
UNITED STATES
SECURITIES AND EXCHANGE COMMISSION
Washington, D.C. 20549

FORM 8-K

CURRENT REPORT

Pursuant to Section 13 OR 15(d) of The
Securities Exchange Act of 1934

Date of Report (Date of earliest event reported) July 13, 2011

Materion Corporation
(Exact name of registrant as specified in its charter)

Ohio
(State or other jurisdiction
of incorporation)

001-15885
(Commission
File Number)

34-1919973
(IRS Employer
Identification No.)

6070 Parkland Blvd.,
Mayfield Heights, Ohio
(Address of principal executive offices)

44124
(Zip Code)

Registrant's telephone number, including area code 216-486-4200

Not Applicable
(Former name or former address, if changed since last report.)

Check the appropriate box below if the Form 8-K filing is intended to simultaneously satisfy the filing obligation of the registrant under any of the following provisions (see General Instruction A.2. below):

- ☐ Written communications pursuant to Rule 425 under the Securities Act (17 CFR 230.425)
 - ☐ Soliciting material pursuant to Rule 14a-12 under the Exchange Act (17 CFR 240.14a-12)
 - ☐ Pre-commencement communications pursuant to Rule 14d-2(b) under the Exchange Act (17 CFR 240.14d-2(b))
 - ☐ Pre-commencement communications pursuant to Rule 13e-4(c) under the Exchange Act (17 CFR 240.13e-4(c))
-
-

Item 7.01 Regulation FD Disclosure

On July 13, 2011, Materion Corporation updated its website with a slide presentation that will be presented by Richard J. Hipple, Chairman, President and Chief Executive Officer to investors. A copy of the presentation is attached hereto as Exhibit 99.1. A copy of the appendix is attached hereto as Exhibit 99.2.

Item 9.01 Financial Statements and Exhibits

Exhibits:

<u>Exhibit Number</u>	<u>Description of Exhibit</u>
99.1	July 2011 Presentation
99.2	Presentation Appendix

SIGNATURES

Pursuant to the requirements of the Securities Exchange Act of 1934, the registrant has duly caused this report to be signed on its behalf by the undersigned hereunto duly authorized.

Materion Corporation

July 13, 2011

By: Michael C. Hasychak
Michael C. Hasychak
Vice President, Treasurer and Secretary



MATERION



Materion Corporation
Investor Presentation
July 2011

Forward-Looking Statements



These slides contain (and the accompanying oral discussion will contain) “forward-looking statements” within the meaning of the Private Securities Litigation Reform Act of 1995. These statements involve known and unknown risks, uncertainties and other factors that could cause the actual results of the Company to differ materially from the results expressed or implied by these statements, including health issues, litigation and regulation relating to our business, our ability to achieve and/or maintain profitability, significant cyclical fluctuations in our customers’ businesses, competitive substitutes for our products, risks associated with our international operations, including foreign currency rate fluctuations, energy costs and the availability and prices of raw materials, the timing and ability to achieve further efficiencies and synergies resulting from our name change and product line alignment under the Materion name and brand, and other factors disclosed in periodic reports filed with the Securities and Exchange Commission. Consequently these forward-looking statements should be regarded as the Company’s current plans, estimates and beliefs.

The Company does not undertake and specifically declines any obligation to publicly release the results of any revisions to these forward-looking statements that may be made to reflect any future events or circumstances after the date of such statements or to reflect the occurrence of anticipated or unanticipated events.

New Name, Same Impressive Performance

Sales
growth
(2005 – 2010)

19%
CAGR

Operating profit
growth
(2005 – 2010)

30%
CAGR


Repositioning
of company

Successful





The Repositioning of Materion





Successful Repositioning – Snapshot

	2002		2010
Revenues	\$373M	→	\$1.3B
Revenue % in Advanced Materials	47%	→	75%
Sales per employee (thousands)	\$200	→	\$524
Debt-to-Debt-Plus-Equity	43%	→	18%
Working capital % of sales	41%	→	25%
Cyclicality	High	→	Low

Operating Businesses are Well-Positioned and Growing

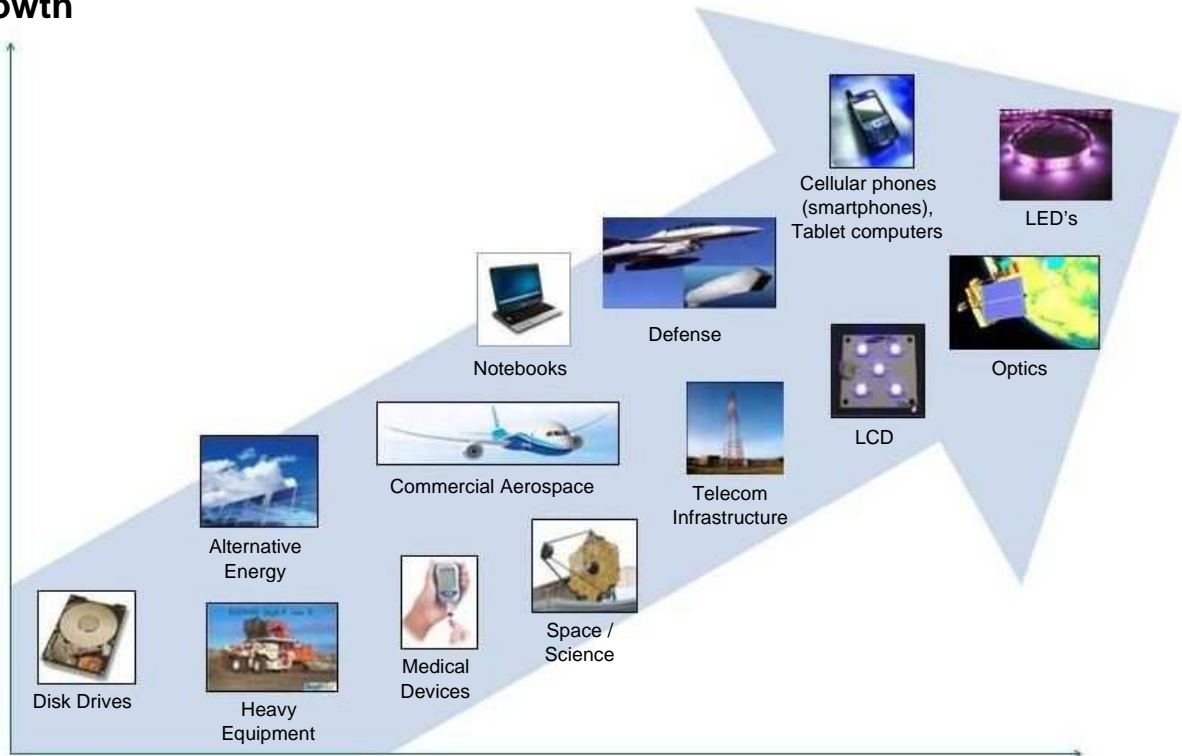


Business	End Markets (Examples)	Products (Examples)	Sales Growth (2002-2010)
Advanced Materials  75% of revenues	<ul style="list-style-type: none"> • Wireless • LED • Optical • Medical • Alternative energy 	<ul style="list-style-type: none"> • PVD targets • Optical / medical coatings • Electronic packaging • Inorganic powders 	453%
Integrated Metals  25% of revenues	<ul style="list-style-type: none"> • Wireless • Oil & gas • Aerospace • Heavy equipment • Defense 	<ul style="list-style-type: none"> • Electronic connectors • Directional drilling components • Optical structures • Bushings and bearings 	68%

Positioned in Diverse Set of High-Growth Markets



Growth



Entered multiple leading-edge growth markets since 2002

Removing High Value Metals Clarifies True Margins 2010

	Operating Profit %	Operating Profit % of Value-Added ⁽¹⁾
Integrated Metals	11 – 13%	14 – 16%
Advanced Materials	5 – 7%	22 – 24%
Company	5 – 7%	13 – 15%

Operations in US and 11 Countries



Customers in >50 countries

Significant and Expanding International Sales 2010

















Expect “direct” international sales
to be 40 - 50% in 3-5 years





1. Target High Growth, Leading-Edge Markets

Market	Q1 2011 % of Value-Added Sales	2011 Trends	Key Drivers
Consumer Electronics	 26%		<ul style="list-style-type: none"> • Smartphone growth • Tablet computers & LEDs • Miniaturization
Industrial Components & Commercial Aerospace	 14%		<ul style="list-style-type: none"> • New airplane builds & retrofits • Increasing air travel • Heavy equipment builds
Defense & Science	 13%		<ul style="list-style-type: none"> • DoD & foreign military budgets • Demand for communications satellites • High performance optical devices
Automotive Electronics	 8%		<ul style="list-style-type: none"> • Increasing global car production • HEV/EV lithium ion battery components • Engine control & electronic systems
Energy	 8%		<ul style="list-style-type: none"> • Directional drilling • Rig counts • Solar, batteries & smart grid devices
Telecommunications Infrastructure	 7%		<ul style="list-style-type: none"> • Global 3G/4G builds • Base stations • Undersea fiber-optics expansion
Medical	 7%		<ul style="list-style-type: none"> • Glucose testing • Diagnostics equipment





1. Target High Growth, Leading-Edge Markets



Reportable Segments

Key Markets	ADVANCED MATERIAL TECHNOLOGIES Precious, Non-precious, Specialty Metal and Inorganic Materials; Electronic Packages and Components	PERFORMANCE ALLOYS Bulk and Strip Form Products and Beryllium Hydroxide	BERYLLIUM & COMPOSITES Beryllium and Beryllia Ceramic Products	TECHNICAL MATERIALS Specialty Strip Metal Products
CONSUMER ELECTRONICS	▲	▲	▲	▲
DEFENSE & SCIENCE	▲	▲	▲	▲
INDUSTRIAL COMPONENTS & COMM. AEROSPACE	▲	▲	▲	
AUTOMOTIVE ELECTRONICS	▲	▲	▲	▲
TELECOM INFRASTRUCTURE	▲	▲	▲	▲
APPLIANCE		▲		
MEDICAL	▲	▲	▲	▲
ENERGY	▲	▲	▲	▲

2. Own The Niche – Examples

		Leading position in niche
	<ul style="list-style-type: none">• Smartphone applications<ul style="list-style-type: none">– currently in 95% of all smartphones, expected to grow 50% in 2011	<input checked="" type="checkbox"/>
	<ul style="list-style-type: none">• Optical coatings<ul style="list-style-type: none">– highly sophisticated uses for defense and medical applications	<input checked="" type="checkbox"/>
	<ul style="list-style-type: none">• Only fully integrated producer of beryllium<ul style="list-style-type: none">– one-of-a-kind business	<input checked="" type="checkbox"/>
	<ul style="list-style-type: none">• Unique copper-nickel material ToughMet™<ul style="list-style-type: none">– multiple advanced applications growing at over 30% annually	<input checked="" type="checkbox"/>

3. Continually Develop Innovative Products

- Customer-centric product development
- Active research programs
- New product areas include
 - LEDs
 - Medical
 - Commercial Optics
 - Disk drive arms
 - Solar
 - Batteries
 - Science
 - Commercial Aerospace



4. Synergistic Acquisitions – Strong Record



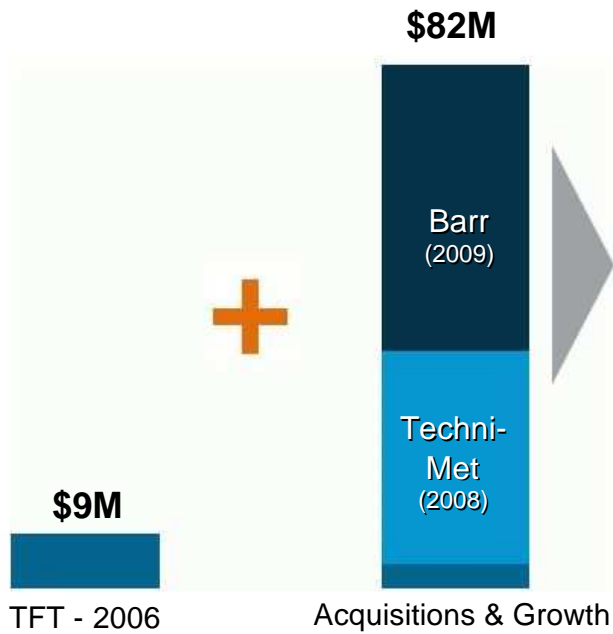
	Acquisitions 2005-2010 – Impact		
	Add complementary products / technology	Expand market position	Accretive in year 1
OMC – shield kit cleaning	✓	✓	✓
TFT – thin film coatings	✓	✓	✓
CERAC – inorganic chemicals	✓	✓	✓
Techni-Met – thin film coatings	✓	✓	✓
Barr – thin film coatings	✓	✓	✓
Academy – precious metals	✓	✓	✓

By 2010, added over \$300M to sales and approximately 25% of company profit

4. Synergistic Acquisitions

Case Study of Growing a Niche Business – Optical Filters and Medical Coatings

(Revenues)



Today (2010)

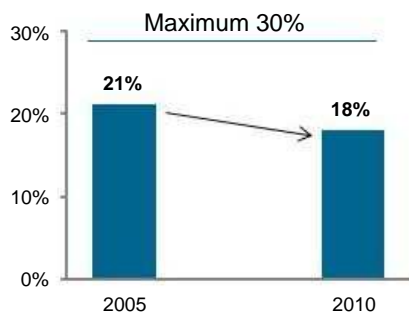
- Revenues of \$91M
- 78% CAGR
- Positioned in \$1.2B+ market growing at 11% annually



5. Ensure Financial Discipline

Maintain strong balance sheet

Debt-to-Debt-Plus-Equity



After \$175M in acquisitions (net)



Strong cash flow

- Cash flow from operations \$30M - \$75M annually
- Capex below depreciation
- Reduction in working capital goal to <20% sales



Resources to finance acquisitions of \$50M to \$100M annually



Financial Goals Next 3-5 Years

	2010		Next 3-5 years
Revenue growth – organic	35%	→	>10%
Acquisitions	\$21M	→	\$50 - \$100M per year
Margins (OP % VA)	14%	→	14% - 18%
Working capital % sales	25%	→	<20%
Debt to Debt-Plus-Equity	18%	→	<30%
ROIC (pre-tax)	17%	→	>20%

Increasing Shareholder Value

- 1 Grow and diversify revenue base
- 2 Expand margins
- 3 Improve fixed and working capital utilization

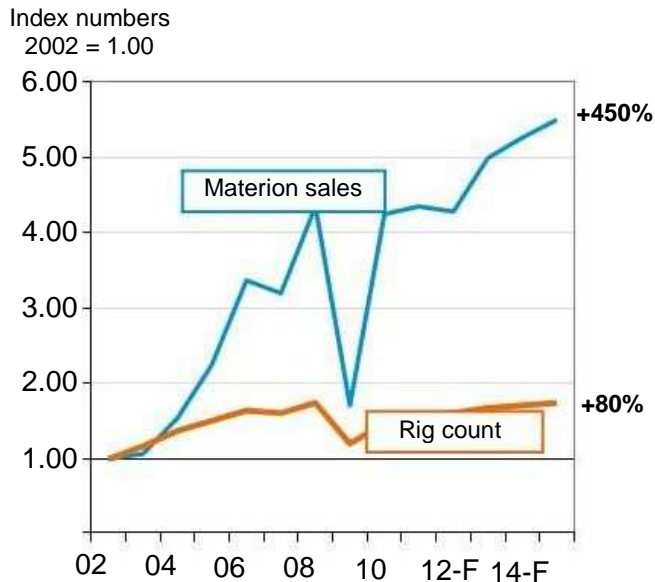


Expand and Diversify Revenue Base

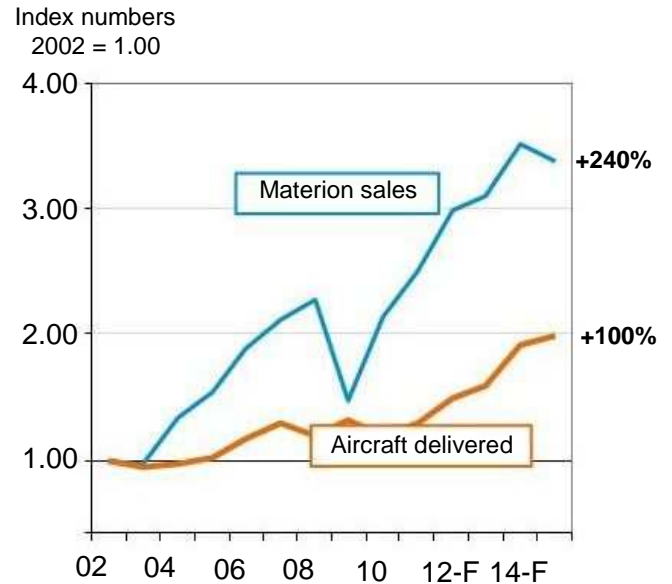
- Targeting expansion in growth markets including:
 - smart mobile devices, 3G / 4G, commercial aerospace, oil & gas, alternative energy, optics, LED / LCD
- Ongoing global expansion
 - Asia
- Strategic acquisition → fast accretion
 - Technology
 - Global reach



**Growth of Materion
Oil and Gas Sales vs. Market**

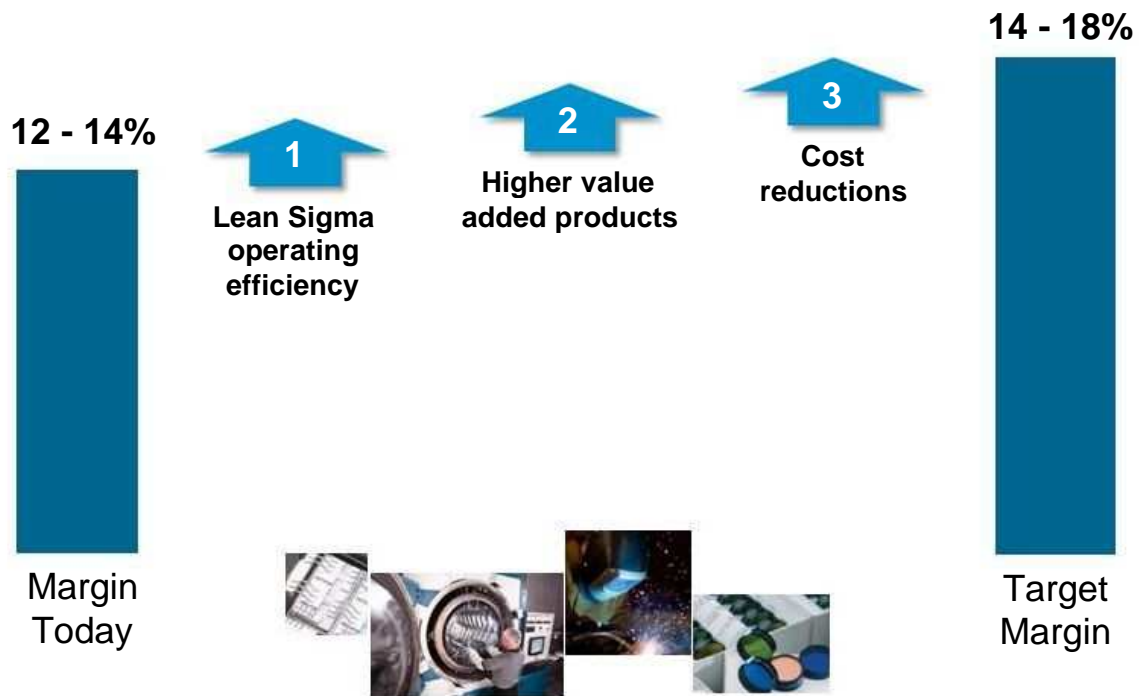


**Growth of Materion
Aerospace Sales vs. Market**



Expand Margins – Key Drivers

(OP % VA)



Improve Fixed and Working Capital Efficiency

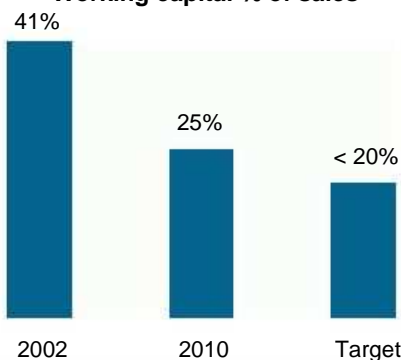
Lean Sigma

- Cycle time reduction
- Yield improvement
- On-time shipments



Improve Working Capital Efficiency

Working capital % of sales

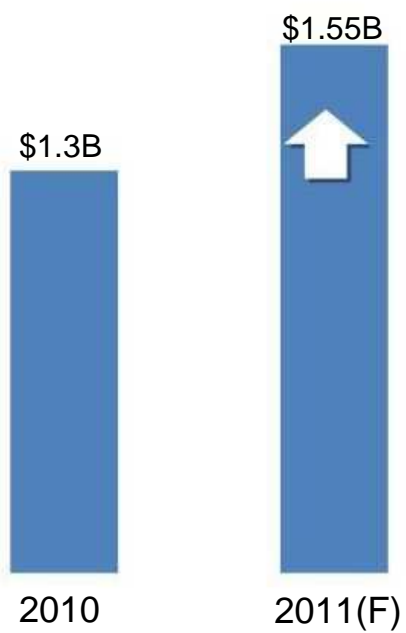


Based on 2011 projected sales, each 5% of working capital efficiency = \$43M of cash


2011 Outlook and Guidance



Revenues (\$B)



EPS (\$)



Why Invest in Materion Corporation

Positioning

Niche leader in high-growth markets

- Global player, strong secular market drivers
- Sustainable long-term growth

Performance

Strong performance record

- Proven business model
- Target, expand, then own niche

Growth

Executing three point strategy

- Clear financial goals, performance continuing to improve





Materion Corporation
Investor Presentation
July 2011



Appendix

Internal Antenna Contacts

Grounding Clips and Audio Jacks

Micro Mezzanine Connectors for LCD Screen

I/O Connector Contacts

Battery Contacts



Internal Electronics

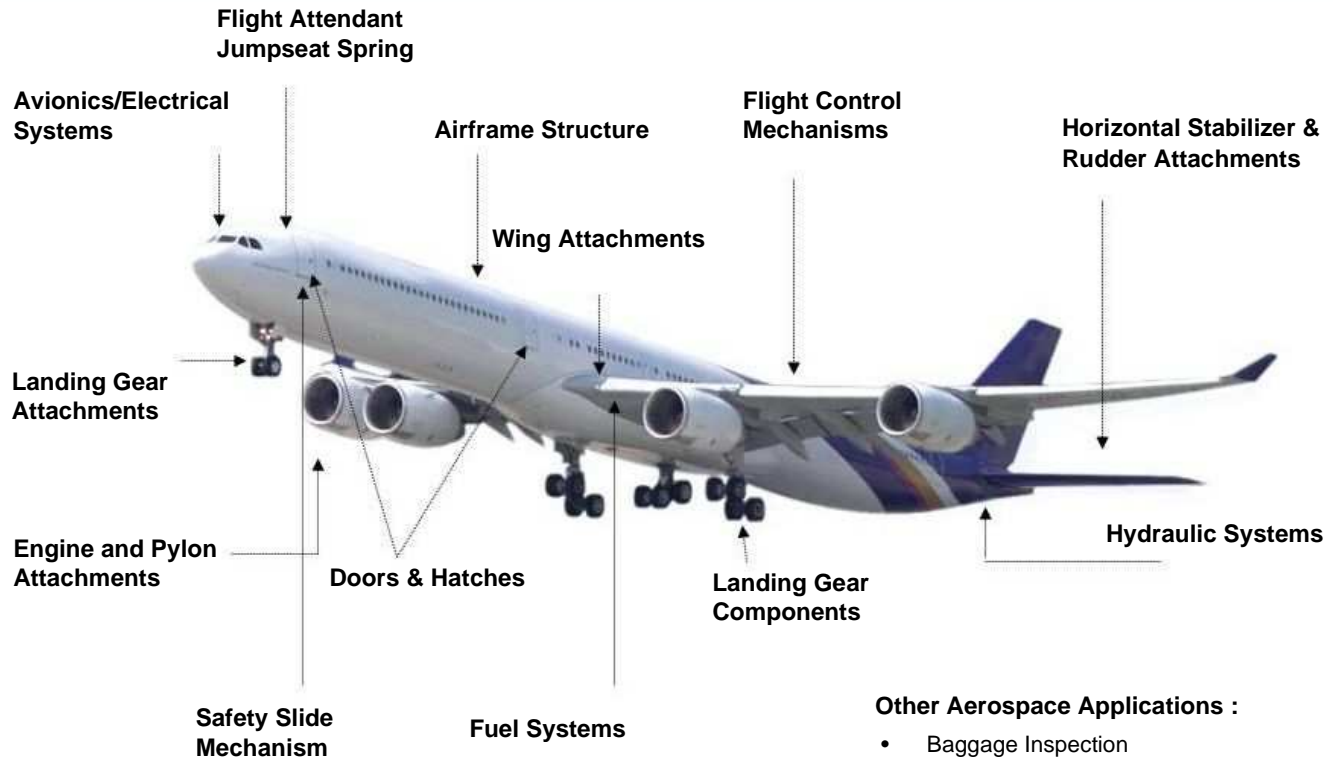
- Precursor materials for GaAs wafer production

Internal Electronics and LED

- Thin Film Materials – Power amplifiers, LED, SAW and BAW devices, filters, and ICs
- Hermetic Solutions for SAW
- Refining / Recycling
- Precision Parts Cleaning

Other Smart Phone Applications:

- Circuit Board and IC Inspection
- RoHS Compliance Assurance
- Cellular Infrastructure with High Power RF Packaging

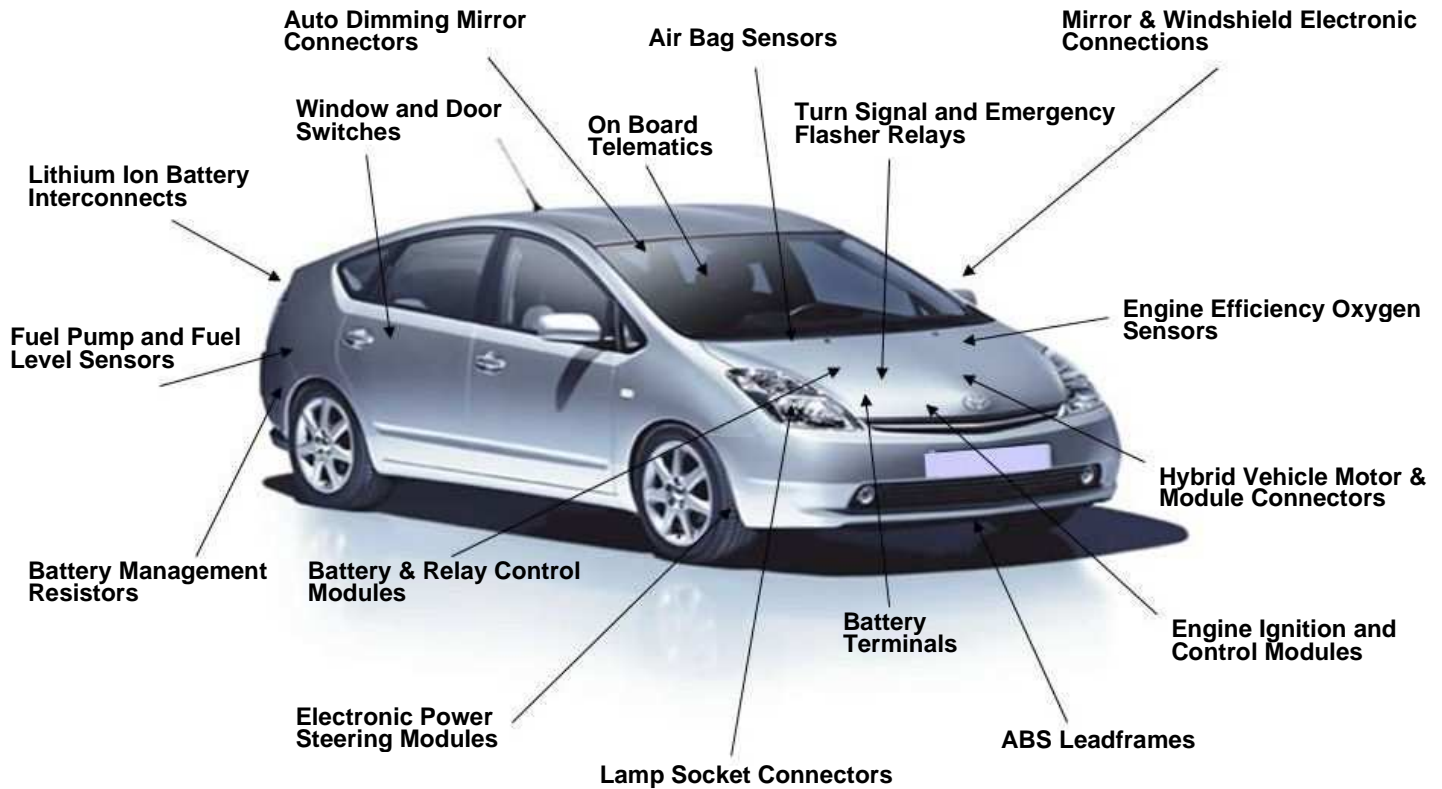


Other Aerospace Applications :

- Baggage Inspection
- Nondestructive Evaluation (Cracked Component Detection)


- Infrared Sensors for Fighter Jet and UAV Optical Targeting
- Electronic Packaging for Defense Avionics, Radar and Electronic Countermeasure Systems
- Structural and Electronic Components for Satellites
- X-ray Windows in Security Imaging Systems
- Laser Protection Optical Coatings
- Night Vision System Optics





Wellhead Control Equipment

Structural Rig Components




Drill Bits

Directional Drilling Equipment

MWD, LWD, MPT Systems

Under Water Wellhead Equipment

ROV's, blow out preventers, hydraulic actuators, control fluid couplings



Other Oil & Gas Applications:

- Artificial Lift Equipment
- Elemental Analysis
- Down Hole X-Ray Inspection

Applications: Solar Energy



Technology: Crystalline Silicon (Si)

Interconnect Materials

Front and backplane systems for high efficiency designs.

Technology: Flexible Solar Cells/ Building

Integrated Photovoltaic:

Thin Film Services:

Solar cells built in flexible substrates to accommodate applications such as roofing tiles or defense.

Technology: Cadmium Telluride (CdTe)

Thin Film (PVD) Materials

Cadmium based solar cell architecture. N and P type Cadmium Semiconductor materials
TCO Transparent Conductive Oxide layers
Front and Back-contact layers

Technology: Copper Indium Gallium Selenide (CIGS)

Thin Film (PVD) Materials as well as Powders for Printing CIGS applications

Copper Indium Gallium Selenide thin film and screen printing applications for flexible and rigid solar cells.

Technology: Amorphous Silicon (a-Si, tandem and multi-junction)

Thin Film (PVD) Materials

Silicon based photovoltaic cells

Front and back contact layers

TCO Transparent Conductive Oxide layers

Technology: Concentrator Photovoltaic (CPV)

Thin Film (PVD) Materials

Solar technology based on concentrating Solar rays into a semiconductor device via large lens.

Anti-Reflection Coating Materials

Precious metal contact materials

Micro Electronic Packaging Products:

Bonding Ribbon Au & Ag

Lead-free Solders

Metallized Ceramic Substrates

Base Stations

- Coaxial Connectors
- High Power Amplifiers

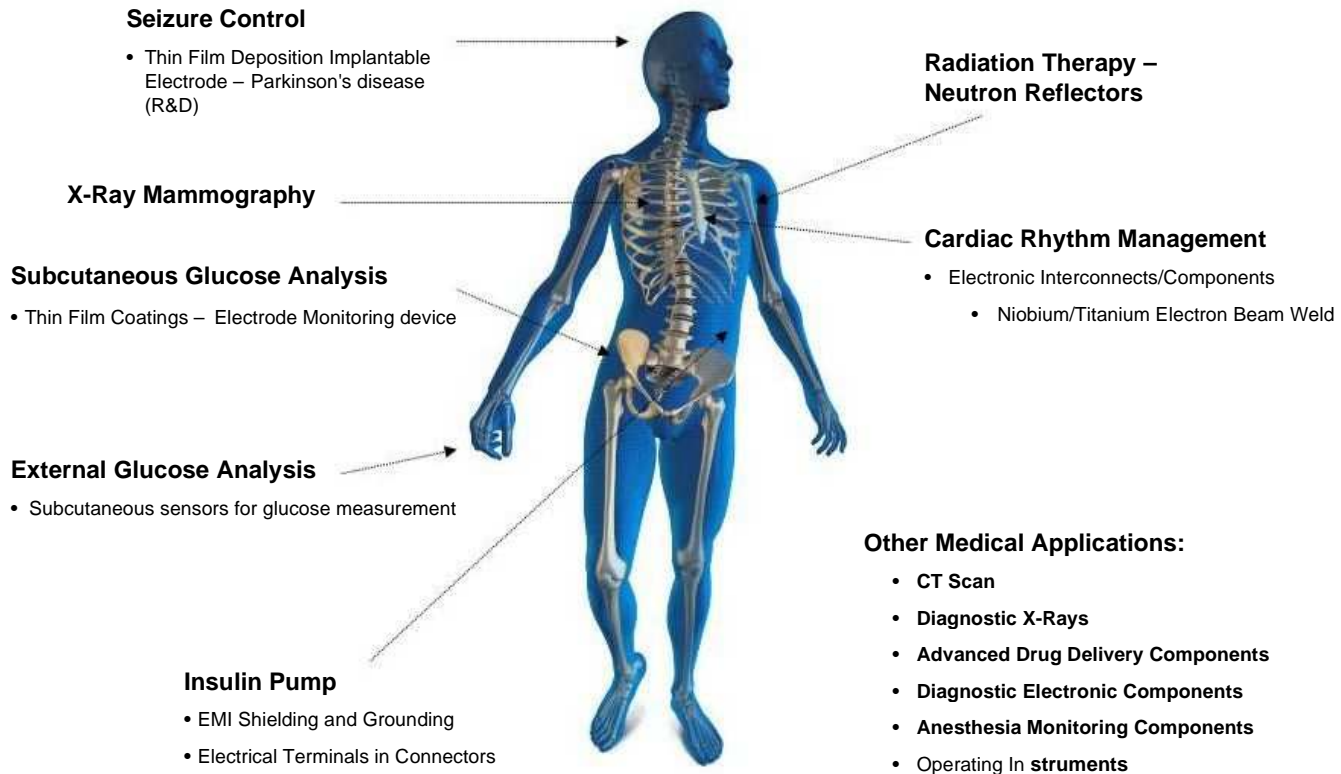
Local Area Networks

- Shielding
- Modular Jacks
- PCB Sockets
- Processor Sockets

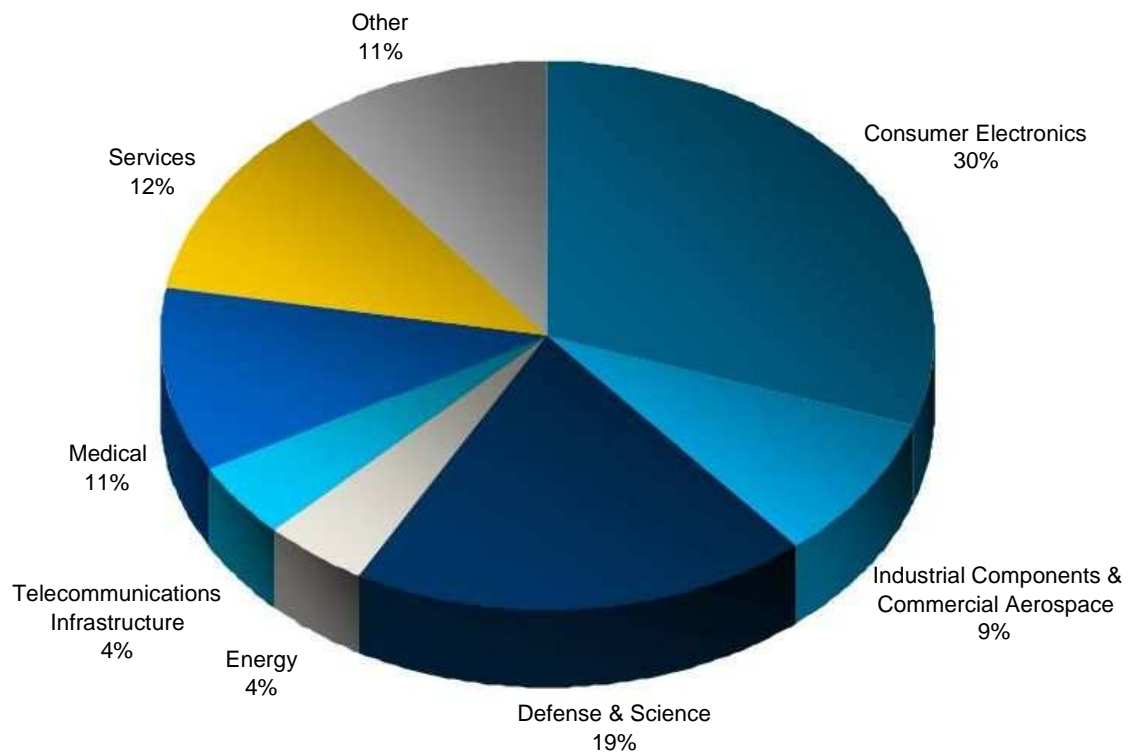
Other Telecommunications Infrastructure Applications

- Undersea Repeater Housings





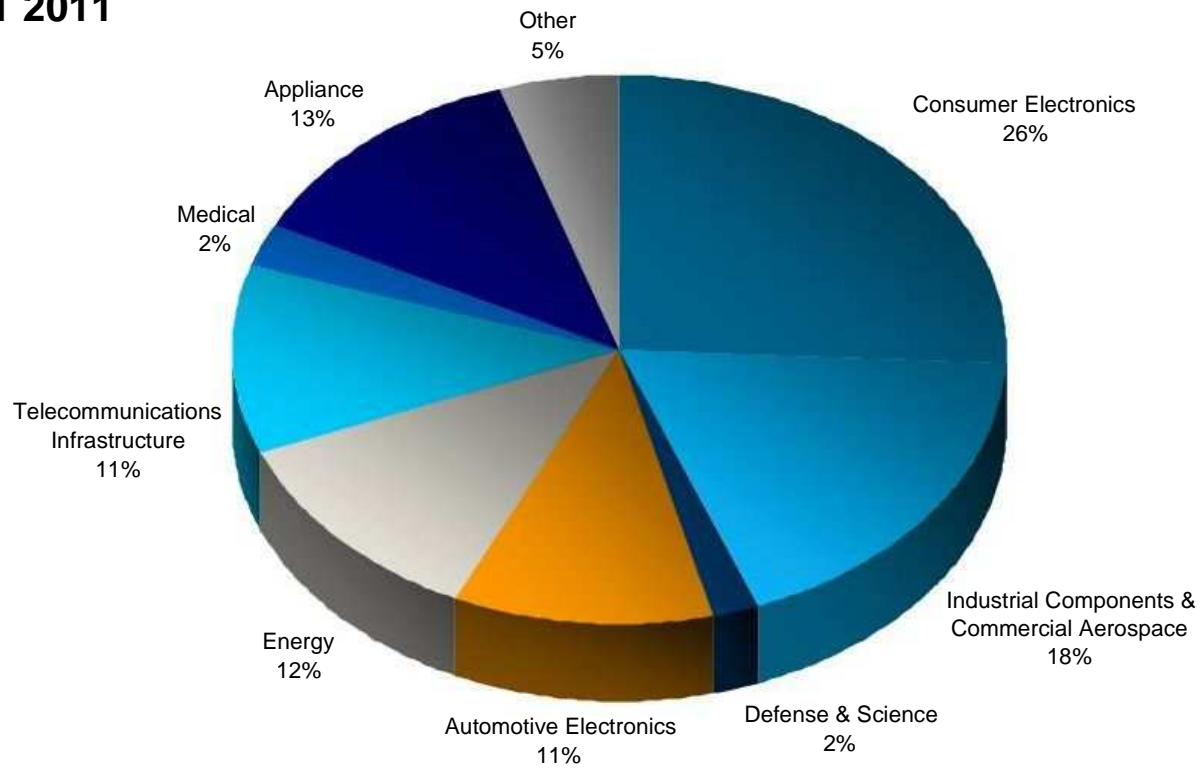
Q1 2011



Value-Added Sales: Performance Alloys



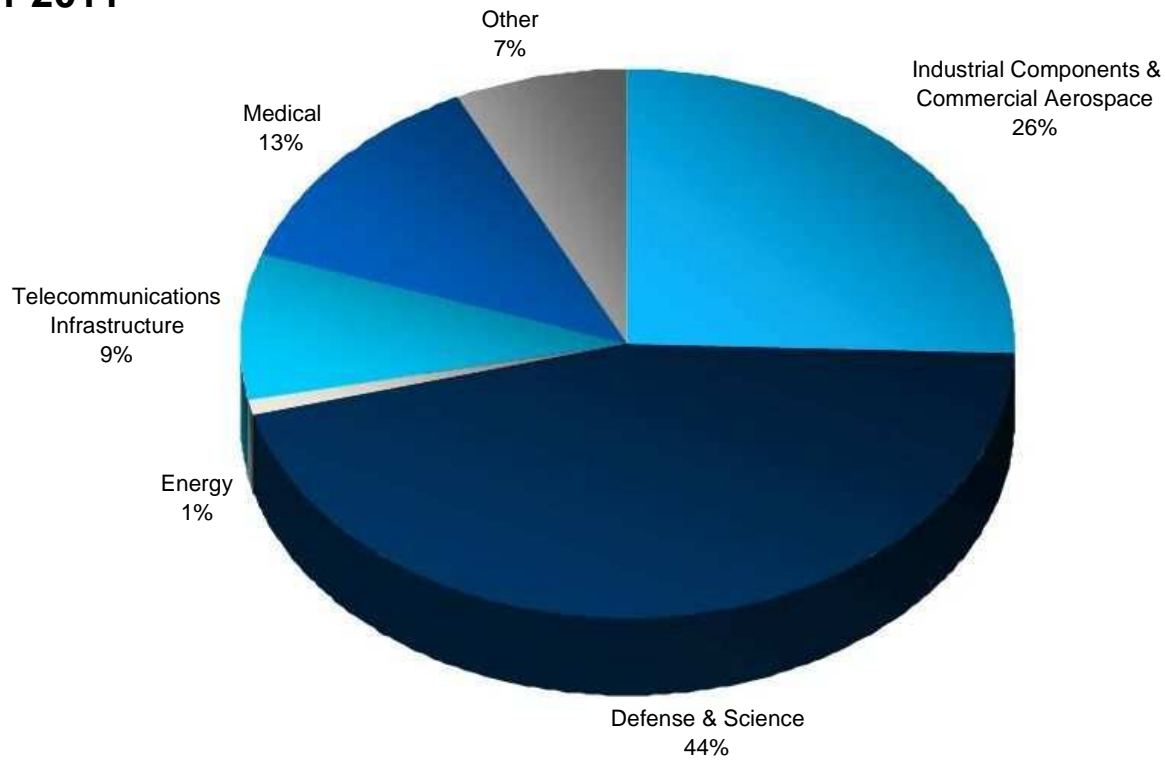
Q1 2011



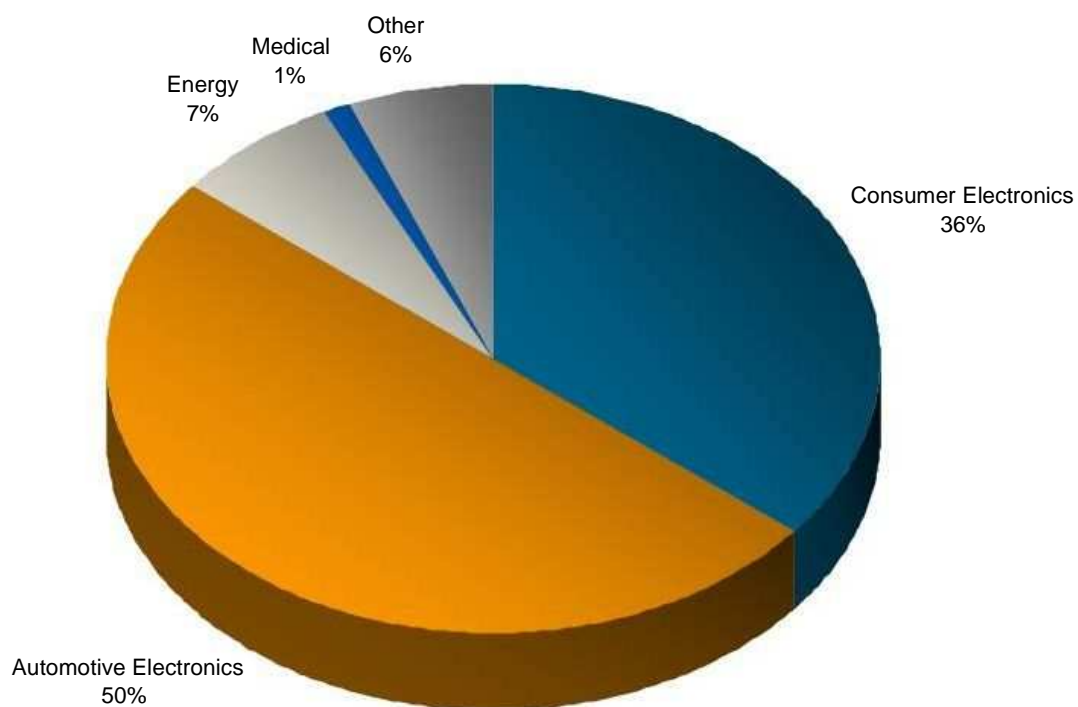
Value-Added Sales: Beryllium and Composites



Q1 2011



Q1 2011



Advanced Material Technologies

- Optics Coating Materials and Large Format Components
- Precision Optical Thin Film Coatings (specialty filters)
- Thin Film Electrodes (medical diagnostics)
- Optical package for New Photonics applications
- RF packages for the latest transistor technology (3G and 4G infrastructure)
- Expanded refining/chamber services – Compliment to Thin Film Materials & Coating businesses
- Large format Thin Film Materials for large area coatings (Energy, Solar)
- Solar Panel Thin Film, Concentrator Materials and Barrier Film Coatings
- MEMS and Photovoltaic Packaging Materials
- Nanotechnology Materials
- Materials for High Brightness LEDs
- Specialty Inorganic Compounds (Solar, Security)
- Precious Metal Materials – rod, bar, sheet, slugs, etc.
- Refining and Metal Recovery and Management Services

Performance Alloys

- ToughMet® Alloy for High Volume Bearing Applications
- BrushForm 158 for Voice Coil Motor (VCM) applications
- Materion R270 Strip

Beryllium and Composites

- Nearer net shape fabrication (hot isostatic pressing)
- Truextent™ speaker diaphragms
- Coatings
- Nuclear beryllium materials

Technical Materials

- Li Ion Battery Interconnects
- Power Electronics
- Solar Leadframe Application
- Medical Applications
- Hard Drives



Appendix