

**UNITED STATES
SECURITIES AND EXCHANGE COMMISSION
WASHINGTON, D.C. 20549
FORM 10-K**

**ANNUAL REPORT PURSUANT TO SECTION 13 OR 15(d) OF THE
SECURITIES EXCHANGE ACT OF 1934**

For the Fiscal Year Ended December 31, 2025

OR

**TRANSITION REPORT PURSUANT TO SECTION 13 OR 15(d) OF THE
SECURITIES EXCHANGE ACT OF 1934**

For the Transition Period from _____ to _____

Commission File No. 1-32525

AMERIPRISE FINANCIAL, INC.

(Exact name of registrant as specified in its charter)

<u>Delaware</u> (State or other jurisdiction of incorporation or organization)	<u>13-3180631</u> (I.R.S. Employer Identification No.)
<u>1099 Ameriprise Financial Center Minneapolis Minnesota</u> (Address of principal executive offices)	<u>55474</u> (Zip Code)

Registrant's telephone number, including area code: **(612) 671-3131**

Securities registered pursuant to Section 12(b) of the Act:

<u>Title of each class</u>	<u>Trading Symbol</u>	<u>Name of each exchange on which registered</u>
Common Stock (par value \$.01 per share)	AMP	New York Stock Exchange

Securities registered pursuant to Section 12(g) of the Act: None

Indicate by check mark if the registrant is a well-known seasoned issuer, as defined in Rule 405 of the Securities Act. Yes No

Indicate by check mark if the registrant is not required to file reports pursuant to Section 13 or Section 15(d) of the Exchange Act. Yes No

Indicate by check mark whether the registrant (1) has filed all reports required to be filed by Section 13 or 15(d) of the Securities Exchange Act of 1934 during the preceding 12 months (or for such shorter period that the registrant was required to file such reports), and (2) has been subject to such filing requirements for the past 90 days. Yes No

Indicate by check mark whether the registrant has submitted electronically every Interactive Data File required to be submitted pursuant to Rule 405 of Regulation S-T (§232.405 of this chapter) during the preceding 12 months (or for such shorter period that the registrant was required to submit such files). Yes No

Indicate by check mark whether the registrant is a large accelerated filer, an accelerated filer, a non-accelerated filer, smaller reporting company, or an emerging growth company. See the definitions of "large accelerated filer," "accelerated filer," "smaller reporting company," and "emerging growth company" in Rule 12b-2 of the Exchange Act.

Large Accelerated Filer Accelerated Filer Non-accelerated Filer Smaller reporting company Emerging growth company

If an emerging growth company, indicate by check mark if the registrant has elected not to use the extended transition period for complying with any new or revised financial accounting standards provided pursuant to Section 13(a) of the Exchange Act.

Indicate by check mark whether the registrant has filed a report on and attestation to its management's assessment of the effectiveness of its internal control over financial reporting under Section 404(b) of the Sarbanes-Oxley Act by the registered public accounting firm that prepared or issued its audit report.

If securities are registered pursuant to Section 12(b) of the Act, indicate by check mark whether the financial statements of the registrant included in the filing reflect the correction of an error to previously issued financial statements.

Indicate by check mark whether any of those error corrections are restatements that required a recovery analysis of incentive-based compensation received by any of the registrant's executive officers during the relevant recovery period pursuant to §240.10D-1(b).

Indicate by check mark whether the registrant is a shell company (as defined in Rule 12b-2 of the Exchange Act). Yes No

The aggregate market value, as of June 30, 2025, of voting shares held by non-affiliates of the registrant was approximately \$50.3 billion.

Indicate the number of shares outstanding of each of the registrant's classes of common stock, as of the latest practicable date.

Class	Outstanding at February 6, 2026
Common Stock (par value \$.01 per share)	91,178,997 shares

DOCUMENTS INCORPORATED BY REFERENCE

Part III: Portions of the registrant's Proxy Statement to be filed with the Securities and Exchange Commission in connection with the Annual Meeting of Shareholders to be held on April 29, 2026 ("Proxy Statement").

Ameriprise Financial, Inc.

FORM 10-K

INDEX

PART I

Item 1. Business	1
Item 1A. Risk Factors	16
Item 1B. Unresolved Staff Comments	27
Item 1C. Cybersecurity	28
Item 2. Properties	29
Item 3. Legal Proceedings	29
Item 4. Mine Safety Disclosures	29

PART II

Item 5. Market for Registrant’s Common Equity, Related Stockholder Matters and Issuer Purchases of Equity Securities	30
Item 6. [Reserved]	30
Item 7. Management’s Discussion and Analysis of Financial Condition and Results of Operations	31
Item 7A. Quantitative and Qualitative Disclosures About Market Risk	55
Item 8. Financial Statements and Supplementary Data	60
Item 9. Changes in and Disagreements With Accountants on Accounting and Financial Disclosure	154
Item 9A. Controls and Procedures	154
Item 9B. Other Information	154
Item 9C. Disclosure Regarding Foreign Jurisdictions that Prevent Inspections	154

PART III

Item 10. Directors, Executive Officers and Corporate Governance	155
Item 11. Executive Compensation	157
Item 12. Security Ownership of Certain Beneficial Owners and Management and Related Stockholder Matters	157
Item 13. Certain Relationships and Related Transactions, and Director Independence	158
Item 14. Principal Accountant Fees and Services	158

PART IV

Item 15. Exhibits and Financial Statement Schedules	159
Item 16. Form 10-K Summary	162
Signatures	163
Schedule I - Condensed Financial Information of Registrant	165

PART I.**Item 1. Business****Overview**

Ameriprise Financial, Inc. is a diversified financial services company with a more than 130-year history of providing solutions to help clients confidently achieve their financial objectives. Ameriprise Financial, Inc. is a holding company incorporated in Delaware that primarily engages in business through its subsidiaries. Accordingly, references to “Ameriprise,” “Ameriprise Financial,” the “Company,” “we,” “us,” and “our” may refer to Ameriprise Financial, Inc. exclusively, to our entire family of companies, or to one or more of our subsidiaries.

We are a long-standing leader in financial planning and advice offering a broad range of products and services designed to assist individual and institutional clients achieve their financial objectives. Our strategy is centered on helping clients confidently achieve their goals by providing holistic advice and by managing and protecting their assets and income. We carry out our strategy through two primary go-to-market approaches: Wealth Management and Asset Management.

Wealth Management

Our wealth management business is the primary growth engine of Ameriprise with a significant market opportunity. We are in a compelling position to capitalize on significant long-term demographic and market trends driving increased demand for financial advice and solutions. In the United States (“U.S.”), the ongoing transition of baby boomers into retirement, as well as younger generations currently building their wealth and planning for retirement, continues to drive demand for financial advice and solutions. Our primary target market is households with \$500,000 to \$5,000,000 in investable assets. We are also well-suited to serve those outside this asset range as we also offer products and services designed for higher-net worth households.

We are an industry-leading wealth manager with a differentiated advice value proposition. Our network of more than 10,000 financial advisors (our “advisors”) is the primary channel through which we carry out our wealth management activities. Our capabilities are centered on establishing long-term personal relationships between clients and advisors. Through our branded affiliated advisors, we offer financial planning and advice, cash management and banking products, and full-service brokerage services, primarily to retail clients.

Our advisor force is among the largest branded advisor platforms in the industry and is central to how we serve our clients. We support our advisors with an integrated technology platform, training, leadership and marketing programs to assist them in serving clients and growing their practices. Our nationally recognized brand, combined with these programs and other support, creates a compelling value proposition for financial advisors relative to the broader financial services industry. This is evidenced by our strong advisor retention and satisfaction and our ability to attract and retain experienced and productive advisors. We continuously invest in, develop, and refine capabilities and tools designed to maximize advisor productivity and client satisfaction.

We design products and services as solutions for clients’ cash and liquidity, asset accumulation, retirement, protection, income generation and disbursement and estate and wealth transfer needs. The financial solutions we offer through our advisors include our own products and services as well as other providers’ products. We distribute our life and disability income insurance, as well as annuity products, through our advisor channel under the *RiverSource*[®] brand.

Asset Management

Our global asset management business, represented by *Columbia Threadneedle Investments*[®] as a key brand, offers a broad spectrum of capabilities to individual, institutional and high net worth investors. *Columbia Threadneedle*[®] investment products are primarily offered through third parties, though we also provide our asset management products through our advisor network, direct retail and through our institutional sales force. Our underlying asset management philosophy is rooted in delivering consistently strong, competitive investment performance.

We are positioned to grow our assets under management and advisement and are pursuing opportunities to leverage the collective capabilities of our global asset management business in order to enhance our investment solutions and to develop new solutions that are responsive to client demand in an increasingly complex and competitive marketplace. We benefit from key strategic relationships we have established, and we have strong retail, institutional and alternative capabilities. We have expanded beyond our traditional strengths in the U.S. and the United Kingdom (“U.K.”) to serve more clients and gather assets worldwide.

History and Development

Our company has provided solutions to help clients confidently achieve their financial objectives for more than 130 years. Our earliest predecessor company, Investors Syndicate, was founded in 1894 to provide face-amount certificates to consumers. In 1983, our company was formed as a Delaware corporation in connection with American Express’ acquisition of IDS Financial Services from Alleghany Corporation. We changed our name to “American Express Financial Corporation” (“AEFC”) and began marketing our

Ameriprise Financial, Inc.

products and services under the American Express brand in 1994. In 2005, AEFC spun off from American Express to form Ameriprise Financial, Inc.

We have grown both organically through the products and services we provide, as well as inorganically through strategic acquisitions. This has allowed us to significantly enhance the scale, performance, and product offerings of our brokerage, financial planning, managed accounts, retail mutual fund and institutional asset management businesses to best serve clients. Our acquisitions have included, among others, Threadneedle Asset Management Holdings, H&R Block Financial Advisors, Inc., J. & W. Seligman & Co. Incorporated, Columbia Management, Investment Professionals, Inc., and, most recently, BMO Financial Group’s European-based asset management business. Beyond traditional acquisitions, we pursue other strategies to grow our wealth management business such as experienced advisor recruiting, practice acquisitions, advisor loans, and partnerships with banks and credit unions.

Over the years, we have also sought to optimize the organizational structure in which we offer certain banking products. In May 2019, we converted Ameriprise National Trust Bank to Ameriprise Bank, FSB (“Ameriprise Bank”) to expand the products and services we provide directly to our clients. At that time, Ameriprise Financial became a savings and loan holding company subject to regulation, supervision and examination by the Board of Governors for the Federal Reserve System (“FRB”), and Ameriprise Financial elected to be classified as a financial holding company subject to applicable regulation under the Bank Holding Company Act of 1956, as amended.

Our Business Mix and Integrated Model

The financial results from the businesses underlying our go-to-market approaches are reflected in our operating segments:

- Advice & Wealth Management;
- Asset Management;
- Retirement & Protection Solutions; and
- Corporate & Other.



Diverse business mix performs well across market cycles

Strong asset persistency from client relationships built on trust and personalized advice

Generate **multiple revenue streams** and strong return on assets

Significant leverage across our businesses

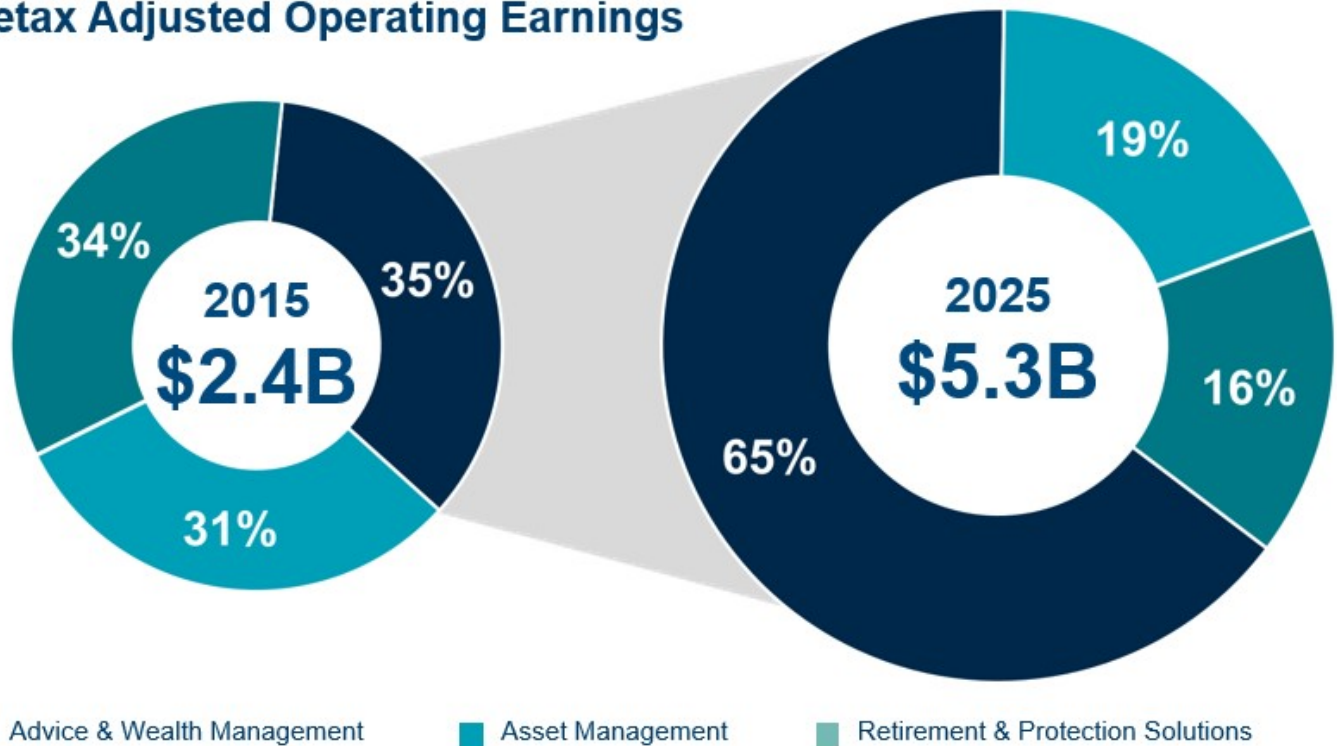
Maintain pristine balance sheet and generate **substantial free cash flow**

As a diversified financial services firm, we believe our ability to gather and retain assets is best measured by our aggregate assets under management, administration and advisement metric. As of December 31, 2025, we had \$1.7 trillion in assets under management, administration, and advisement, compared to \$1.5 trillion as of December 31, 2024. For a more detailed discussion of assets under management, administration, and advisement, see “Management’s Discussion and Analysis of Financial Condition and Results of Operations” included in Part II, Item 7 of this Annual Report on Form 10-K.

Ameriprise Financial, Inc.

We continue to execute on our strategy to grow our Advice & Wealth Management business with complementary Asset Management and Retirement & Protection Solutions businesses. Our integrated model leverages key business linkages to drive growth and consistency across market cycles. The following chart shows our current business mix represented by the contributions of each segment to our pretax adjusted operating earnings (excluding Corporate & Other segment) as well as a historical comparison.

Pretax Adjusted Operating Earnings



Excludes Corporate & Other segment and unlocking. Results beginning in Q1 2021 have been recast to reflect adoption of long duration targeted investments (LDTI).

Our Principal Brands

Our diversified products and services are offered through these primary brands:



We use the *Ameriprise Financial*[®] brand as our enterprise brand, as well as the name of our advisor network and certain of our retail products and services.



Our global *Columbia Threadneedle*[®] and *Columbia Threadneedle Investments*[®] brands represent the combined capabilities, resources and reach of Columbia Management Investment Advisers, LLC (including its subsidiaries, “Columbia Management”), other U.S.-based entities and Threadneedle. The foreign operations of Ameriprise Financial, Inc. are conducted primarily through Columbia Threadneedle Investments UK International Limited, TAM UK International Holdings Limited and Ameriprise Asset Management Holdings Singapore (Pte.) Ltd. and their respective subsidiaries (collectively, “Threadneedle”).



Through our “RiverSource Life companies” or “RiverSource”, which is the combination of RiverSource Life Insurance Company (“RiverSource Life”) and RiverSource Life Insurance Co. of New York (“RiverSource Life of NY”, we make available annuity, insurance and disability income products.

Our Segments - Advice & Wealth Management

We provide financial planning and advice, as well as full-service brokerage services, to more than 3.5 million retail clients through our financial advisors. These services are centered on long-term, personal relationships between our advisors and our clients and focus on helping clients confidently achieve their financial goals. Our financial advisors provide a distinctive, holistic approach to financial planning and have access to a broad selection of both our and other providers’ products to help clients meet their financial needs and goals. Banking, lending, and cash management solutions help clients establish financial flexibility while planning for both short- and

Ameriprise Financial, Inc.

long-term needs. As part of our goal-based approach to financial advice, our advisors help clients actively manage investing, saving and spending so they have a more complete financial picture.

A significant portion of revenues in this segment are fee-based and driven by the level of client assets, which is impacted by both market movements and net flows. We also earn revenue and income through other sources, including the following:

- We earn net investment income on owned assets from Ameriprise Certificate Company (“ACC”) and Ameriprise Bank, both wholly owned subsidiaries of Ameriprise.
- We earn financial planning fees as well as transaction and other fees.
- We earn distribution fees for providing non-affiliated products and intersegment revenues for providing our affiliated products and services to our retail clients. Intersegment expenses for this segment include investment management services provided by our Asset Management segment. All intersegment activity is eliminated in our consolidated results.

Our Financial Advisor Platform

With more than 10,000 advisors, Ameriprise is one of the top branded advisor platforms in the U.S. market. We offer a choice in how advisors can affiliate with us to grow their practices through one of our four advisor channels that provide advisors with different levels of support and compensation in delivering the Ameriprise client experience.

- The Ameriprise Franchise Group is our largest channel and advisors affiliate with us as independent franchisees of Ameriprise.
- The Ameriprise Advisor Group provides advisors with the benefits and support of an employment relationship.
- The Ameriprise Personal Wealth Group employs advisors who deliver personalized advice to clients through a centralized team-based model virtually.
- The Ameriprise Financial Institutions Group supports advisors based in third-party regional banks and credit unions.

We offer the following products and services through our Advice & Wealth Management segment:

- Financial planning and advice services to provide personalized financial planning and financial solutions for which we charge fees and may receive sales commissions for selling products that aid in our clients’ plans.
- Discretionary and non-discretionary investment advisory accounts (also known as managed accounts) for which we receive fees based on the assets held in that account, as well as related fees or costs associated with the underlying securities held in that account.
- Brokerage products and services for retail and institutional clients.
- Cash management and banking products, including brokerage sweep programs, cash management accounts, savings accounts, residential mortgage loans, credit cards, margin loans, and pledged asset lines of credit.
- Face-amount certificates through ACC.
- Mutual fund offerings from our Columbia funds as well as approximately 130 unaffiliated mutual fund families, representing approximately 2,125 mutual funds on our brokerage platform for which mutual fund families and other companies generally pay us a portion of the revenue generated from sales of those funds, administrative fees, and fees from the ongoing management attributable to our clients’ ownership in the fund.
- Exchange traded funds (“ETFs”), closed-end funds and model offerings from our Columbia funds.
- Insurance and annuities products from both RiverSource Life companies as well as third parties, and we receive a portion of the revenue generated from the sale of unaffiliated products and certain administrative fees.

Our Segments - Asset Management

Through Columbia Threadneedle, we provide investment management, advice and products to retail, high net worth and institutional clients on a global scale.

Revenues in the Asset Management segment are primarily earned based on managed asset balances, which are impacted by market movements, net asset flows, asset allocation and product mix. We may also earn performance fees from certain strategies where investment performance meets or exceeds certain pre-identified targets. As of December 31, 2025, our Asset Management segment had \$721 billion in managed and advised assets.

Our Asset Management segment also provides asset management services for Ameriprise Financial subsidiaries. The fees for such services are reflected within the Asset Management segment results through intersegment transfer pricing. Intersegment expenses for this segment include distribution expenses for services provided by our Advice & Wealth Management and Retirement & Protection Solutions segments. All intersegment activity is eliminated in our consolidated results.

Managed assets include external client assets and owned assets. Managed external client assets include client assets for which we provide investment management services, such as the assets of the *Columbia Threadneedle Investments* fund families and the assets of institutional clients. Managed external client assets also include assets managed by sub-advisers we select but do not include client assets that we advise on a non-discretionary basis such as those assets where we provide voting recommendations and engagement services but do not manage the underlying assets. Our external client assets are not reported on our Consolidated Balance Sheets, although certain investment funds marketed to investors may be consolidated at certain times. See Note 2 and Note 5 to our Consolidated Financial Statements included in Part II, Item 8 of this Annual Report on Form 10-K for additional information on

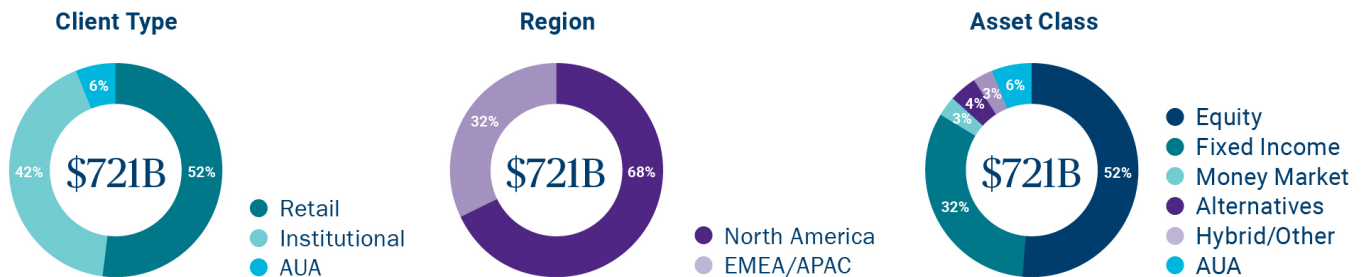
Ameriprise Financial, Inc.

consolidation principles and details regarding the consolidated collateralized loan obligations (“CLOs”). Managed owned assets include certain assets on our Consolidated Balance Sheets (such as the assets of the general account, cash balances invested by Ameriprise Bank and from certificate products, and the variable product funds held in the separate accounts of RiverSource Life companies) for which the Asset Management segment provides management services and receives management fees. For additional details regarding our assets under management and administration, see “Management’s Discussion and Analysis of Financial Condition and Results of Operations” included in Part II, Item 7 of this Annual Report on Form 10-K.

Investment Management Capabilities and Products

Our investment management business has a presence in 16 key markets globally, including France, Germany, Luxembourg, the Netherlands, Singapore, the U.K. and the U.S.

Our investment management capabilities and products span a broad range of asset classes and investment styles to meet a variety of client needs with our \$721 billion in assets under management and advisement diversified across geographies, strategies and clients as depicted in the graphic below.



We offer or make available the following products and services through our Asset Management segment with a range of investment strategies across these different vehicles and accounts:

- U.S. registered funds through the *Columbia Management* family of funds, including retail mutual funds, exchange-traded funds and U.S. closed-end funds and variable insurance trust funds (“VIT Funds”) on which we earn management fees based on the underlying value of the assets and service fees.
- Non-U.S. retail focused funds through Columbia Threadneedle, which include different risk-return options across regions, markets, asset classes and product structures, including ETFs, retail funds that are similar to U.S. mutual funds (such as Undertakings for the Collective Investment in Transferable Securities (“UCITS”) funds organized as Luxembourg-based investment companies with variable capital (“SICAVs”) and Irish and U.K. open-end investment companies (“OEICs” and “ICVCs”). In addition, this also includes a range of listed Investment Trusts.
- European-based pooled investment funds designed for pensions, insurance companies and other institutional investors seeking solutions for liability or balance sheet asset management (“Liability Driven Investment” or “LDI”).
- Institutional and retail separately managed accounts for a range of clients, including pension, profit-sharing, employee savings, sovereign wealth funds and endowment funds, accounts of large- and medium-sized businesses and governmental clients, as well as the accounts of high net worth individuals and smaller institutional clients, including tax-exempt and not-for-profit organizations for which we receive management and performance-related fees.
- Other separately managed accounts, including those offered through models that represent assets under advisement, for which we earn asset management fees based on model delivery assets under advisement.
- Management of owned assets such as assets held in the general account of our RiverSource Life companies, ACC and Ameriprise Bank.
- Management of CLOs, which includes providing collateral management services to special purpose vehicles that primarily invest in syndicated bank loans and issue multiple tranches of securities collateralized by the assets for which we earn fees based on the value of assets and performance-based fees.
- Private funds of various types where we provide investment management and related services to private, pooled investment vehicles organized as limited partnerships, limited liability companies, or other entities for which we may receive fees based on the value of the assets or performance-based fees.
- Collective investment trust funds and separately managed accounts sponsored by Ameriprise Trust Company (“ATC”), a wholly owned subsidiary, and offered to certain qualified institutional clients such as retirement, pension, and profit-sharing plans for which we receive management fees.
- Sub-advised accounts for certain U.S. and non-U.S. funds, private banking individually managed accounts, common trust funds, and other portfolios sponsored or advised by other firms for which we earn management fees and performance-based fees.

Ameriprise Financial, Inc.

Distribution

We maintain distribution teams and capabilities that aid the sales, marketing, and support of the products and services of our global asset management business. These distribution activities are generally organized into two major categories: retail distribution and institutional/high net worth distribution. However, alternatives and certain other areas have a level of specialized distribution.

Our Segments - Retirement & Protection Solutions

RiverSource solutions are available within the Ameriprise client experience and *Confident Retirement*[®] approach. We offer clients annuities, life insurance and disability income insurance products to meet their needs or current stage in life—whether that is covering essentials, ensuring lifestyle, preparing for the unexpected or leaving a legacy. RiverSource seeks to partner with our advisors to address clients' goals and long-term needs at a differentiated level and provide a strong risk profile.

Retirement Solutions

Through our advisors, we provide *RiverSource*[®] annuity products to help clients address their asset accumulation and income goals. Our advisor network is the only distributor of new *RiverSource* annuity products, although our advisors offer fixed, variable, and structured annuities from selected unaffiliated insurers. Our Retirement & Protection Solutions segment focuses on the accumulation solutions clients want (such as the structured annuity, a registered index-linked annuity).

Revenues for our variable annuity products are primarily earned as fees based on a contractholder's benefit base, contract value or separate account values, which is impacted by both market movements and net asset flows. We also earn net investment income on general account assets supporting reserves for non-life contingent payout annuities, structured variable annuities, certain guaranteed benefits and fixed investment options offered with variable annuities, and on capital supporting the business. In addition, we receive fees charged on assets allocated to our separate accounts to cover administrative costs and a portion of the management fees from the underlying investment accounts in which assets are invested. Revenues for our payout annuities with a life contingent feature are earned as premium revenue. Intersegment revenues for this segment reflect fees paid by our Asset Management segment for marketing support and other services provided in connection with the availability of VIT Funds. Intersegment expenses for this segment include distribution expenses for services provided by our Advice & Wealth Management segment, as well as expenses for investment management services provided by our Asset Management segment. All intersegment activity is eliminated in our consolidated results.

Protection Solutions

We provide life and disability income insurance products to address the protection and risk management needs of our retail clients. *RiverSource* insurance products are exclusively offered through our advisor network. Our advisors also offer insurance products of unaffiliated carriers. The primary sources of revenues for our protection business are premiums, fees, and charges we receive to assume insurance-related risk. We earn net investment income on owned assets supporting insurance reserves and on capital supporting the business. We also receive fees based on the level of the RiverSource Life companies' separate account assets supporting variable universal life investment options. The protection products earn intersegment revenues from fees paid by our Asset Management segment for marketing support and other services provided in connection with the availability of VIT Funds under the variable universal life contracts. Intersegment expenses for the protection products include distribution expenses for services provided by our Advice & Wealth Management segment, as well as expenses for investment management services provided by our Asset Management segment. All intersegment activity is eliminated in our consolidated results.

Products

We currently offer the following RiverSource Life products:

- Variable annuities that provide investment returns linked to underlying investment accounts of the contractholder's choice of certain funds, as well as additional benefits, such as guaranteed minimum death benefits (but without living benefits for new sales after mid-2022).
- Structured variable annuities that use the performance of an underlying equity market index to determine earnings, subject to either a cap or floor.
- Variable universal life insurance that provides life insurance coverage along with investment returns linked to underlying investment accounts of the policyholder's choice.
- Universal life insurance that credits interest at fixed interest rates. Universal life insurance may also contain product features that credit interest at a rate linked to an underlying equity market index subject to a floor.
- Term life insurance that provides a death benefit, but does not accumulate cash value.
- Disability income insurance that provides monthly benefits to individuals who are unable to earn income either at their occupation at time of disability or at any suitable occupation for premium payments that are guaranteed not to change.

Our sales of *RiverSource* individual life insurance in 2025, as measured by scheduled annual premiums, lump sum and excess premiums and single premiums, consisted of approximately 89% variable universal life, 9% universal life and 2% term life.

Reinsurance

We reinsure a portion of the insurance risks associated with our currently offered life and disability income products (as well as previously sold fixed annuity, fixed indexed annuity, life contingent payout annuity and long term care products) through reinsurance

Ameriprise Financial, Inc.

agreements with unaffiliated reinsurance companies. We use reinsurance to limit losses, reduce exposure to large risks and provide additional capacity for continued product offerings. To manage exposure to losses from reinsurer insolvencies, we evaluate the financial condition of reinsurers prior to entering into new reinsurance treaties and on a periodic basis during the terms of the treaties. Our RiverSource Life companies remain primarily liable as the direct insurers on all risks reinsured. See Note 7 and Note 8 to our Consolidated Financial Statements included in Part II, Item 8 of this Annual Report on Form 10-K for additional information on reinsurance. At a general level, we reinsure some or all of the following (with the closed blocks in our Corporate & Other segment):

Product	Reinsurance Type
Term Life and Disability Income	Coinsurance
Universal Life & Variable Universal Life	Renewable Term
Life Contingent Payout Annuity	Coinsurance
Fixed Annuity (closed block in Corporate & Other)	Coinsurance
Long Term Care (closed block in Corporate & Other)	Coinsurance

Our Segments - Corporate & Other

Our Corporate & Other segment consists of closed blocks of business and net investment income or loss on corporate level assets, including excess capital held in our subsidiaries and other unallocated equity and other revenues as well as unallocated corporate expenses.

Closed Block Long Term Care Insurance

Prior to December 31, 2002, the RiverSource Life companies underwrote stand-alone long term care (“LTC”) insurance. We discontinued offering LTC insurance as of December 31, 2002. A large majority of our closed block LTC is comprised of nursing home indemnity LTC or comprehensive reimbursement LTC. Generally, our policyholders are eligible for LTC benefits if they become cognitively impaired or unable to perform certain activities of daily living.

Nursing home indemnity LTC policies provide a predefined daily benefit if the insured is confined to a nursing home, subject to various maximum benefit periods, regardless of actual expenses of the policyholder. Our older generation nursing home indemnity LTC policies were primarily written between 1989 through 1999 and represent nearly one half of our policies.

Comprehensive reimbursement LTC policies provide a predefined maximum daily benefit if the insured is confined to a nursing home and covers a variety of LTC expenses, including assisted living, home and community care, adult day care and similar placement programs, subject to various maximum total benefit payment pools, on a cost-reimbursement basis. Our second-generation comprehensive reimbursement LTC policies were written from 1997 until 2002.

Our closed block of LTC policies was sold on a guaranteed renewable basis which allows us to re-price in force policies, subject to regulatory approval. Premium rates for LTC policies vary by age, benefit period, elimination period, home care coverage and benefit increase option. Premium rates are based on assumptions concerning morbidity, mortality, persistency, administrative expenses, investment income and profit. We develop our assumptions based on our own claims and persistency experience. In line with the market, we have pursued nationwide premium rate increases for many years and expect to continue to pursue rate increases over the next several years. In general, since very little of our LTC business is subject to rate stability regulation, we have historically followed a policy of pursuing smaller, more frequent increases in order to align policyholder and historic shareholder objectives but modified our approach in 2019 to seek larger increases as an additional method to manage our LTC business. We also provide policyholders with options to reduce their coverage to lessen or eliminate the additional financial outlay that would otherwise result.

For existing LTC policies, RiverSource Life has continued ceding 50% of the risk on a coinsurance basis to subsidiaries of Genworth Financial, Inc. (“Genworth”) and retains the remaining risk. For RiverSource Life of NY, this reinsurance arrangement applies for 1996 and later issues only. Under these agreements, we have the right, but never the obligation, to recapture some, or all, of the risk ceded to Genworth.

For more information regarding LTC, see “Management’s Discussion and Analysis of Financial Condition and Results of Operations – Corporate & Other” included in Part II, Item 7 of this Annual Report on Form 10-K.

Closed Block Fixed Annuities

In 2020, we discontinued new sales of fixed annuities and moved the Fixed Annuities and Fixed Indexed Annuities blocks to the Corporate & Other segment as a closed block. In this closed block, as of December 31, 2025, we have \$5.2 billion of account value associated with our fixed annuities of which 89% has been ceded by RiverSource Life on a coinsurance basis to Global Atlantic Financial Group’s subsidiary Commonwealth Annuity and Life Insurance Company (“Commonwealth”) under customary reinsurance arrangements with a comfort trust. For the ceded policies, RiverSource Life ceded 100% of the risk on a coinsurance basis.

Competition

We operate in a highly competitive global industry. As a diversified financial services firm, we compete directly with a variety of financial institutions, including registered investment advisers, securities brokers, asset managers, banks and insurance companies. We directly compete for the provision of products and services to clients, as well as for our financial advisors and investment management

Ameriprise Financial, Inc.

personnel. Certain of our competitors offer web-based or mobile-based financial services and discount brokerage services, usually with lower levels of service, to individual clients, and we increasingly compete with various financial technology companies.

Our Advice & Wealth Management segment competes with securities broker-dealers, independent broker-dealers, financial planning firms, registered investment advisers, insurance companies and other banks and financial institutions to attract and retain financial advisors and clients. Competitive factors influencing our ability to attract and retain financial advisors include compensation structures, brand recognition and reputation, product offerings and innovation, growth opportunities, and technology and service capabilities and support. Further, our financial advisors compete for clients with a range of other advisors, broker-dealers and direct channels. This includes wirehouses, regional broker-dealers, independent broker-dealers, insurers, banks, asset managers, registered investment advisers and direct distributors. Competitive factors influencing our ability to attract and retain clients include quality of advice provided, price, reputation, advertising and brand recognition, product offerings, technology offerings for clients and advisors and service quality.

Our Asset Management segment competes on a global basis against a substantial number of firms to acquire and retain managed and administered assets, including firms in the categories listed above. Competitive factors influencing our performance in this industry include investment performance, product offerings and innovation, product ratings, fee structures, advertising, technology and service quality, brand recognition, reputation and the ability to attract and retain investment personnel. Furthermore, changes in investment preferences or investment management strategy (for example, “active” or “passive” investing styles), client interest in funds with particular value-based investment practices, client or regulatory requirements on use of client commissions for research, and downward pressure on fees may present various challenges to our business and could cause clients to favor certain competitors. The impact of these factors on our business may vary from country to country and certain competitors may have competitive advantage in certain jurisdictions.

Competitors of our Retirement & Protection Solutions segment consist of both stock and mutual insurance companies. Competitive factors affecting the sale of variable annuity and insurance products include distribution capabilities, price, product features and innovation, hedging capability, investment performance, commission structure, reinsurance availability and pricing, perceived financial strength and financial strength ratings, claims-paying ratings, technology and service, advertising, brand recognition and financial strength ratings from rating agencies.

Human Capital Management

Ameriprise Financial’s values-driven culture is the foundation that guides our relentless focus on our clients. Our values of client focus, integrity, excellence and respect are foundational across all business lines and underpin our approach to human capital management. Alongside, we continually invest in programs and capabilities to ensure a highly competitive employee value proposition, focused on culture, career, well-being, rewards and work environment.

Workforce Overview

We are committed to attracting, retaining, engaging, and developing a high-performing workforce. Our global team includes approximately 13,600 employees (including corporate staff and employee financial advisors) and about 8,500 non-employee advisors affiliated through our franchise advisor group.

Learning and Development

Advancing leadership capability and enabling employees to realize their potential while equipping them with technical and leadership skills to support business objectives are central to our long-term success. We offer programs and learning opportunities that build critical capabilities, strengthen leadership effectiveness, and support career advancement across the organization. In 2025, we worked with leaders to prioritize organizational stewardship, leadership excellence, and operating effectiveness as we executed our plans.

Total Rewards and Well-being

Our total rewards program is designed to attract, retain, and motivate employees, aligning compensation with the best interests of our clients, recognizing organizational and individual performance. We consider both goal achievement (the “what”) and leadership performance (the “how”) as critical components of delivering business results. The program includes base salary, annual cash awards, long-term incentives and a comprehensive benefits strategy that supports physical, social, emotional and financial well-being. In 2025, we further enhanced our enterprise recognition program, reinforcing our commitment to appreciation and high-performance.

Collaborative and Inclusive Culture

We foster a collaborative and inclusive culture where different perspectives, talent and ideas drive innovative solutions for our clients and support our communities. Our policies and practices promote a safe, respectful workplace where everyone can contribute, grow, and feel a sense of belonging. Our 13 global Business Resource Networks, with approximately 4,900 members, are open to all employees and support engagement, cultural awareness, community involvement, and business goals.

Ameriprise Financial, Inc.

Board Oversight

The Board of Directors is regularly updated on human capital topics and dedicate time to discussing these areas. In addition, they annually review senior executive succession plans, our approach to talent management and development, as well as engagement survey feedback. The Compensation and Benefits Committee establishes the company's compensation and benefits philosophy and objectives, while overseeing and approving the approach for senior leadership, ensuring disclosure to shareholders.

2025 Highlights

- Our overall employee engagement remains strong at 83% favorable with key strengths in integrity, leader effectiveness, and client focus, with results for most questions exceeding our external benchmarks. In our Inclusion Index, we achieved a score of 85%, which also exceeds our external benchmarks. Consistent with prior years, we had strong input with 93% of employees participating in the survey.
- Over 80% of our global people leaders have now participated in our learning curriculum to support leadership excellence. In addition, nearly 60% of global employees use LinkedIn Learning, driving continuous skill development.
- In addition to recruiting talented professionals to join Ameriprise, we retained 96% of our high-performing employees.
- Within our advisor force, retention among advisors affiliated with us for 10+ years remained strong at 94%.
- We have also continued to attract experienced, productive advisors, with 336 advisors moving their practices to Ameriprise in 2025 and approximately 1,691 advisors over the last 5 years.

In an evolving and highly competitive industry, our human capital strategy and strong values-driven culture have enabled us to effectively execute our business strategy and deliver strong performance.

Intellectual Property

We rely on a combination of contractual rights and copyright, trademark, and patent registrations and trade secret laws to establish and protect our intellectual property. In the U.S. and other jurisdictions, we have established and registered, or filed applications to register, certain trademarks and service marks that we consider important to the marketing of our products and services, including but not limited to the *Ameriprise Financial*, *RiverSource*, *Columbia Threadneedle* and *Columbia Threadneedle Investments* brands.

Enterprise Risk Management

Enterprise risk management and our risk management program is an important component in how we manage our business. All operating subsidiaries of Ameriprise Financial must comply with our enterprise risk management policy and framework, which: (i) establishes a structure for effective enterprise risk management, including oversight and governance; (ii) delineates key constituent roles and responsibilities; and (iii) imposes a number of core risk management processes. The enterprise risk management policy is designed to manage risks that may impact Ameriprise, including capital, credit, market, liquidity, operational, strategic, reputational, legal and compliance, and product. The enterprise risk management policy is supported by underlying risk policies at business units that provide further detail on the business unit's risk governance, appetite, and tolerance.

Regulation

Nearly all aspects of our business, including the activities of Ameriprise Financial, are subject to various federal, state, local and foreign laws and regulations. These laws and regulations provide broad regulatory, administrative and enforcement powers to supervisory agencies and other bodies, including U.S. federal and state regulatory and law enforcement agencies, foreign government agencies or regulatory bodies and U.S. and foreign securities exchanges. The costs of complying with such laws and regulations are significant and increasing, and the consequences for failing to comply may include civil or criminal charges, fines, censure, the suspension of individual employees, restrictions on or prohibitions from engaging in certain lines of business (or in certain states or countries), revocation of certain registrations and reputational damage. We have made and expect to continue to make significant investments in our compliance and supervision processes, enhancing policies, procedures and oversight to monitor our compliance with the many legal and regulatory requirements applicable to our business.

We operate in a highly scrutinized regulatory environment that remains subject to change. Regulatory developments, both in and outside of the U.S., have resulted or are expected to result in greater regulatory oversight and internal compliance obligations for firms across the financial services industry. In the U.S., we have seen a shift in the regulatory development and reform agenda that has impacted the supervision, examination and enforcement priorities of the federal regulators and agencies. Globally and regionally, we continue to see enhanced legislative and regulatory interest regarding retirement investing and fiduciary initiatives, cybersecurity, technology, and operational resilience; the use of artificial intelligence ("AI"); responsible information and data collection, storage and use; financial crime prevention; and privacy matters, and we will continue to closely review and monitor any legislative or regulatory proposals and changes. Diverging regulatory standards create operational or compliance challenges, particularly as we seek to become more globally integrated in our systems, operations and business strategies. For example, the enacted European Union ("EU") Artificial Intelligence Act and other laws related to AI are likely to influence how financial services firms design, build and deploy products and services incorporating AI, and process non-personal data. As states in the U.S. and other jurisdictions, both inside and outside the U.S., continue to add new complexity to these and other laws and regulations already in existence relating to privacy, sustainability and responsible investing, cybersecurity, AI and other areas, the potential for a patchwork of laws makes it more difficult for highly-regulated companies to address requirements. We expect this trend to continue. Similar complexity resulting from

Ameriprise Financial, Inc.

multiple standards exists for retirement investing where individual states and federal regulators continue to propose or enact their own rules. This legal and regulatory complexity and the corresponding changes have impacted and may in the future impact how we are regulated and how we operate and govern our businesses.

The discussion and overview set forth below provides a general framework of the primary laws and regulations impacting our businesses. Certain of our subsidiaries may be subject to one or more elements of this regulatory framework depending on the nature of their business, the products and services they provide and the geographic locations in which they operate. To the extent the discussion includes references to statutory and regulatory provisions, it is qualified in its entirety by reference to these statutory and regulatory provisions and is current only as of the date of this report.

Regulatory oversight

Our businesses are subject to comprehensive regulation and supervision. Given our diversified business model and global presence, we are subject to regulatory oversight and supervision by a wide variety of domestic and international regulators as well as other supervisory and regulatory frameworks – many of those that support the activities we currently engage in are outlined below. Beyond these, we are also subject to regulation by the Securities and Exchange Commission and self-regulatory organizations such as the Financial Industry Regulatory Authority (“FINRA”), as well as various federal and state securities, insurance and financial regulators (such as regulatory agencies and bodies like the U.S. Department of Labor) in the U.S. and foreign jurisdictions where we do business.

Holding company supervised by Board of Governors for the Federal Reserve System		
Ameriprise Financial, Inc.		
Broker-dealers registered under the Exchange Act		
American Enterprise Investment Services, Inc. (clearing B-D)	Columbia Management Investment Distributors, Inc. (limited purpose B-D)	
Ameriprise Financial Services, LLC (introducing B-D)	RiverSource Distributors, Inc. (limited purpose B-D)	
Investment Advisers registered under the Advisers Act		
Ameriprise Financial Services, LLC	Columbia Cent CLO Advisers, LLC	
Columbia Management Investment Advisers, LLC	Pyrford International Limited (FCA is primary regulator)	
Investment Companies registered under the Investment Company Act		
Ameriprise Certificate Company (also regulated by the Minnesota Department of Commerce)	In addition, we advise numerous '40 Act funds	
Entities that maintain commodities, futures and options registrations		
American Enterprise Investment Services, Inc.	Options Clearing Corporation	
Ameriprise Financial Services, LLC	National Futures Association (NFA)	
Columbia Management Investment Advisers, LLC	Commodity Futures Trading Commission (CFTC); NFA	
Entities that maintain banking and trust-related registrations		
Ameriprise Trust Company	Minnesota Department of Commerce	
Ameriprise Bank, FSB	Office of the Comptroller of the Currency, Consumer Financial Protection Bureau, FDIC	
Insurance companies registered with states		
RiverSource Life Insurance Company	Minnesota Department of Commerce is domiciliary regulator	
RiverSource Life Insurance Co. of New York	New York State Department of Financial Services is domiciliary regulator	
Ameriprise Captive Insurance Company	State of Vermont Department of Banking, Insurance, Securities and Health Care Administration is domiciliary regulator	
Key UK entities regulated by the Financial Conduct Authority in the UK		
Threadneedle International Ltd	Columbia Threadneedle Management Limited	
Threadneedle Pensions Ltd (also regulated by Prudential Regulatory Authority in UK)	Columbia Threadneedle Fund Management Limited	
Threadneedle Asset Management Ltd	Columbia Threadneedle Investment Business Limited	
Threadneedle Portfolio Services Limited	Columbia Threadneedle REP Asset Management plc	
Threadneedle Investment Services Ltd	Pyrford International Limited	
Thames River Capital LLP	Columbia Threadneedle (EM) Investments Limited	
Entities subject to additional international regulation		
Threadneedle Investments Singapore (Pte.) Ltd.	Monetary Authority of Singapore	Singapore
Threadneedle Management Luxembourg S.A.	Commission de Surveillance du Secteur Financier (CSSF)	Luxembourg
Threadneedle Portfolio Services Hong Kong Limited	Securities and Futures Commission (SFC)	Hong Kong
Columbia Threadneedle Investments (ME) Limited	Dubai Financial Services Authority	Dubai
Columbia Threadneedle Netherlands B.V.	Dutch Central Bank; Netherlands Authority for the Financial Markets	Netherlands
Columbia Threadneedle Japan	Financial Services Agency	Japan

In addition, some regulators exercise oversight of broader aspects of Ameriprise (such as the New York Department of Financial Services oversight of aspects of Ameriprise Financial Services, LLC, RiverSource Distributors, Inc. and Ameriprise Bank, FSB beyond their role as domiciliary regulator for RiverSource Life Insurance Co. of New York).

Ameriprise Financial, Inc.

Advice & Wealth Management Regulation

Certain of our subsidiaries are registered with the U.S. Securities and Exchange Commission (“SEC”) as broker-dealers under the Securities Exchange Act of 1934 (“Exchange Act”) and with certain states, the District of Columbia and other U.S. territories. Our broker-dealer subsidiaries are also members of self-regulatory organizations, including the Financial Industry Regulatory Authority (“FINRA”), and are subject to the regulations of these organizations. The SEC and FINRA have stringent rules with respect to the net capital requirements (which includes rules around customer protection) and the marketing and trading activities of broker-dealers. Our broker-dealer subsidiaries, as well as our financial advisors and other personnel, must obtain all required state and FINRA licenses and registrations to engage in the securities business and take certain steps to maintain such registrations in good standing. SEC regulations also impose notice requirements and capital limitations on the payment of dividends by a broker-dealer to a parent, and they have proposed regulations regarding cybersecurity programs and the public reporting of incidents impacting broker-dealers like ours.

Our financial advisors are representatives of a dual registrant, meaning it is registered both as an investment adviser under the Investment Advisers Act of 1940 (“Advisers Act”) and as a broker-dealer. Our advisors are subject to various regulations that impact how they operate their practices, including those related to supervision, sales methods, trading practices, information security, record-keeping and financial reporting. In addition, because our independent contractor advisor platform is structured as a franchise system, we are also subject to Federal Trade Commission and state franchise requirements. We continue to see enhanced legislative and regulatory interest regarding investing and financial advisors, including proposed rules, regulatory priorities or general discussions around transparency and disclosure in advisor compensation and recruiting, identifying and managing conflicts of interest and enhanced data collection.

The SEC’s Regulation Best Interest standard of care became effective June 30, 2020 and the SEC continues to issue various statements and other guidance on complying with the regulation. Furthermore, several states have either issued their own best interest or fiduciary rules or are considering doing so and those rules may be limited to certain types of products (e.g., insurance and annuities, financial planning, etc.) or may broadly cover all recommendations made by financial advisors. The U.S. Department of Labor (“DOL”) finalized its voluntary exemption for providing investment advice to retirement account clients and has reinstated prior guidance for determining who is an investment advice fiduciary under the Employee Retirement Income Security Act of 1974, as amended (“ERISA”), in 2024. The regulation has been stayed by the courts and is awaiting resolution. While not a regulator, the Certified Financial Planner Board professional standards of conduct includes a fiduciary standard that applies to financial advisors who hold a Certified Financial Planner designation. Considering the various fiduciary rules and regulations that continue to be proposed, finalized, and sometimes withdrawn or amended, we continue to exert significant efforts to evaluate and prepare to comply with each rule.

Other agencies, exchanges and self-regulatory organizations of which certain of our broker-dealer subsidiaries are members, and subject to applicable rules and regulations of, include the Commodities Futures Trading Commission (“CFTC”) and the National Futures Association (“NFA”). Certain subsidiaries may also be registered as insurance agencies and may be subject to the regulations described in the following sections.

Asset Management Regulation

U.S. Regulation

Certain of our asset management subsidiaries are registered as investment advisers under the Advisers Act and are subject to regulation by the SEC. The Advisers Act imposes numerous obligations on registered investment advisers, including fiduciary duties, disclosure obligations and record-keeping, and operational and marketing restrictions. Our registered investment advisers may also be subject to certain obligations of the Investment Company Act of 1940 based on their status as investment advisers to U.S. registered investment companies that we, or third parties, sponsor. As noted earlier, we continue to see enhanced legislative and regulatory interest regarding financial services in the U.S. through rules, regulatory priorities or general discussion. This trend is especially true globally where regulators remain active, including in Europe. Any future regulation could potentially require new approaches which increase our regulatory burdens and costs.

Many aspects of the regulation that applies to our Advice & Wealth Management segment also apply to our Asset Management segment. For example, Columbia Management Investment Distributors, Inc., a wholly owned subsidiary, is registered as a broker-dealer for the limited purpose of acting as the principal underwriter and distributor for *Columbia Management* funds and other products and is also a member of FINRA. Additionally, ERISA, the SEC’s best interest standards, state and other fiduciary or best interest rules, as well as other similar standards and any rulemaking from the DOL would be relevant to our global asset management business. We continue to review and analyze the potential impact of these regulations across each of our business lines.

In addition, certain of our asset management subsidiaries are registered with the CFTC as a commodity trading advisor and commodity pool operator and is also a member of the NFA. In this regard, we are subject to additional registration and reporting requirements with respect to certain registered investment companies and other pooled vehicles that use or trade in futures, swaps and other derivatives that are subject to CFTC regulation.

Ameriprise Financial, Inc.

U.K. Regulation

Outside of the U.S., Columbia Threadneedle is authorized to conduct its financial services business in the U.K. under the Financial Services and Markets Act 2000. A number of legal entities in the *Columbia Threadneedle* business are currently regulated by the Financial Conduct Authority (“FCA”) and one entity in the *Columbia Threadneedle* business is also regulated by the Prudential Regulation Authority (“PRA”). FCA and PRA rules impose certain capital, operational and compliance requirements and allow for disciplinary action in the event of noncompliance. As with the U.S. regulatory environment, we continue to see enhanced legislative and regulatory interest regarding financial services.

Key U.K. regulatory developments and trends include the following:

- *Operational Resilience*: Under this U.K. regulatory requirement, in scope firms must identify their important business services, which, if unavailable, could cause intolerable harm to clients, which they could not reasonably recover, or market disruption. The regulations introduce a new concept of impact tolerance and firms are also required to stress test their important business services and appoint a senior manager accountable for the regime.
- *Financial Resilience*: U.K. regulators have revised the prudential regime applying to asset managers. This is being phased in over a five-year period and introduces a number of new capital requirements.
- *FCA Consumer Duty*: The FCA recently introduced the Consumer Duty that sets higher expectations for the standard of care that firms provide to retail consumers.
- *Sustainability Disclosure Requirements*: The FCA has introduced requirements relating to new sustainability product labels, naming and marketing rules, additional disclosure requirements both at an entity and product level, and an anti-greenwashing rule covering client communications.
- *Non-Financial Conduct*: The FCA consultation incorporated additional rules around firms’ handling of non-financial misconduct in the context of adherence to the FCA’s conduct and fitness and propriety regimes.

Our U.K. asset management business must comply with local EU and country requirements as a non-EU firm, which includes leveraging our various EU-based affiliated entities (such as those in Luxembourg and the Netherlands) to provide services and marketing to EU clients and investors. We have an established fund range domiciled in Luxembourg (both UCITS and Alternative Investment Funds) and Ireland, along with Luxembourg-based and Netherlands-based affiliated management companies. Our Luxembourg and Netherlands affiliates may perform fund management, administration and distribution functions. Therefore, we are well placed to continue to serve investors in the EU.

Pan-European and Other Non-U.S. Regulation

In addition to the above, certain of our asset management subsidiaries and branches are required to comply with pan-European directives as issued by the European Commission and adopted by EU member states. Certain of these directives have impacted and will continue to impact our global asset management business. For example, certain of our asset management subsidiaries are required to comply with the Markets in Financial Instruments Directive (“MiFID II”), the Alternative Investment Fund Managers Directive (“AIFMD”), the European Market Infrastructure Regulation (“EMIR”), UCITS, the Sustainable Finance Disclosure Regulation (“SFDR”) and the Packaged Retail and Insurance-based Investment Products Regulation (“PRIIPs”). These requirements impact the way we manage assets and place, settle and report on trades for our clients, as well as market to clients and prospects. Similar to the developments in the U.S., we continue to see enhanced legislative and regulatory interest regarding financial services through international markets, including in the U.K. and EU where we have a substantial asset management business. These international rules, proposed rules, regulatory priorities or general discussions may impact us directly or indirectly, including as a regulated entity or as a service provider to, or a business receiving services from or engaging in transactions with, regulated entities. In addition to regulations noted in this section, within the EU and the U.K. we have been and will continue to address regulatory reforms or structural changes including but not limited to: the Dutch Pension Reform Act, T+1 settlements, Consumer Composite Investments, Retail Investment Strategy, AIFMD 2.0, EMIR 3.0, SFDR 2.0, Digital Operational Resilience Act (“DORA”), Corporate Sustainability Reporting Directive (“CSRD”), and Corporate Sustainability Due Diligence Directive (“CSDDD”). In addition, although the U.K. is not a part of the EU, the U.K. regulators may choose to implement future EU regulations and apply them in the U.K. potentially with significant variation from the EU regulations and potentially increasing the complexity and costs for our compliance with divergent sets of rules.

Columbia Threadneedle companies or activities are also subject to various local country or jurisdiction regulations and to corresponding regulators in Europe, Canada, Dubai, Hong Kong, Singapore, South Korea, Japan, South America and Australia. With our growth in the EU, we have (and will continue to have) greater engagement with the Luxembourg, Irish and Dutch regulators. Specifically, we are directly regulated in the EU by the Commission de Surveillance du Secteur Financier in Luxembourg and the Autoriteit Financiële Markten and De Nederlandsche Bank in the Netherlands.

Other Securities Regulation

ACC is regulated as an investment company under the Investment Company Act of 1940. As a registered investment company, ACC must observe certain governance, disclosure, record-keeping, operational and marketing requirements. ACC pays dividends to the parent company and is subject to capital requirements under applicable law and understandings with the SEC and the Minnesota Department of Commerce (“MN DOC”) (Banking Division).

Ameriprise Financial, Inc.

ATC is primarily regulated by the MN DOC (Banking Division) and is subject to capital adequacy requirements under Minnesota law. It is prohibited from accepting deposits or making personal or commercial loans. As a provider of products and services to tax-qualified retirement plans and IRAs, certain aspects of our business, including the activities of our trust company, fall within the compliance oversight of the DOL and the Department of Treasury, particularly regarding the enforcement of ERISA, and the tax reporting requirements applicable to such accounts. ATC, as well as our investment adviser subsidiaries, may be subject to ERISA, and the regulations thereunder, insofar as they act as a “fiduciary” under ERISA with respect to certain ERISA clients.

Insurance Regulation

Our insurance subsidiaries are subject to supervision and regulation by states and other territories where they are domiciled or otherwise licensed to do business. These regulations impact our Retirement & Protection Solutions segment and our closed blocks included in Corporate & Other segment. The primary purpose of this regulation and supervision is to protect the interests of contractholders and policyholders. In general, state insurance laws and regulations govern standards of solvency, capital requirements, the licensing of insurers and their agents, premium rates, policy forms, the nature of and limitations on investments, periodic reporting requirements, the protection of consumer data, and in most states, the responsible development and use of AI, as well as other matters. In addition, state regulators conduct periodic examinations into insurer market conduct and compliance with insurance and securities laws. RiverSource Life Insurance Company is domiciled in Minnesota and regulated by the MN DOC and RiverSource Life Insurance Co. of New York is domiciled in New York and regulated by the New York State Department of Financial Services (“NY DFS”), and together with MN DOC are the “Domiciliary Regulators”. In addition to being regulated by their Domiciliary Regulators, our RiverSource Life companies are regulated by each of the insurance regulators in the states where each is authorized to transact business. Financial regulation of our RiverSource Life companies is extensive, and their financial transactions (such as intercompany dividends and investment activity) may be subject to pre-approval and/or continuing evaluation by the Domiciliary Regulators.

Aspects of the regulation applicable to our Advice & Wealth Management segment also apply to our Retirement & Protection Solutions segment and the closed blocks in our Corporate & Other segment. For example, RiverSource Distributors, Inc., a wholly owned subsidiary, is registered as a broker-dealer for the limited purpose of acting as the principal underwriter and/or distributor for our *RiverSource* annuities and insurance products sold through Ameriprise Financial Services, LLC (“AFS”), a wholly owned subsidiary, and third-party channels. Additionally, ERISA, the SEC’s best interest standards, state and other fiduciary or best interest rules, as well as other similar standards and any rulemaking from the DOL are relevant to our insurance and annuities business or products. We continue to review and analyze the potential impact of these regulations across each of our business lines.

All states require participation in insurance guaranty associations, which assess fees (subject to statutory limits) to insurance companies in order to fund claims of policyholders and contractholders of insolvent insurance companies. These assessments are generally based on a member insurer’s proportionate share of all premiums written by member insurers in the state during a specified period prior to an insurer’s insolvency. See Note 26 to our Consolidated Financial Statements included in Part II, Item 8 of this Annual Report on Form 10-K for additional information regarding guaranty association assessments.

Certain variable annuity and variable life insurance contracts offered by the RiverSource Life companies, and certain separate accounts supporting such contracts, constitute and are registered as securities under the Securities Act of 1933 and as investment companies under the Investment Company Act of 1940, as amended. As such, these products are subject to regulation by the SEC and FINRA.

The Federal Insurance Office (“FIO”) within the U.S. Department of Treasury does not have substantive regulatory responsibilities, though it is tasked with monitoring the insurance industry and the effectiveness of its regulatory framework in addition to providing periodic reports to the President of the U.S. and Congress. We monitor the FIO’s activity to identify and assess emerging regulatory priorities with potential application to our business.

Each of our insurance subsidiaries is subject to risk-based capital (“RBC”) requirements designed to assess the adequacy of an insurance company’s total adjusted capital in relation to its investment, insurance and other risks. The National Association of Insurance Commissioners (“NAIC”) has established RBC standards that all state insurance departments have adopted and has proposed changes to the RBC framework that could increase the required capital. The RBC requirements are used by the NAIC and state insurance regulators to identify companies that merit regulatory actions designed to protect policyholders. The NAIC RBC report is completed as of December 31 and filed annually, along with the statutory financial statements.

Our RiverSource Life companies would be subject to various levels of regulatory intervention if their total adjusted statutory capital falls below defined RBC action levels. At the “company action level,” defined as total adjusted capital level between 100% and 75% of the RBC requirement, an insurer must submit a plan for corrective action with its primary state regulator. The level of regulatory intervention is greater at lower levels of total adjusted capital relative to the RBC requirement.

Ameriprise Financial, Inc.

RiverSource Life and RiverSource Life of NY maintain capital levels well in excess of the company action level required by state insurance regulators as noted below as of December 31, 2025:

Entity	Company Action Level RBC	Total Adjusted Capital	% of Company Action Level RBC
	(in millions, except percentages)		
RiverSource Life	\$ 522	\$ 2,731	523 %
RiverSource Life of NY	38	216	576 %

Ameriprise Financial, as a direct and indirect owner of its insurance subsidiaries, is subject to the insurance holding company laws of Minnesota and New York (the states where its insurance subsidiaries are domiciled). These laws generally require insurance holding companies to register with the insurance department of the insurance company’s state of domicile and to provide certain financial and other information about the operations of the companies within the holding company structure.

As part of its Solvency Modernization Initiative, in 2010 the NAIC adopted revisions to its Insurance Holding Company System Regulatory Act (“Holding Company Act”) to enhance insurer group supervision and create a new Risk Management and Own Risk and Solvency Assessment (“ORSA”) Model Act. The Holding Company Act revisions focus on the overall insurance holding company system, establish a framework of regulator supervisory colleges, enhancements to corporate governance, and require the annual filing of an Enterprise Risk Management Report. The ORSA Model Act requires that an insurer create and file, annually, its ORSA, which is a complete self-assessment of its risk management functions and capital adequacy. These laws were enacted by the Domiciliary Regulators. We complete and file these reports as required by the laws and regulations of those states. Insurance regulation and supervision also goes beyond direct regulation of our insurance companies in other ways. For example, while we are now subject to the FRB’s “Building Block Approach” (discussed below in more detail), once Minnesota implements the NAIC’s “Group Capital Calculation,” a new capital calculation will exist for many insurance companies like ours that are not subject to the FRB regulation as we are. And from time to time, we must report other enterprise activities to our state insurance regulators (such as the NAIC’s Liquidity Stress Testing Framework).

Federal Banking and Financial Holding Company Regulation

Ameriprise Bank is subject to regulation by the Office of the Comptroller of the Currency (“OCC”), which is the primary regulator of federal savings banks, the Consumer Financial Protection Bureau (“CFPB”) and by the Federal Deposit Insurance Corporation (“FDIC”) in its role as insurer of Ameriprise Bank’s deposits. As a federally chartered savings bank, Ameriprise Bank is subject to numerous rules and regulations governing all aspects of the banking business, including lending practices and transactions with affiliates. Ameriprise Bank is also subject to specific capital rules and limits on capital distributions, including payment of dividends. If Ameriprise Bank’s capital falls below certain levels, the OCC would be required to take remedial actions and could take other actions, including imposing further limits on dividends or business activities. In addition, an array of Community Reinvestment Act (“CRA”), fair lending and other consumer protection laws and regulations apply to Ameriprise Bank.

As the controlling company of Ameriprise Bank, Ameriprise Financial is a savings and loan holding company that is subject to regulation, supervision, and examination by the FRB. Ameriprise Financial has elected to be classified as a financial holding company subject to applicable regulation under the Bank Holding Company Act of 1956 (the “Bank Holding Company Act”). Further, FRB regulation and supervisory oversight of Ameriprise Financial includes examinations, regular financial reporting, and prudential standards, such as capital, liquidity risk management, and parameters for business conduct and internal governance.

Under the Bank Holding Company Act, bank holding companies and their banking subsidiaries are generally limited to the business of banking and activities closely related or incidental to banking, and going beyond these activities would require a conformance period request from the FRB. As a financial holding company, we may engage in activities that are financial in nature, incidental to an activity that is financial in nature, or complementary to a financial activity and that do not pose a substantial risk to the safety and soundness of depository institutions or the financial system generally. We may not, however, directly or indirectly acquire the ownership or control of more than 5% of any class of voting shares, or substantially all of the assets, of either a bank holding company (or a bank) without the prior approval of the FRB or of a non-financial company absent an available exemption.

In order to maintain our status as a financial holding company, Ameriprise Bank, as our sole insured depository institution subsidiary, must remain “well-capitalized” and “well-managed” under applicable regulations, and must receive at least a “satisfactory” rating in its most recent examination under the CRA. In addition, Ameriprise, as a financial holding company, must remain “well-capitalized” and “well-managed” in order to maintain its status as a financial holding company. Failure to meet one or more of these requirements would mean, depending on the violation and any agreement then reached with the FRB, Ameriprise Financial could not undertake new activities, continue certain activities or make acquisitions other than those generally permissible for bank holding companies until such violation is cured.

We are subject to what is commonly referred to as the Volcker Rule. The Volcker Rule prohibits “banking entities,” including Ameriprise and our affiliates, from engaging in certain “proprietary trading” activities, as defined in the Volcker Rule, subject to exemptions for underwriting, market-making-related activities, asset management, risk-mitigating hedging and certain other activities.

Ameriprise Financial, Inc.

The Volcker Rule also prohibits certain investments and relationships by banking entities with “covered funds,” with a number of exemptions and exclusions. It also requires banking entities to have comprehensive compliance programs reasonably designed to ensure and monitor compliance with the Volcker Rule.

Ameriprise Financial reports to the FRB under a consolidated capital framework termed the “Building Block Approach” (“BBA”) for savings and loan holding companies that are significantly engaged in insurance activities (commonly referred to as insurance savings and loan holding companies). In general, under the rule, insurance savings and loan holding companies like us are required to aggregate state-based insurance capital requirements with banking capital requirements for non-insurance businesses to satisfy specific minimum total requirements and hold an additional capital conservation buffer. The ratio of the amount of available capital to the capital requirement amount is referred to as the BBA ratio and is subject to a 250% minimum, effective January 1, 2024. An additional capital conservation buffer of 150% will be effective as of December 31, 2025, for a total capital requirement of at least 400%.

The BBA available capital, BBA capital requirement, and BBA ratio as of December 31, 2025 are as follows:

	(in millions, except percentages)
BBA available capital	\$ 4,144
BBA capital requirement	419
BBA ratio	989 %

Additional Parent Company Regulation and Other Regulation

We are a publicly traded company subject to SEC and New York Stock Exchange (“NYSE”) rules and regulation and have operations in a number of geographical regions across the U.S. and outside of the U.S. Certain states enact regulations or requirements that can drive enterprise-wide action or disclosures. We evaluate these laws and changes to understand if and when they impact our business, such as the laws in California requiring certain climate-related disclosure. As an international company, we continuously monitor developments in EU legislation, as well as in the other markets in which we operate, to ensure that we comply with all applicable legal requirements, including EU directives applicable to financial institutions as implemented in the various member states. Because of the mix of business activities we conduct, we assess the impact of, and monitor our status under, the EU Financial Conglomerates Directive, which contemplates global supervision and prudential regulation of certain financial conglomerates involved in banking, insurance and investment activities.

Privacy, Environmental and Anti-Money Laundering Laws

Many aspects of our business are subject to comprehensive legal requirements concerning the use and protection of personal information, including client and employee information, from a multitude of different functional regulators and law enforcement bodies. This includes rules adopted pursuant to the Gramm-Leach-Bliley Act, the Fair and Accurate Credit Transactions Act, the Health Insurance Portability and Accountability Act (“HIPAA”), as amended by the Health Information Technology for Economic and Clinical Health (“HITECH”) Act, an ever increasing number of state laws and regulations such as the NY DFS’ Cybersecurity Requirements for Financial Services Companies and California privacy legislation, as recently amended, EU data protection legislation, known as the Global Data Protection Regulation (“GDPR”), as implemented in the respective EU member states, the U.K. Data Protection Act, 2018 and U.K. GDPR, India’s Digital Personal Data Protection Act 2023 and data protection rules in other regions in which we operate outside the U.S. and the EU. We have also implemented policies and procedures in response to such requirements. We continue our efforts to safeguard the data entrusted to us in accordance with applicable laws and our internal data protection policies, including taking steps to reduce the potential for identity theft or other improper use or disclosure of personal information, while seeking to collect only the data that is necessary to properly achieve our business objectives and best serve our clients. To the extent we do experience a privacy breach incident, we have developed and implemented incident response protocols, which we regularly exercise and update, as appropriate.

As the owner and operator of real property, we are subject to federal, state, local and foreign environmental laws and regulations. We periodically conduct certain air and water reviews on our own real estate as well as investment real estate to assess and support our compliance with these laws and regulations.

The Uniting and Strengthening America by Providing Appropriate Tools Required to Intercept and Obstruct Terrorism Act, commonly referred to as the USA Patriot Act, was enacted in October 2001. It substantially broadened existing anti-money laundering legislation and the extraterritorial jurisdiction of the U.S. In response, we enhanced our existing anti-money laundering programs and developed new procedures and programs, including enhancing our “know your customer” and “due diligence” programs. We continuously review, update and enhance our anti-money laundering procedures and programs. In addition, we will continue to comply with anti-money laundering legislation in the U.K. derived from applicable EU directives and international initiatives adopted in other jurisdictions in which we conduct business.

Exchange Act Reports and Additional Information

We maintain an Investor Relations website at ir.ameriprise.com. Investors can also access the website through our main website at ameriprise.com by clicking on the “Investor Relations” link located at the bottom of our homepage (ameriprise.com). We use our Investor Relations website to announce financial and other information to investors and to make available SEC filings, press releases, public conference calls, other communications and webcasts. Investors and others interested in the Company are encouraged to visit the Investor Relations website from time to time, as information is frequently updated and posted. Additionally, users can sign up to receive automatic notifications when new materials are posted. The information found on the website is not incorporated by reference into this report or in any other report or document we furnish or file with the SEC.

Item 1A. Risk Factors

Our operations and financial results are subject to various risks and uncertainties, including those described below, that could have a material adverse effect on our business, financial condition or results of operations and could cause the trading price of our common stock to decline. We believe that the following information identifies the material factors affecting our company based on the information we currently know. However, the risks and uncertainties our company faces are not limited to those described below. Additional risks and uncertainties not presently known to us or that we currently believe to be immaterial may also adversely affect our business.

Market Risks

Our results of operations and financial condition may be adversely affected by market fluctuations and by economic, political and other factors.

Our results of operations and financial condition may be materially affected by market fluctuations and by economic and other factors (whether actual or perceived). Such factors, which can be global, regional, national or local in nature, include: (i) the level and volatility of the markets, including equity prices, interest rates, commodity prices, currency values and other market indices and drivers; (ii) geopolitical strain, terrorism and armed conflicts, (iii) political dynamics or elections and social, economic and market conditions; (iv) the availability and cost of capital; (v) global health emergencies; (vi) technological changes and events; (vii) U.S. and foreign government regulatory, fiscal and tax policies; (viii) U.S. and foreign government ability, real or perceived, to avoid defaulting on government securities; (ix) the availability and cost of credit and hedge markets; (x) periods of elevated inflation; (xi) natural disasters such as weather catastrophes; and (xii) other factors affecting investor sentiment and confidence in the financial markets. Furthermore, changes in consumer economic variables, such as the number and size of personal bankruptcy filings, the rate of unemployment, decreases in property values, and the level of consumer confidence and consumer debt, may substantially affect consumer financials, which, in turn, could impact client activity in our businesses. These factors also may have an impact on our ability to achieve our strategic objectives or to pay dividends or otherwise return capital from our subsidiaries to our holding company.

Declines and volatility in U.S. and global market conditions have impacted our businesses in the past, are impacting us now and may continue to impact us in the same, new or different ways in the future. Our businesses have been, and in the future may be, adversely affected by U.S. and global capital market and credit crises, the repricing of credit risk, equity market volatility and decline, and stress or recession in the U.S. and global economies generally. Each of our segments operates in these markets with exposure for us and our clients in securities, loans, derivatives, alternative investments, seed capital and other commitments. It is difficult to predict when, how long and to what extent the aforementioned adverse conditions will exist, which of our markets, products and businesses will be directly affected and to what extent our clients may seek to bring claims arising out of investment performance that is affected by these conditions. As a result, these factors could materially adversely impact our financial condition and results of operations.

These factors may also impact client behavior. Market downturns, stagnation, and volatility may cause, and have caused, individual investors to limit or decrease their participation in global markets, which may negatively impact our retail business and/or our product sales. Market conditions, regulatory actions, tax laws, and our competitive industry environment are among the reasons current shareholders in our mutual funds, closed-end funds, ETFs, hedge funds, OEICs, SICAVs, unit trusts, investment trusts and other pooled investment vehicles, contractholders in our annuity products and policyholders in our protection products may opt to withdraw cash values for those products (or for certain protection products, to reduce their withdrawal activity). If we are unable to offer appropriate product alternatives which encourage clients to continue purchasing in the face of actual or perceived market volatility, our sales and management fee revenues could decline.

Downturns and volatility in markets or the departure of key clients or advisors have had, and may in the future have, an adverse effect on the revenues and returns from our asset management services, retail advisory accounts, variable annuity contracts, banking products and other products. Because the profitability of these products and services depends on fees related primarily to the value of assets under management, declines in the markets will reduce our revenues because the value of the investment assets we manage will be reduced. In addition, a significant portion of our revenue is derived from investment management agreements with the Columbia Management family of mutual funds or other investment managers which are terminable on 60 days' notice. Although some contracts governing investment management services are subject to termination for failure to meet performance benchmarks, institutional and individual clients can generally terminate their relationships with us or our financial advisors at will or on relatively short notice. Further, a number of the products and services we make available to our clients are those offered by third parties and negative perceptions of these financial products and services (or the financial industry in general) may impact the number of withdrawals and

Ameriprise Financial, Inc.

redemptions or reduce purchases made by our clients, which would adversely impact the levels of our assets under management. Our clients can also reduce the aggregate amount of managed assets or shift their funds to other types of accounts with different fee rate structures, for any number of reasons, including investment performance, changes in prevailing interest rates, changes in investment preferences or investment management strategy (for example, “active” or “passive” investing styles or the proliferation of ETFs or other vehicles like separately managed accounts (“SMAs”)), changes in our (or our advisors’) reputation in the marketplace, a client’s view of sustainability factors, changes in client or relationship management, loss of key investment management personnel and financial market performance. This reduction in managed assets or significant redemptions, and the associated decrease in revenues and earnings, could have a material adverse effect on our business, particularly in products or services where we have less scale and a reduction in managed assets can make the product not viable or even require us to exit the product.

Most of our variable annuity products contain guaranteed minimum death benefits and a majority of our variable annuity products in force contain guaranteed minimum withdrawal and accumulation benefits. Decline or volatility in equity and/or bond markets could result in guaranteed minimum benefits being higher than what current account values would support, which would adversely affect our financial condition and results of operations. We discontinued the sale of new fixed annuities and variable annuities with living benefits, which we believe will lessen this risk over time. Although we hedge a portion of the guarantees for the variable annuity contracts to mitigate the financial loss of equity and/or bond market declines or volatility, there can be no assurance that such a decline or volatility would not materially impact the profitability of certain products or product lines or our financial condition or results of operations. For example, market fluctuations will impact our statutory reserves and required capital, and that may not be aligned with the hedging impacts. In addition to risks from guarantees discussed above, structured variable annuity contracts contain index-linked risks that adjust the policyholder’s or contractholder’s account value based on equity movements. These risks are hedged with derivatives, which are a material component of our overall hedging program. Collateral requirements for the hedging program are market-sensitive, and certain market environments (e.g., rising interest rates) will result in increased needs for liquidity to satisfy these requirements. Depending on how rapidly the market moves and other factors, we may need to access liquidity sources that are more costly, which could have an adverse impact on profitability or our results of operations or financial condition.

Changes in interest rates may affect our results of operations and financial condition.

Certain of our insurance, annuity, investment products, wrap fees and banking products are sensitive to interest rate fluctuations (inclusive of changes in credit spreads), which could cause future impacts associated with such fluctuations to differ from our historical results of operations. In addition, interest rate fluctuations could result in fluctuations in the valuation of certain minimum guaranteed benefits contained in some of our variable annuity products. Although we typically hedge to mitigate some of the effect of such fluctuations, significant changes in interest rates (or prolonged periods of low interest rates) could have a material adverse impact on the profitability of certain products or product lines or our results of operations or financial condition.

Interest rate fluctuations also could have an adverse effect on the results of our investment portfolio. During periods of declining market interest rates or stagnancy of low interest rates, the interest we receive on variable interest rate investments decreases and we are forced to reinvest the cash we receive as interest or return of principal on our investments in lower-yielding high-grade instruments or in lower-credit instruments to maintain comparable returns. Issuers of certain callable fixed income securities also may decide to prepay their obligations in order to borrow at lower market rates, which increases the risk that we may have to reinvest the cash proceeds of these securities in lower-yielding or lower-credit instruments.

If there is a return to a period of prolonged low interest rates, our spread may be reduced or could become negative. Due to the long-term nature of the liabilities associated with certain of our businesses, such as long term care and universal life with secondary guarantees as well as guaranteed benefits on variable annuities, sustained declines in or stagnancy of low long-term interest rates may subject us to reinvestment risks and increased hedging costs. We periodically review and, where appropriate, adjust our assumptions.

As market interest rates increase or sustain at relatively higher rates, we may credit clients higher rates on interest-sensitive products, such as universal life insurance, face-amount certificates, and banking products and we may increase these rates on in force products to keep these products competitive (which could have an adverse effect on our financial condition and results of operations). Because yields on invested assets may not increase as quickly as current interest rates, we may have to accept a lower spread and thus lower profitability or face a decline in sales and greater loss of existing contracts and related assets. In addition, increases in market interest rates would further increase the unrealized loss position of our investment portfolio and may cause outflows and other negative impacts through increased policy surrenders, withdrawals from life insurance policies and annuity contracts and requests for policy loans, or changes in demands of certain bank or certificate products as policyholders, contractholders and clients seek to shift assets to products with perceived higher returns. This process may lead to an earlier than expected outflow of cash from many different areas of our business. These withdrawals, surrenders and other client actions may require investment assets to be sold at a time when the prices of those assets are lower because of the increase in market interest rates, which may result in investment losses to be realized in our results of operations. Also, increases in market interest rates may result in extension of certain cash flows from structured mortgage assets. An increase in policy surrenders and withdrawals also may require us to accelerate amortization of deferred acquisition costs (“DAC”) or other intangibles or cause an impairment of goodwill, which would increase our expenses and reduce our net earnings in the period. If higher market interest rates lead to inflows into interest-sensitive products (such as face-amount certificates and certain banking products) or other changes in product behavior, our capital requirements may increase as well.

Ameriprise Financial, Inc.

Adverse capital and credit market conditions or a downgrade in our credit ratings may significantly affect our ability to meet liquidity needs, our access to capital and our cost of capital.

Volatility, uncertainty and disruption in the capital and credit markets may decrease available liquidity, which we may need to run our business and pay dividends. If the market conditions hinder our availability to obtain capital or liquidity, our business could suffer.

Our liquidity needs are satisfied primarily through our reserves and the cash generated by our operations. We believe the level of cash and securities we maintain, combined with expected cash inflows from investments and operations, is adequate to meet anticipated short-term and long-term payment obligations. In the event current resources are insufficient to satisfy our needs, we may access financing sources such as our committed unsecured revolving credit facility or other bank debt. Additional financing depends on a variety of factors such as market conditions, the general availability of credit, the volume of trading activities, the overall availability of credit to the financial services industry, our credit ratings and credit capacity, actions by our regulators, and perceptions held by stakeholders, clients or lenders.

Further, the financial strength ratings which various rating organizations publish as a measure of an insurance company's ability to meet contractholder and policyholder obligations, are important to maintain public confidence in our products, our competitive position, and the ability to market our products. Any future downgrade in our financial strength ratings, or the announced or perceived potential for a downgrade, could potentially have a significant adverse effect on our financial condition and results of operations.

Ratings agencies have and may continue to increase the frequency and scope of their credit reviews, adjust upward the capital and other requirements employed in the rating organizations' models for maintenance of ratings levels (including adjusting the framework under which they view our business mix that drives these requirements), or downgrade ratings applied to particular classes of securities or types of institutions, and our ratings could be changed at any time and without any notice by the rating organizations. In addition, rating agencies continually evolve their ratings and other methodologies, and these changes can be to our detriment or benefit and have a material impact on how we view our liquidity and capital.

Market conditions or decisions by our ratings agencies that hinder our access to capital may limit our ability to satisfy statutory capital targets, generate fee income and market-related revenue to meet liquidity needs and access the capital necessary to grow our business. As such, we may be forced to delay raising capital, issue different types of capital than we would otherwise, less effectively deploy such capital, or bear an unattractive cost of capital which could decrease our profitability and significantly reduce our financial flexibility.

Business Risks

Intense competition, new technologies and the economies of scale for larger competitors could negatively impact our ability to maintain or increase our market share and profitability.

Our businesses operate in intensely competitive industries, including broker-dealers, banks, asset managers, insurers and other financial institutions, some of which have a larger market share, greater investments in technology and analytics, greater investment in advertising and brand, less regulation or greater financial resources than we do. Furthermore, new and existing competitors may be better able to address trends, structural changes, or movement of assets resulting from new technologies, including Generative AI and blockchain, or adapt to industry changes or in response to the uncertain regulatory environment in the U.S. and around the world. We could experience lower sales, higher costs, talent loss, technology obsolescence or other developments that could negatively impact our results of operations.

A drop in our investment performance as compared to that of our competitors could negatively impact our revenues and profitability.

Investment performance is a key competitive factor for our retail and institutional asset management products and services and is a key driver of growing assets under management and advisement and obtaining the benefits of economies of scale. Strong investment performance supports the retention of our products and services by our clients and creates opportunities for new sales of products and services. It may also result in higher ratings by ratings services such as Morningstar or Lipper, which may compound the foregoing effects.

There can be no assurance as to how future investment performance will compare to our competitors or that historical performance will be indicative of future returns. Any drop or perceived drop in investment performance as compared to our competitors could cause a decline in sales of our investment products, an increase in redemptions and the termination of asset management relationships. These impacts may reduce our aggregate amount of assets under management and advisement and reduce management fees. Poor investment performance could also adversely affect our ability to expand the distribution of our products through unaffiliated third parties. Further, any drop in market share of mutual funds sales by our advisors or through third party intermediaries, may further reduce profits as sales of other companies' mutual funds are less profitable than sales of our proprietary funds.

We face intense competition in attracting and retaining key talent.

Our success relies on attracting, engaging and retaining top talent in an increasingly competitive market. While the job market has cooled in some industries, financial services remains exceptionally competitive for the best talent. We actively manage retention risks and invest in our people to sustain our position as an employer of choice. To expand access to top talent, we have strategically broadened our footprint, ensuring we have the right capabilities in place to support long-term growth.

Ameriprise Financial, Inc.

A robust advisor network underpins our wealth management growth, requiring focused recruitment, retention, and succession planning as demographics shift. In asset management, delivering strong performance and sustaining client relationships depends on the strategic decisions of our portfolio managers and analysts.

Regulatory changes and industry trends can alter competitive dynamics or adversely affect our business. Loss of employees or advisors without succession plans increases the risk of client attrition. Prolonged challenges in attracting and retaining talent, or significant increases in related costs, could materially impact our financial performance.

The negative performance or default by other financial institutions or other third parties could adversely affect us.

We have exposure to many different industries and counterparties, and we routinely execute transactions with counterparties in the financial services industry, including broker-dealers, commercial banks, investment banks, hedge funds, insurers, reinsurers, investment funds and other institutions. The operations of U.S. and global financial services institutions are interconnected and a decline in the financial condition of one or more financial services institutions may expose us to credit losses or defaults, limit our access to liquidity or otherwise disrupt the operations of our businesses. While we regularly assess our exposure to different industries and counterparties, the performance and financial strength of specific institutions are subject to rapid change, the timing and extent of which cannot be known.

Many transactions with and investments in the products and securities of other financial institutions expose us to credit risk in the event of default of our counterparty. With respect to secured transactions, our credit risk may be exacerbated when the collateral we hold cannot be realized upon or is liquidated at prices insufficient to recover the full amount of the loan or derivative exposure. We also have exposure to financial institutions in the form of unsecured debt instruments, derivative transactions (including with respect to derivatives hedging our exposure on variable annuity contracts with guaranteed benefits and structured variable annuities), reinsurance, repurchase and underwriting arrangements and equity investments. Any such losses or impairments to the carrying value of these assets could materially and adversely impact our business and results of operations.

Issuers of the fixed maturity securities that we own may default on principal and interest payments. Some of our fixed maturity securities may have ratings below investment-grade. Default-related declines in the value of our fixed maturity securities portfolio or consumer credit holdings could cause our net earnings to decline and could also cause us to contribute capital to some of our regulated subsidiaries, which may require us to obtain funding during periods of unfavorable market conditions.

Capital and credit market volatility or a sudden devaluation of a specific product or security can exacerbate, and has exacerbated, the risk of third-party defaults, bankruptcy filings, foreclosures, legal actions and other events that may limit the value of or restrict our access and our clients' access to cash and investments. Although we are not required to do so, we may elect to compensate clients for losses incurred in response to such events, provide clients with temporary credit or liquidity or other support related to products that we manage, or provide credit liquidity or other support to the financial products we manage. If we elect to provide additional support, we could incur losses from the support we provide and incur additional costs, including financing costs, in connection with the support. These losses and additional costs could be material and could adversely impact our results of operations. If we were to take such actions we may also restrict or otherwise utilize our corporate assets, limiting our flexibility to use these assets for other purposes, and may be required to raise additional capital.

We may not be able to maintain our unaffiliated third-party distribution channels and the sale of unaffiliated products may diminish sales of our own products.

We distribute many of our investment products through unaffiliated third-party advisors and financial institutions. Maintaining and deepening relationships with these unaffiliated distributors is an important part of our growth strategy, as strong third-party distribution arrangements enhance our ability to market our products or service our clients and to increase our assets under management and advisement, revenues and profitability. Access to distribution channels is subject to intense competition due to the large number of competitors and products in the investment advisory industry as well as regulatory and consumer trends driving escalating compliance, disclosure and risk management requirements for distributors. Relationships with our distributors are subject to periodic negotiation that may result in increased distribution costs and/or reductions in the amount of our products marketed.

As a result, there can be no assurance that the distribution relationships we have established will continue. Any such reduction in access to (or the economics associated with) third-party distributors may have a material adverse effect on our ability to market our products and to generate revenue in our Advice & Wealth Management and Asset Management segments. Further, any increase in the costs to distribute our products or reduction in the type or amount of products made available for sale may have a material effect on our revenues and profitability.

The sale of third-party products to our clients (and further expansion of our advisor network's product suite to include additional products of unaffiliated insurance companies and asset managers) may lower sales of our products, lead to higher surrenders or redemptions, or other developments which might not be fully offset by higher distribution revenues or other benefits, possibly resulting in an adverse effect on our results of operations.

Ameriprise Financial, Inc.

Our valuation of fixed maturity and equity securities may include methodologies, estimations and assumptions which are subject to differing interpretations and could result in changes to investment valuations that may materially adversely impact our results of operations or financial condition.

Fixed maturity, equity, trading securities and short-term investments, which are reported at fair value on our Consolidated Balance Sheets, represent the majority of our total cash and invested assets. The determination of fair values by management in the absence of quoted market prices is based on valuation methodologies, securities we deem to be comparable, and assumptions deemed appropriate given the circumstances. The fair value estimates are made at a specific point in time, based on available market information and judgments about financial instruments, including estimates of the timing and amounts of expected future cash flows and the credit standing of the issuer or counterparty. Factors considered in estimating fair value include: coupon rate, maturity, estimated duration, call provisions, sinking fund requirements, credit rating, industry sector of the issuer, current interest rates and credit spreads, and quoted market prices of comparable securities. The use of different methodologies and assumptions may have a material effect on the estimated fair value amounts.

During periods of market disruption, including periods of significantly rising or high interest rates and rapidly widening credit spreads or illiquidity, it may be difficult to value certain of our securities and the value of our securities as reported within our Consolidated Financial Statements and the period-to-period changes in value could vary significantly. There may be certain asset classes that were in active markets with significant observable data that become illiquid due to the financial environment. In such cases, the valuation of certain securities may require additional subjectivity and management judgment. As such, valuations may include inputs and assumptions that are less observable and may require greater estimation as well as valuation methods that are more sophisticated, which may result in values less than the value at which the investments may be ultimately sold. Decreases in value may have a material adverse effect on our results of operations or financial condition.

The determination of the amount of allowances taken on certain loans and investments is subject to management's evaluation and judgment and could materially impact our results of operations or financial position.

The determination of the amount of allowances varies by investment type and is based upon our periodic evaluation and assessment of inherent and known risks associated with the respective asset class.

Management uses its best judgment in evaluating the cause of the decline in the estimated fair value of the security and in assessing the prospects for recovery. Inherent in management's evaluation of the security are assumptions and estimates about the operations of the issuer and its future earnings potential. The determination of the amount of allowances on loans is based upon the asset's expected life, considering past events, current conditions and reasonable and supportable economic forecasts. Such evaluations and assessments are revised as conditions change and new information becomes available. Historical trends may not be indicative of future impairments or allowances.

Some of our investments are relatively illiquid and we may have difficulty selling these investments.

We invest a portion of our owned assets in certain privately placed fixed income securities, mortgage loans, and limited partnership interests, all of which are relatively illiquid. These asset classes represented 8% of the carrying value of our investment portfolio as of December 31, 2025. If we require significant amounts of cash on short notice in excess of our normal cash requirements, we may have difficulty selling these investments in a timely manner or be forced to sell them for an amount less than we would otherwise have been able to realize, or both, which could have an adverse effect on our financial condition and results of operations.

Insurance Risks

If the counterparties to our reinsurance arrangements default or otherwise fail to fulfill their obligations, we may be exposed to risks we had sought to mitigate, which could adversely affect our financial condition and results of operations.

We use reinsurance to mitigate certain of our risks. Reinsurance does not relieve us of our direct liability to our policyholders and contractholders, even when the reinsurer is liable to us. Accordingly, we bear credit and performance risk with respect to our reinsurers, including Commonwealth and Genworth Life Insurance Company. In 2016, we finalized various confidential enhancements with Genworth Life Insurance Company that have been shared, in the normal course of regular reviews, with our Domiciliary Regulators and rating agencies. A reinsurer's insolvency or its inability or unwillingness to make payments under the terms of our reinsurance agreement could have a material adverse effect on our financial condition and results of operations.

The failure of other insurers could require us to pay higher assessments to state insurance guaranty funds.

Our insurance companies are required by law to be members of the guaranty fund association in every state where they are licensed to do business. In the event of insolvency of one or more unaffiliated insurance companies, our insurance companies could be adversely affected by the requirement to pay assessments to the guaranty fund associations. Uncertainty and volatility in the U.S. economy and financial markets in recent years have weakened or may weaken the financial condition of numerous insurers, including insurers currently in receivership, increasing the risk of triggering guaranty fund assessments upon order of liquidation.

If our reserves for future policy benefits and claims or for future certificate redemptions and maturities are inadequate, we may be required to increase our reserve liabilities, which would adversely affect our results of operations and financial condition.

We establish reserves as estimates of our liabilities to provide for future obligations under our insurance policies, annuities and investment certificate contracts. Reserves do not represent an exact calculation of the liability but, rather, are estimates of contract

Ameriprise Financial, Inc.

benefits and related expenses we expect to incur over time. The assumptions and estimates we make in establishing reserves require certain judgments about future experience and, therefore, are inherently uncertain. We cannot determine with precision the actual amounts that we will pay for contract benefits, the timing of payments, or whether the assets supporting our stated reserves will increase to the levels we estimate before payment of benefits or claims. We monitor our reserve levels continually. If we were to conclude that our reserves are insufficient to cover actual or expected contract benefits, we would be required to increase our reserves and incur income statement charges for the period in which we make the determination, which would adversely affect our results of operations and financial condition.

Our insurance profitability relies on our assumptions including those regarding morbidity rates, mortality rates and benefit utilization as well as the future persistency of our insurance policies and annuity contracts.

We set prices for insurance products as well as some annuity products based upon expected claims payment patterns, derived from assumptions we make about our policyholders and contractholders, including expenses, fees, investment returns, and morbidity and mortality rates. The long-term profitability of these products depends upon how our actual experience compares with our pricing assumptions. Actual experience can differ from our assumptions for many reasons over the time an insurance product is held. If mortality rates are higher than our pricing assumptions, we could be required to make greater payments under our life insurance policies and annuity contracts with guaranteed minimum death benefits than we have projected.

The prices and profitability of our life insurance and deferred annuity products are based in part upon assumptions related to persistency (the probability that a policy or contract will remain in force from one period to the next). For most of our life insurance and deferred annuity products, actual persistency that is lower than our persistency assumptions could have an adverse impact on profitability, especially in the early years of a policy or contract because we would be required to accelerate the amortization of expenses we deferred in connection with the acquisition of the policy or contract.

For our LTC insurance, universal life insurance policies with secondary guarantees and variable annuities with guaranteed minimum withdrawal benefits, actual persistency that is higher than our persistency assumptions could have a negative impact on profitability. If these policies remain in force longer than we assumed, we could be required to make greater benefit payments than we had anticipated when we priced or partially reinsured these products.

The risk that our claims experience may differ significantly from our pricing assumptions is particularly significant for our LTC insurance products notwithstanding our ability to implement future price increases with regulatory approvals. Though we discontinued offering LTC products in 2003, LTC insurance policies provide for long-duration coverage and, therefore, our actual claims experience will continue to emerge over many years. Our ability to forecast future claim rates for LTC insurance is more limited than life insurance. We have sought to moderate these uncertainties to some extent by partially reinsuring LTC policies at the time the policies were underwritten and limiting our present stand-alone LTC insurance offerings to policies underwritten fully by unaffiliated third-party insurers, and we have also implemented rate increases and provided reduced benefit options on certain in force policies.

Because our assumptions regarding persistency experience are inherently uncertain, reserves for future policy benefits and claims may prove to be inadequate if actual persistency experience is different from those assumptions. Although some of our products permit us to increase premiums during the life of the policy or contract, we cannot guarantee that these increases would be sufficient to maintain profitability. Additionally, some of these pricing changes require regulatory approval, which may not be forthcoming. Moreover, many of our products do not permit us to increase premiums or limit those increases during the life of the policy or contract, while premiums on certain other products (primarily LTC insurance) may not be increased without prior regulatory approval. Significant deviations in experience from pricing expectations regarding persistency could have an adverse effect on the profitability of our products.

Operations Risks

A failure to protect our reputation could adversely affect our businesses.

Our reputation is one of our most important assets. Our ability to attract and retain clients, investors, employees and advisors is highly dependent upon external perceptions of our company. Damage to our reputation could cause significant harm to our business and prospects. Reputational damage may arise from numerous sources, including litigation or regulatory actions, failing to deliver minimum standards of service and quality, compliance failures, any perceived or actual weakness in our financial strength or liquidity, clients' or potential clients' perceived failure of how we address certain political, environmental, social or governance topics, technological breakdowns, cybersecurity attacks, or other security breaches (including attempted breaches, breaches impacting our vendors or their subcontractors or inadvertent disclosures) resulting in system unavailability, improper disclosure or loss of data integrity relating to client or employee personal information, unethical or improper behavior and the misconduct or error of our employees, advisors and counterparties. Additionally, a failure to develop new products and services, or successfully manage associated operational risks, could harm our reputation and potentially expose us to additional costs, or negative public relations or social media campaigns. We are also subject to deepfake threats that use AI to digitally alter images, video or audio to make it appear as though someone said or did something that could cause damage to our reputation. Any negative incidents can quickly erode trust and confidence, particularly if they result in adverse mainstream and social media publicity, governmental audits or investigations or litigation. Adverse developments with respect to our industry may also, by association, negatively impact our reputation or result in greater regulatory or legislative scrutiny or litigation against us.

Ameriprise Financial, Inc.

Misconduct by our employees and advisors may be difficult to detect and deter and may damage our reputation. This can include improper use of their authorized access to sensitive information. Misconduct or errors by our employees and advisors could result in violations of law, regulatory sanctions and/or serious reputational or financial harm. Misconduct or mistakes can occur in each of our businesses. We cannot always prevent misconduct by our employees and advisors, and the precautions we take to prevent and detect this activity may not be effective in all cases. We seek to aid our advisors and provide certain requirements and support to protect our non-employee franchise advisors' technology solutions to run their businesses, but they control their own technology environment on a day-to-day basis and could have an adverse effect on our business. Our reputation depends on our continued identification of and mitigation against conflicts of interest. We have procedures and controls that are designed to identify, address and appropriately disclose perceived conflicts of interest, though our reputation could be damaged if we fail, or appear to fail, to address conflicts of interest appropriately.

In addition, the SEC and other federal and state regulators, as well as foreign regulators, have increased their scrutiny of potential conflicts of interest and the actions we may be expected to take when a conflict is encountered. It is possible that potential or perceived conflicts could give rise to litigation or enforcement actions. Also, it is possible that the regulatory scrutiny of, and litigation in connection with, conflicts of interest will make our clients less willing to enter into transactions with us or in certain products or services we offer, which would adversely affect our businesses.

The direct and indirect effects of climate change could adversely affect our business and operations, both directly and as a result of impacts on our clients, counterparties and entities whose securities we hold.

We operate in many regions, countries and communities around the world where our business, and the activities of our clients and counterparties, could be adversely affected by climate change. Climate change may increase the severity and frequency of weather-related catastrophes, or adversely affect our investment portfolio or investor sentiment. This includes the potential for an increase in the frequency and severity of weather-related disasters and pandemics. In addition, climate change regulation may affect the prospects of companies and other entities whose securities we hold, or our willingness to continue to hold their securities. Climate change may also influence investor sentiment with respect to Ameriprise and investments in our portfolio and those available to clients through third parties. It may also impact other counterparties, including reinsurers, and affect the value of investments, including real estate investments we hold or manage for others. Climate risks can also arise from the inconsistencies and conflicts in the manner in which climate policy, disclosure requirements and financial regulation is implemented in the many regions where we operate, including initiatives to apply and enforce policy and regulation with extraterritorial effect. Transition risks may arise from societal adjustment to a lower-carbon economy, such as changes in public policy, adoption of new technologies or changes in consumer preferences towards low-carbon goods and services. These risks could also be influenced by changes in the physical climate. Overall, we cannot predict or estimate the long-term impacts on us from climate change or related regulation.

Our operational systems and networks (as well as those of our franchise advisors and third parties) are subject to evolving cybersecurity or other technological risks, which could result in the disclosure of confidential information, loss of our proprietary information, damage to our reputation, additional costs to us, regulatory penalties and other adverse impacts.

Our business is reliant upon internal and third-party-controlled, -developed and -operated software (which includes opensource software), technology systems and networks to process, transmit and store information, including our current, potential and former clients', employees' and advisors' personal information, as well as our proprietary information, and to conduct many of our business activities and transactions. Maintaining the security and integrity of our software, information and these systems and networks, and appropriately responding to any cybersecurity and privacy incidents (including attempts to attack or access our network), is critical to the success of our business operations, including our reputation, the retention of our advisors and clients, and to the protection of our proprietary information and our clients' personal information.

We rely on the third parties with whom we do business to identify and remediate software and other vulnerabilities in the assets and systems they use to run their business before they can be exploited by bad actors, but the third parties cannot always do so. For example, zero-day vulnerabilities in software and other technology solutions are immediately exploitable by bad actors as occasionally happens with certain of our vendors in the industry. We routinely face attacks and seek to address evolving threats of which we become aware. We have been able to identify, protect, detect, respond to and recover from these attacks to date without a material loss of client financial assets or information through the use of ongoing internal and external threat monitoring and by making continual adjustments to our security and incident response capabilities.

We and our advisors, as well as our service providers and clients, have also been threatened by, among others, phishing, vishing, and spear phishing scams, social engineering attacks (such as direct voice contact and any technology or communication mechanism to contact a person), account takeovers, introductions of malware, attempts at electronic break-ins, and the submission of fraudulent payment requests. The number of threats and events has increased substantially every year, which is expected to continue, particularly as the use of AI makes these attempts look more legitimate and is leveraged to improve their effectiveness. Attempted or successful breaches or interference by third parties or by insiders that may occur in the future could have a material adverse impact on our business, reputation, financial condition or results of operations.

On a corporate basis, various laws and regulations, and in some cases contractual obligations, require us to establish and maintain corporate policies and technical and operational measures designed to protect sensitive client, employee, contractor and vendor information, and to respond to cybersecurity incidents in certain ways and timeframes. We have established policies and implemented

Ameriprise Financial, Inc.

such technical and operational measures ourselves and have in place policies that require our service providers and franchisee advisors, each of which control locally their own technology operations, to do the same. The hybrid work environment among our employees adds complexity to monitoring and processing procedures. Changes in our business or technological advancements may also require corresponding changes in our systems, networks and data security and response measures. While accessing our products and services, our clients may use computers and other devices that sit outside of our security control environment. In addition, the ever-increasing reliance on technology systems and networks and the occurrence and potential adverse impact of attacks on such systems and networks, both generally and in the financial services industry, have enhanced government and regulatory scrutiny of the measures taken by companies to protect against cybersecurity threats and report incidents they suffer. As these threats, and government and regulatory oversight of associated risks, continue to evolve, we may be required to expend significant additional resources (both direct financial resources and indirect costs like people) to enhance or expand upon the technical and operational security and response measures we currently maintain or that we allow franchise advisors to maintain and control locally. These regulator-driven changes may adversely impact the client experience by, for example, requiring multiple or new means of verifying the identity of a client before they can interact with us.

Despite the measures we have taken and may in the future take to address and mitigate cybersecurity, privacy and technology risks, we cannot be certain that our systems and networks, or those used by our vendors and franchisees, will not be subject to successful attacks, breaches or interference. Nor can we guarantee that advisors and employees will comply with our policies and procedures in this regard, that clients will engage in safe and secure online practices, or that vendors and franchisees will effectively deploy and maintain the security measures and protocols that we impose. Furthermore, human error occurs from time to time and such mistakes can lead to the inadvertent disclosure of sensitive information. We have a vendor management process, but at times our software or service providers could push through updates that are not fully disclosed to us (or tested by them) and that could alter the control posture of their products. Any such event may result in operational disruptions, as well as unauthorized access to or the disclosure or loss of, our proprietary information or client, employee, vendor, or advisor personal information, which in turn may result in legal claims, regulatory scrutiny and liability, reputational damage, the incurrence of costs to respond to, eliminate, or mitigate further exposure, the loss of clients or advisors, or other damage to our business. While we maintain cyber liability insurance that provides both third-party liability and first-party liability coverages, it may not protect us against all cybersecurity- or privacy-related losses. Furthermore, we may be subject to indemnification costs and liability to third parties if we breach any confidentiality or security obligations regarding vendor data or for losses related to the data. In addition, the trend toward broad consumer and general-public notification of such incidents, including those where our vendors are the party being breached, could exacerbate the harm to our business, reputation, financial condition or results of operations in the event of a breach. Even if we successfully protect our technology infrastructure and the confidentiality of sensitive data and conduct appropriate incident response, we may incur significant expenses in connection with our responses to any such attacks, as well as the adoption, implementation and maintenance of appropriate security measures. In addition, our regulators may seek to hold our company responsible for the acts, mistakes or omissions of our vendors or franchise advisors even where they procure and control much of the physical office space and technology infrastructure they use to operate their businesses locally.

Protection from system interruptions and operating errors is important to our business. If we experience a sustained interruption to our telecommunications or data processing systems, or other failure in operational execution, it could harm our business.

Operating errors and system or network interruptions could delay and disrupt our operations. Interruptions could be caused by mistake, malfeasance or other operational failures by service provider staff, employee or advisor error or malfeasance, interference by third parties, including hackers, our implementation of new technology, maintenance of existing technology, or natural disasters, each of which may impact our ability to run our systems or encounter varying downtime. Though we plan for resiliency in our systems and test these capabilities, we could face additional downtime or data loss if our plans do not work as expected during a real event. Our financial, accounting, human resources, data processing or other operating systems and facilities may fail to operate or report data properly, experience connectivity disruptions or otherwise become disabled as a result of events that are wholly or partially beyond our control, adversely affecting our ability to process transactions or provide products and services to our clients (some of which have regulatory required response times). Further, we cannot control the execution of any business continuity or incident response plans implemented by our service providers or our franchise advisors.

We rely on third-party service providers and vendors for certain communications, technology and business functions and other services, and we face the risk of their operational failure (including, without limitation, loss of staff due to widespread illness, failure caused by an inaccuracy, untimeliness or other deficiency in data reporting), technical or security failures, termination or capacity constraints of any of the clearing agents, exchanges, clearing houses or other third-party service providers that we use to facilitate or are component providers to our securities transactions and other product manufacturing and distribution activities. These risks are heightened by our deployment in response to both investor interest and evolution in the financial markets of increasingly sophisticated products and technological means for interacting with these products or client accounts. Any such failure, termination or constraint or flawed execution or response could adversely impact our ability to effect transactions, service our clients, manage our exposure to risk, or otherwise achieve desired outcomes.

Ameriprise Financial, Inc.***Risk management policies and procedures may not be fully effective in identifying or mitigating risk exposure in all market environments, products, vendors, or against all types of risk, including employee and financial advisor misconduct.***

Our policies and procedures to identify, monitor and manage risks may not be fully effective in mitigating our risk exposure in all market environments or against all types of risk. Many of our methods of managing risk and the associated exposures are based upon our use of observed historical experience or expectations about future experience (e.g., market behavior, client/policyholder behavior, employee behavior, mortality, etc.) or statistics based on historical models. Experience may not emerge as expected and during periods of market volatility, or due to unforeseen events, the historically derived experience and correlations may not be valid. As a result, these methods and models may not predict future exposures accurately, which could be significantly greater than what our models indicate. Further some controls are manual and are subject to inherent limitations and we have a general model risk where there is a risk of loss associated with insufficient or inaccurate models that we use to support our decisions. This could cause us to incur investment losses or cause our hedging and other risk management strategies to be ineffective. Other risk management methods depend upon the evaluation of information regarding markets, clients, catastrophe occurrence or other matters that are publicly available or otherwise accessible to us, which may not always be accurate, complete, up-to-date or properly evaluated.

Our financial performance also requires us to develop, effectively manage, and market new or existing products and services that appropriately anticipate or respond to changes in the industry and evolving client demands. The development and introduction of new products and services, including the creation of Asset Management and other products with a focus on values-based matters, require continued innovative effort and may require significant time, resources, and ongoing support. Further, avoiding introducing or encouraging certain new products (such as cryptocurrency) creates the risk of losing assets or new flows to competitors who encourage or support those products. Substantial risk and uncertainties are associated with the introduction and ongoing maintenance of new products and services, including the implementation of new and appropriate operational controls and procedures, shifting and sometimes contradictory client and market preferences, the introduction of competing products or services and compliance with regulatory requirements.

AI, including Generative AI, presents many benefits in terms of operating efficiency, but also certain risks that we need to seek to mitigate through our strategic and risk management policies, such as reliance on information that may be inaccurate or unfairly discriminatory results. We and our vendors, along with developers of AI solutions, rely on third-party and commercial AI technologies that could introduce risks that are not anticipated by existing governance, vendor risk management and model oversight frameworks. Failure to adequately mitigate such risks at the design or development stage could lead to problems when AI technologies are deployed. A growing patchwork of state AI laws with differing definitions, obligations and compliance expectations may require adjustments to our processes, documentation and oversight of third-party technology, and how we manage AI use in our business. At the same time, more prescriptive frameworks in certain jurisdictions—such as the European Union—include detailed governance, transparency and reporting expectations that may not align with expectations or requirements elsewhere, increasing operational complexity.

Management of operational, legal and regulatory risks requires, among other things, policies and procedures to record properly and verify a large number of transactions and events, and these policies and procedures may not be fully effective in mitigating our risk exposure in all market environments or against all types of risk, including those associated with our key vendors. Insurance and other traditional risk-shifting tools may be held by or available to us in order to manage certain exposures, but they are subject to terms such as deductibles, coinsurance, limits and policy exclusions, as well as risk of counterparty denial of coverage, default or insolvency.

As a holding company, we depend on the ability of our subsidiaries to transfer funds to us to pay dividends and to meet our obligations.

We act as a holding company for our subsidiaries, through which substantially all of our operations are conducted. Dividends and returns of capital from our subsidiaries and permitted payments to us under our intercompany arrangements with our subsidiaries are our principal sources of cash to pay shareholder dividends and to meet our financial obligations. These obligations include our operating expenses, interest and principal on our borrowings, and any other contractual commitments. If the cash we receive from our subsidiaries pursuant to dividend payment or return of capital and intercompany arrangements is insufficient for us to fund any of these obligations, we may be required to raise cash through the incurrence of additional debt, the issuance of additional equity or the sale of assets. If any of this happens, it could adversely impact our financial condition and results of operations.

Insurance, banking and securities, and other laws and regulations may regulate the ability of many of our subsidiaries (such as our insurance, banking and brokerage subsidiaries, FCA-regulated asset management entities, and our face-amount certificate company) to pay dividends, return capital or make other permitted payments or practically impact our capital structure and dividends or other payments from our subsidiaries. Additionally, the rating organizations effectively impose various financial and capital requirements on our company and our insurance company subsidiaries in order for us to maintain our ratings and the ratings of our insurance subsidiaries. The regulatory capital requirements, rating agency financial or capital expectations, and dividend-paying ability of our subsidiaries may be affected by a variety of factors, including markets, business plans, policyholder behavior, and investment decisions and performance. These differing requirements and expectations use different accounting frameworks (such as GAAP, statutory accounting principles or a mix). Further, the financial and capital requirements imposed upon our subsidiaries may be impacted by heightened regulatory or rating organization scrutiny and intervention, which could negatively affect our and our subsidiaries' ability to pay dividends or make other permitted payments. Additionally, in the past we have found it necessary and

Ameriprise Financial, Inc.

advisable to provide support to certain of our subsidiaries in order to maintain adequate capital for regulatory or other purposes and we may provide such support in the future. The provision of such support could adversely affect our capital, liquidity, and the dividends or other permitted payments received from our subsidiaries.

The operation of our business in foreign markets and our investments in non-U.S. denominated securities and investment products subjects us to exchange rate and other risks in connection with international operations and earnings and income generated overseas.

While we are a U.S.-based company, a portion of our business operations occurs outside of the U.S. and some of our investments are not denominated in U.S. dollars. As a result, we are exposed to certain foreign currency exchange risks that could reduce U.S. dollar equivalent earnings as well as negatively impact our general account and other proprietary investment portfolios. Appreciation of the U.S. dollar could, and has, unfavorably affect net income from foreign operations, the value of non-U.S. dollar denominated investments and investments in foreign subsidiaries. In comparison, depreciation of the U.S. dollar could positively affect our net income from foreign operations and the value of non-U.S. dollar denominated investments, though such depreciation could also diminish investor, creditor and rating organizations' perceptions of our company compared to peer companies that have a relatively greater proportion of foreign operations or investments.

In addition, conducting and increasing our international operations subjects us to additional risks that, generally, we do not face in the U.S., including: (i) potentially adverse cross-border tax consequences, including the complexities of transfer pricing, foreign value added tax systems and restrictions on the repatriation of earnings; (ii) the localization of our solutions and related costs; (iii) the burdens of complying with a wide variety of foreign laws and different, potentially conflicting legal standards, including laws and regulations; and (iv) social and economic situations outside of the U.S. The occurrence of any one of these risks could negatively affect our international business and, consequently, our results of operations generally. Additionally, operating in international markets also requires significant management attention and financial resources and we cannot be certain these operations will produce desired levels of revenues or profitability.

The occurrence of natural or man-made disasters and catastrophes could adversely affect our results of operations and financial condition.

The occurrence of natural disasters and catastrophes, including earthquakes, hurricanes, floods, tornadoes, fires, blackouts, severe winter weather, explosions, pandemic disease and global health emergencies and man-made disasters, including acts of terrorism, riots, civil unrest, including large-scale protests, insurrections and military actions, could adversely affect our results of operations or financial condition. Such disasters and catastrophes may damage our facilities, preventing our service providers, employees and financial advisors from performing their roles, or otherwise disturbing our ordinary business operations and by impacting insurance claims, as described below. These impacts could be particularly severe to the extent they affect access to physical facilities, the physical well-being of large numbers of our employees, our computer-based data processing, transmission, storage and retrieval systems and destroy or release valuable data. Such disasters and catastrophes may also impact us indirectly by changing the condition and behaviors of our clients, business counterparties and regulators, as well as by causing declines or volatility in the economic and financial markets.

The potential effects of natural and man-made disasters and catastrophes on certain of our businesses include but are not limited to the following: (i) a catastrophic loss of life may materially increase the amount of or accelerate the timing in which benefits are paid under our insurance policies; (ii) an increase in claims and any resulting increase in claims reserves caused by a disaster may harm the financial condition of our reinsurers, thereby impacting the cost and availability of reinsurance and the probability of default on reinsurance recoveries; (iii) widespread unavailability of staff; and (iv) declines and volatility in the financial markets that may decrease the value of our assets under management, administration and advisement, which could harm our financial condition and reduce our management fees.

We face risks arising from acquisitions and divestitures.

We have made acquisitions and divestitures in the past and may pursue similar strategic transactions in the future. Risks in acquisition transactions include difficulties in the integration of acquired businesses into our operations and control environment (including our risk management policies and procedures), difficulties in assimilating and retaining employees and intermediaries, difficulties in retaining the existing clients of the acquired entities, assumed or unforeseen liabilities that arise in connection with the acquired businesses, difficulties obtaining regulatory approval or integrating into regulatory regimes, difficulties with the software, technology and systems of the acquired entities that were subject to a different control posture before the acquisition (and until such time as we can replace these or make investments to uplift their capabilities), the failure of counterparties to satisfy any obligations to indemnify us against liabilities arising from the acquired businesses, and unfavorable market conditions that could negatively impact our growth expectations or expected synergies for the acquired businesses. Fully integrating an acquired company or business into our operations takes a significant amount of time and attention and incurs both expected and unexpected integration costs over several years. Integrations, particularly larger and more global integrations, are time-consuming and expensive and could significantly disrupt our business.

Risks in divestiture transactions (many of which are present in sales of insurance blocks via reinsurance) include difficulties in the separation of the disposed business, retention of obligations to indemnify for certain liabilities, the failure of counterparties to satisfy

Ameriprise Financial, Inc.

payment obligations, unfavorable market conditions that may impact any earnout or contingency payment due to us, if any, and unexpected difficulties in losing employees of the disposed business. We cannot provide assurance that we will be successful in overcoming these risks or any other problems encountered with acquisitions, divestitures and other strategic transactions. Execution of our business strategies also may require certain regulatory approvals or consents, which may include approvals of the FRB and other domestic and non-U.S. regulatory authorities. These regulatory authorities may impose conditions on the activities or transactions contemplated by our business strategies which may negatively impact our ability to realize fully the expected benefits of certain opportunities. These risks may prevent us from realizing the expected benefits from acquisitions or divestitures and could result in the failure to realize the full economic value of a strategic transaction or the impairment of goodwill and/or intangible assets recognized at the time of an acquisition. These risks could be heightened if we complete a large acquisition or multiple acquisitions within a short period of time.

Legal, Regulatory and Tax Risks

Legal and regulatory actions are inherent in our businesses and could result in financial losses or harm our businesses.

We are, and in the future may be, subject to legal and regulatory actions in the ordinary course of our operations, both domestically and internationally. Actions brought against us may result in judgements, verdicts, awards, settlements, penalties, injunctions or other adverse results, including reputational damage. In addition, we may incur significant expenses in connection with our defense against such actions regardless of their outcome. Various regulatory and governmental bodies have the authority to review our products and business practices and those of our employees and independent financial advisors and to bring regulatory or other legal actions against us if, in their view, our practices, or those of our employees or advisors, were or are deemed to be improper. Pending legal and regulatory actions include proceedings relating to aspects of our businesses and operations that are specific to us and proceedings that are typical of the industries and businesses in which we operate. Some of these proceedings have been brought on behalf of various alleged classes of complainants.

Our businesses are heavily regulated, and changes to the laws and regulations applicable to our businesses may have an adverse effect on our operations, reputation and financial condition.

Virtually all aspects of our business, including the activities of our parent company and our various subsidiaries, are subject to various federal, state and international laws and regulations. For a discussion of the regulatory framework in which we operate, see “Business - Regulation” included in Part I, Item 1 of this Annual Report on Form 10-K. Compliance with these applicable laws and regulations is expensive, time-consuming and personnel-intensive, and we have invested and will continue to invest substantial resources to ensure compliance by our parent company and our subsidiaries, directors, officers, employees, registered representatives and agents. In addition, sometimes these laws and regulations (and potential changes) are in conflict. Further, any future legislation or changes to the laws and regulations applicable to our businesses, as well as changes to the interpretation and enforcement of such laws and regulations, may affect our operations and financial condition. Legislation could require changes to our business operations or our regulatory reporting relationships which can require significant cost, effort and trade-offs. Such changes may impact our business operations and profitability, increase our costs of doing business, increase compliance costs as well as have a material effect on fee rates, interest rates and foreign exchange rates, which could materially impact our products, services, investments, results of operations, products and liquidity in ways that we cannot predict. Ongoing changes to regulation and oversight of the financial industry may generate outcomes, the full impact of which cannot be immediately ascertained as government intervention could distort customary and expected commercial behavior.

Some of the legislative and regulatory changes could present operational challenges and increase costs. Ultimately the complexities and increased costs of legislative and regulatory changes could have an impact on our ability to offer cost-effective and innovative products to our clients.

As a Savings and Loan Holding Company, we are subject to supervision by the FRB and various prudential standards that may limit our activities and strategies.

Ameriprise Financial is subject to ongoing supervision by the FRB, including supervision and prudential standards, capital requirements, stress-testing, resolution planning, information security and privacy, and risk management requirements. Further, as a financial holding company, our activities are limited to those that are financial in nature, incidental to a financial activity or, with FRB approval, complementary to a financial activity. Our broker-dealers and bank subsidiary are limited in their ability to lend or transact with affiliates and are subject to minimum regulatory capital and other requirements, as well as limitations on their ability to use funds deposited with them in brokerage or bank accounts to fund their businesses. These requirements may hinder our ability to access funds from our subsidiaries. We may also become subject to a prohibition or limitations on our ability to pay dividends or repurchase our common stock. The federal banking regulators, including the OCC, FRB, FDIC, and SEC (through FINRA) have the authority and under certain circumstances, the obligation, to limit or prohibit dividend payments and stock repurchases by the banking organizations they supervise, including Ameriprise and its bank subsidiaries. Any changes to regulations or changes to the supervisory approach may also result in increased compliance costs to the extent we are required to modify our existing compliance policies, procedures and practices.

Compliance with bank holding company laws and regulations, including the Volcker Rule, impacts the structure and availability of certain of our products and services and our costs in providing those products and services. Costs of compliance may be driven by how

Ameriprise Financial, Inc.

these laws and regulations and the scale of Ameriprise Bank evolves over the course of time as well as strategic acquisitions and other growth strategies we pursue in the future.

Failure to meet one or more of these requirements could, depending on the violation, limit our ability to undertake new activities, continue certain activities, or make acquisitions other than those permitted generally for bank holding companies. Execution of our business strategies also may require certain regulatory approvals or consents, which may include approvals of the FRB and other domestic and non-U.S. regulatory authorities. These regulatory authorities may impose conditions on the activities or transactions contemplated by our business strategies which may negatively impact our ability to realize fully the expected benefits of certain opportunities.

Changes in corporate tax laws and regulations and changes in the interpretation of such laws and regulations, as well as adverse determinations regarding the application of such laws and regulations, could adversely affect our earnings and could make some of our products less attractive to clients.

We are subject to the income tax laws of the U.S., its states and municipalities and those of the foreign jurisdictions in which we have significant business operations. We make judgments and interpretations about the application of these inherently complex tax laws when determining the provision for income taxes and also make estimates about when in the future certain items affect taxable income in the various tax jurisdictions. In addition, changes to the Internal Revenue Code, state or foreign tax laws, administrative rulings or court decisions could increase our provision for income taxes and reduce our earnings. Furthermore, guidance issued by the U.S. Department of Treasury and others has been critical to the application and impact of new laws and in avoiding unintended impacts from legislation. The jurisdictions we operate in may not always provide clear guidance that is responsive to industry questions and concerns. If guidance is unclear, it could increase our taxes or create a potential for disagreement about interpretation of the tax code.

Many of the products we offer or on which our businesses are based (including both insurance products and non-insurance products) receive favorable treatment under current income or estate tax law. Changes in current income or estate tax law could reduce or eliminate the tax advantages of certain of our products and thus make such products less attractive to clients or cause a change in client demand and activity.

We may not be able to protect our intellectual property and may be subject to infringement claims.

We rely on a combination of contractual rights and copyright, trademark, patent registrations and trade secret laws to establish and protect our intellectual property. Although we use a broad range of measures to protect our intellectual property rights, third parties may infringe or misappropriate our intellectual property or attempt to use the same to defraud others. We may have to litigate to enforce and protect our brand and reputation, copyrights, trademarks, patents, trade secrets and know-how, or to determine their scope, validity or enforceability, which represents a diversion of resources that may be significant in amount and may not prove successful. The loss of intellectual property protection, or the inability to secure or enforce the protection of our intellectual property assets, could have a material adverse effect on our business and our ability to compete.

We also may be subject to costly litigation in the event that another party alleges our operations or activities infringe upon, or constitute misappropriation of, such other party's intellectual property rights. Third parties may have, or may eventually be issued, patents or other protections that could be infringed by our products, methods, processes or services, or could otherwise limit our ability to offer certain product features. Any party that holds a patent could make a claim of infringement against us. The threat of patent litigation from non-practicing entities could impact financial services firms and successful resolution could still have a significant financial impact. We may also be subject to claims by third parties for breach of copyright, trademark, license rights, or misappropriation of trade secret rights. Any such claims and any resulting litigation could result in significant liability for damages. If we were found to have infringed or misappropriated a third-party patent or other intellectual property rights, we could incur substantial liability, and in some circumstances could be enjoined from providing certain products or services to our clients or utilizing and benefiting from certain methods, processes, copyrights, trademarks, trade secrets or licenses, or alternatively could be required to enter into costly licensing arrangements with third parties, all of which could have a material adverse effect on our business, results of operations and financial condition.

Changes in and the adoption of accounting standards could have a material impact on our financial statements.

Our accounting policies provide a standard for how we record and report our results of operations and financial condition. We prepare our financial statements in accordance with U.S. generally accepted accounting principles. It is possible that accounting changes could have a material effect on our results of operations and financial condition. The Financial Accounting Standards Board, the SEC and other regulators often change the financial accounting and reporting standards governing the preparation of our financial statements. These changes are difficult to predict and could impose additional governance, internal control and disclosure demands. In some cases, we could be required to apply a new or revised standard retrospectively, resulting in our restating prior period financial statements.

Item 1B. Unresolved Staff Comments

None.

Item 1C. Cybersecurity

Risk Management and Strategy

Cybersecurity is a key part of our business and client experience and is integrated into our enterprise risk management processes and policies. We maintain written policies, processes and procedures that seek to identify, protect, detect, respond to, and recover from known and emerging cybersecurity risks. Our program includes consuming threat intelligence and ongoing monitoring of known external threats. We also have operating policies and procedures designed to comply with applicable requirements in jurisdictions we operate in globally. Our policies and procedures are regularly reviewed and internally assessed to enhance our corporate security capabilities. We make ongoing investments in our technology infrastructure to support cybersecurity efforts and support reliability and the user experience. We offer clients and advisors a variety of options to help secure their information, including requiring multi-factor authentication and the use of secure messaging sites. We provide our employees and advisors with ongoing security training and periodically test their skills and understanding with various cybersecurity exercises.

We remain vigilant against cybersecurity risks as part of operating our business. Our cybersecurity team is led by experienced staff, including our Chief Information Officer, who has been with the company in various technology positions since 2002. Previously, he worked for other companies holding senior delivery and architecture roles and holds both a bachelor's degree in engineering and an MBA. Our Chief Information Security Officer has over 30 years of broad IT experience, with expertise in Information Security. His background also includes systems design and development, and he has expertise in database administration and database platforms across both mainframe and distributed platforms. Prior to joining the company, he worked as a consultant and a developer at other companies. Our risk management approach involves a matrixed structure of leaders who bring various levels of cybersecurity and technology expertise to their areas of risk management. Our technology team relies on their enterprise-wide colleagues' expertise when needed to plan, respond, and mitigate incidents.

We conduct regular vulnerability scanning and related remediation activities for our applications and systems. We have documented expectations for the patching and updating of our software environment and set similar expectations for our financial advisors and third-party service providers where they retain control of their environment. Our cybersecurity approach supports both business continuity and risk mitigation. Should an incident occur, we have plans in place that are designed to mitigate the impact to our operations while we respond and recover, if necessary. We run a global security operations center that continuously monitors our networks and systems and is prepared to contact the appropriate teams to respond to an incident should one occur. Depending on the incident, the response group may include participation from a wide variety of groups across the enterprise. We conduct regular exercises to verify that our business continuity plans are capable of recovering our operating capabilities in line with our business needs and expectations. In addition, our global privacy team provides oversight and support to business and staff groups in conducting annual risk assessments regarding the secure handling of personally identifiable information.

Additionally, as part of our formal procurement and vendor management process, we ask our third-party service providers to have and maintain cybersecurity programs that are consistent with our legal and regulatory obligations, and we review cybersecurity risk assessments of those third-party service providers who provide key technology and services. For third-party service providers that do go through our formal procurement process and vendor risk management assessment, our Enterprise Third-Party Risk Management team assigns tiers. The tiers are based on a combination of criteria, including the services provided and the information to which they have access, to focus the most detailed reviews and the most frequent assessments on highest tiered third-party service providers, while also maintaining an appropriate level of review and monitoring on lower tiers. Some third-party service providers who enter into contracts with us outside of the formal procurement process may still be subject to providing information about their security programs based on services performed.

Our Enterprise Third-Party Risk Management Office provides oversight and support to the business teams as end-users of the third-party service providers' goods and services, while also providing a conduit through which oversight can be conducted by our management and Board of Directors. When a third-party service provider is off-boarded through our procurement and third-party risk management process, they are subject to an off-boarding review when the relationship ends that is designed to obtain the return or destruction of our information. Our Enterprise Third-Party Risk Management Office provides risk assessment reporting to business teams, internal risk management committees and our executive leadership. The reporting structure supports an effective design of the program, provides transparency, and drives regulatory compliance. Third-party service providers that participate in the delivery of services to us, as well as their fourth-parties, are also generally expected to have and maintain cybersecurity defenses, so long as they participate in the delivery of services to us to help protect our systems and our clients from incursions through third-party services' systems. Should one of our third-party service providers suffer a breach in their or their fourth-party systems, we rely on them to inform us and work with us to protect our systems, remediate breaches, and mitigate the impact to our clients and our technology.

Governance

Strong ongoing governance practices and policies support our cybersecurity program. The Board of Directors and the Audit and Risk Committee are central to the oversight of the company's cybersecurity risk management program operated by senior management. In addition to the Audit and Risk Committee receiving quarterly cybersecurity updates, the Audit and Risk Committee discusses with management, the General Auditor, and others the company's enterprise-wide risk assessment and risk management processes. These updates to the Audit and Risk Committee include a review of prevailing material risks and exposures, including cybersecurity and data

Ameriprise Financial, Inc.

protection threats and risks, the actions taken to address these threats and mitigate these risks, and the design and effectiveness of our processes and controls in light of evolving market, business, regulatory, and other conditions. Our Audit and Risk Committee has semiannual trainings, to which the full Board of Directors is also invited, to stay educated on ever-evolving cybersecurity topics. These processes and information sharing enable the Board of Directors, the Audit and Risk Committee, and our management team to remain informed and aligned about our approach to cybersecurity risk, and the monitoring of these risks and incidents, as appropriate. Our executive Vice President of Technology and Chief Information Officer, our Chief Information Security Officer, our Chief Risk Officer and other officers regularly review with our Board of Directors and the Audit and Risk Committee topics such as the following: the cyber threat landscape, including evolving trends such as the use of Generative AI in cyber threats; the design, effectiveness and ongoing enhancement of our capabilities to identify, protect, detect, respond to and recover from cyber threats and events; and any incidents that merit discussion.

During 2025, the Audit and Risk Committee reviewed and received reports on our identity theft prevention and privacy programs, including the following topics: emerging risks, identity theft threats, experience and trends; the effectiveness of existing controls and planned enhancements to controls; and key areas of focus for the identity theft and privacy programs.

Item 2. Properties

The Ameriprise Financial Headquarters is an 871,000 square foot building that we own, located in Minneapolis, Minnesota. In 2025, we completed the process to consolidate our Minneapolis office footprint, and we completed the move of all our Minneapolis based employees to the Ameriprise Financial Headquarters on April 21, 2025. The long-term lease we held at the Ameriprise Financial Center, a 959,000 square foot building we previously occupied, expired on October 31, 2025. Generally, we lease the premises we occupy in other locations, including the 38,000 square foot executive offices that we lease in New York City and branch offices for our employee advisors throughout the U.S.

Our other principal leases are in the following locations:

- Columbia Threadneedle occupies 82,000 square feet of offices in Boston. Columbia Threadneedle also leases approximately 74,000 square feet of shared buildings in London (as well as additional locations in Swindon, U.K., Dorking, U.K. and Edinburgh, U.K.), approximately 39,000 square feet of a shared building in New York and also leases property in a number of other cities to support its global operations.
- Las Vegas, Nevada (supporting aspects of our Advice & Wealth Management businesses) and Gurugram and Noida, India (supporting our broader business in the U.S. and globally). We also opened a new support office in Hyderabad, India in early 2025.
- We also occupy a Charlotte, North Carolina location in a 53,000 square feet space that we lease for corporate and business support.

We believe that the facilities owned or occupied by our company suit our needs and are well maintained.

Item 3. Legal Proceedings

For a discussion of material legal proceedings, see Note 26 to our Consolidated Financial Statements included in Part II, Item 8 of this Annual Report on Form 10-K, which is incorporated herein by reference.

Item 4. Mine Safety Disclosures

Not applicable.

Ameriprise Financial, Inc.

PART II.

Item 5. Market for Registrant’s Common Equity, Related Stockholder Matters and Issuer Purchases of Equity Securities

Our common stock trades principally on The New York Stock Exchange under the trading symbol AMP. As of February 6, 2026, we had approximately 10,465 common shareholders of record. Information regarding our equity compensation plans can be found in Part III, Item 12 of this Annual Report on Form 10-K. Information comparing the cumulative total shareholder return on our common stock to the cumulative total return for certain indices is set forth under the heading “Performance Graph” provided in our 2025 Annual Report to Shareholders and is furnished herewith.

We are primarily a holding company and, as a result, our ability to pay dividends in the future will depend on receiving dividends from our subsidiaries. For information regarding our ability to pay dividends, see the information set forth under the heading “Management’s Discussion and Analysis of Financial Condition and Results of Operations — Liquidity and Capital Resources” contained in Part II, Item 7 of this Annual Report on Form 10-K.

Share Repurchases

The following table presents the information with respect to purchases made by or on behalf of Ameriprise Financial, Inc. or any “affiliated purchaser” (as defined in Rule 10b-18(a)(3) under the Exchange Act), of our common stock during the fourth quarter of 2025:

Period	(a) Total Number of Shares Purchased	(b) Average Price Paid Per Share	(c) Total Number of Shares Purchased as part of Publicly Announced Plans or Programs ⁽¹⁾	(d) Approximate Dollar Value of Shares that May Yet Be Purchased Under the Plans or Programs ⁽¹⁾
October 1, 2025 to October 31, 2025				
Share repurchase program ⁽¹⁾	286,271	\$ 485.73	286,271	\$ 3,371,951,866
Employee transactions ⁽²⁾	504	\$ 475.52	N/A	N/A
November 1, 2025 to November 30, 2025				
Share repurchase program ⁽¹⁾	703,992	\$ 459.36	703,992	\$ 3,048,564,577
Employee transactions ⁽²⁾	4,690	\$ 456.88	N/A	N/A
December 1, 2025 to December 31, 2025				
Share repurchase program ⁽¹⁾	890,318	\$ 488.31	890,318	\$ 2,613,814,046
Employee transactions ⁽²⁾	12,574	\$ 487.39	N/A	N/A
Totals				
Share repurchase program ⁽¹⁾	1,880,581	\$ 477.08	1,880,581	
Employee transactions ⁽²⁾	17,768	\$ 479.00	N/A	
	1,898,349		1,880,581	

N/A Not applicable.

⁽¹⁾ On July 24, 2023, our Board of Directors authorized \$3.5 billion for the repurchase of our common stock through September 30, 2025, which was exhausted during the second quarter of 2025. On April 22, 2025, our Board of Directors authorized \$4.5 billion for the repurchase of our common stock through June 30, 2027. The share repurchase program does not require the purchase of any minimum number of shares, and depending on market conditions and other factors, these purchases may be commenced or suspended at any time without prior notice. Acquisitions under the share repurchase program may be made in the open market, through privately negotiated transactions or block trades or other means.

⁽²⁾ Includes restricted shares withheld pursuant to the terms of awards under the Company’s share-based compensation plans to offset tax withholding obligations that occur upon vesting and release of restricted shares. The value of the restricted shares withheld is the closing price of common stock of Ameriprise Financial, Inc. on the date the relevant transaction occurs. Also includes shares withheld pursuant to the net settlement of Non-Qualified Stock Option (“NQSO”) exercises to offset tax withholding obligations that occur upon exercise and to cover the strike price of the NQSO. The value of the shares withheld pursuant to the net settlement of NQSO exercises is the closing price of common stock of Ameriprise Financial, Inc. on the day prior to the date the relevant transaction occurs.

Item 6. [Reserved]

Ameriprise Financial, Inc.**Item 7. Management’s Discussion and Analysis of Financial Condition and Results of Operations**

The following discussion and analysis of our consolidated financial condition and results of operations should be read in conjunction with the “Forward-Looking Statements,” our Consolidated Financial Statements and Notes that follow and the “Risk Factors” included in our Annual Report on Form 10-K. References to “Ameriprise Financial,” “Ameriprise,” the “Company,” “we,” “us,” and “our” refer to Ameriprise Financial, Inc. exclusively, to our entire family of companies, or to one or more of our subsidiaries.

Overview

Ameriprise Financial is a diversified financial services company with a more than 130-year history of providing financial solutions. We are a long-standing leader in financial planning and advice with \$1.7 trillion in assets under management, administration, and advisement as of December 31, 2025. We offer a broad range of products and services designed to achieve individual and institutional clients’ financial objectives. For additional discussion of our businesses, see Part I, Item 1 of this Annual Report on Form 10-K.

The products and services we provide retail clients and, to a lesser extent, institutional clients, are the primary source of our revenues and net income. Revenues and net income are significantly affected by investment performance and the total value and composition of assets we manage and administer for our retail and institutional clients as well as the distribution fees we receive from other companies. These factors, in turn, are largely determined by overall investment market performance and the depth and breadth of our individual client relationships.

We operate our business in the broader context of the macroeconomic forces around us, including the global and U.S. economies, changes in interest and inflation rates, financial market volatility, fluctuations in foreign exchange rates, geopolitical strain, pandemics, the competitive environment, client and customer activities and preferences, and the various regulatory and legislative developments. Financial markets and macroeconomic conditions have had and will continue to have a significant impact on our operating and performance results. In addition, the business, political and regulatory environments in which we operate are subject to elevated uncertainty and substantial, frequent change. Accordingly, we expect to continue focusing on our key strategic objectives and obtaining operational and strategic leverage from our core capabilities. The success of these and other strategies may be affected by the factors discussed in Item 1A of this Annual Report on Form 10-K - “Risk Factors” - and other factors as discussed herein.

Equity price, credit market and interest rate fluctuations can have a significant impact on our results of operations, primarily due to the effects they have on the asset management and other asset-based fees we earn, the values of market risk benefits and embedded derivatives associated with our variable annuities and the values of derivatives held to hedge these benefits and the “spread” income generated on our deposit products, fixed insurance, the fixed portion of variable annuities and variable insurance contracts and fixed deferred annuities. We have been operating in a historically low interest rate environment but have recently experienced a substantial increase in rates with uncertainty about where rates will go in the future. A higher (lower) interest rate environment may result in decreases (increases) to our long-duration contract reserves, which may impact our adjusted operating earnings after tax. For additional discussion on our interest rate risk, see Item 7A. “Quantitative and Qualitative Disclosures About Market Risk.”

In the third quarter, we conducted our annual review of life insurance, annuity and long term care (“LTC”) valuation assumptions relative to current experience and management expectations including modeling changes. These annual assumption updates, including model changes, are collectively referred to as unlocking throughout this document. See our Consolidated and Segment Results of Operations sections for the pretax impacts on our revenues and expenses attributable to unlocking.

The following discussion includes a comparison of our 2025 and 2024 results. For a discussion and comparison of results for 2024 and 2023, see Item 7, Management’s Discussion and Analysis of Financial Condition and Results of Operations, of our [Annual Report on Form 10-K for the year ended December 31, 2024](#), which was filed with the SEC on February 20, 2025.

We consolidate certain variable interest entities for which we provide asset management services. These entities are defined as consolidated investment entities (“CIEs”). While the consolidation of the CIEs impacts our balance sheet and income statement, our exposure to these entities is unchanged and there is no impact to the underlying business results. For further information on CIEs, see Note 5 to our Consolidated Financial Statements. The results of operations of the CIEs are reflected in the Corporate & Other segment. On a consolidated basis, the management fees we earn for the services we provide to the CIEs and the related general and administrative expenses are eliminated and the changes in fair value of assets and liabilities related to the CIEs, primarily syndicated loans and debt, are reflected in Net investment income. We include the fees from these entities in the Management and financial advice fees line within our Asset Management segment.

While our Consolidated Financial Statements are prepared in accordance with U.S. generally accepted accounting principles (“GAAP”), management believes that adjusted operating measures, which exclude net realized investment gains or losses, net of the reinsurance accrual; the market impact on non-traditional long-duration products (including variable and fixed deferred annuity contracts and universal life (“UL”) insurance contracts), net of hedges and the reinsurance accrual; mean reversion related impacts (the impact on variable annuity and variable universal life (“VUL”) products for the difference between assumed and updated separate account investment performance on the reinsurance accrual and additional insurance benefit reserves); the market impact of hedges to offset interest rate and currency changes on unrealized gains or losses for certain investments; block transfer reinsurance transaction impacts; gain or loss on disposal of a business that is not considered discontinued operations; integration and restructuring charges;

Ameriprise Financial, Inc.

income (loss) from discontinued operations; and the impact of consolidating CIEs, best reflect the underlying performance of our core operations and facilitate a more meaningful trend analysis.

The market impact on non-traditional long-duration products includes changes in market risk benefits and embedded derivative values caused by changes in financial market conditions, net of changes in economic hedge values and unhedged items including the difference between assumed and actual underlying separate account investment performance, fixed income credit exposures, transaction costs and certain policyholder contract elections. The market impact also includes certain valuation adjustments made in accordance with FASB Accounting Standards Codification 820, *Fair Value Measurements and Disclosures*, including the impact on embedded derivative values of discounting projected benefits to reflect a current estimate of our life insurance subsidiaries' nonperformance spread.

Management uses these non-GAAP measures to evaluate our financial performance on a basis comparable to that used by some securities analysts and investors. Also, certain of these non-GAAP measures are taken into consideration, to varying degrees, for purposes of business planning and analysis and for certain compensation-related matters. Throughout our Management's Discussion and Analysis, these non-GAAP measures are referred to as adjusted operating measures. These non-GAAP measures should not be viewed as a substitute for U.S. GAAP measures.

It is management's priority to increase shareholder value over a multi-year horizon by achieving our on-average, over-time financial targets.

Our financial targets are:

- Adjusted operating earnings per diluted share growth of 12% to 15%, and
- Adjusted operating return on equity of over 30%.

The following table reconciles our GAAP measures to adjusted operating measures:

	Years Ended December 31,		Per Diluted Share	
	Years Ended December 31,		Years Ended December 31,	
	2025	2024	2025	2024
	(in millions, except per share amounts)			
Net income	\$ 3,563	\$ 3,401	\$ 36.28	\$ 33.05
Less Adjustments:				
Net realized investment gains (losses) ⁽¹⁾	(8)	(21)	(0.08)	(0.20)
Market impact on non-traditional long-duration products ⁽¹⁾	(366)	(153)	(3.73)	(1.49)
Mean reversion related impacts ⁽¹⁾	1	1	0.01	0.01
Net income (loss) attributable to CIEs	—	3	—	0.03
Tax effect of adjustments ⁽²⁾	78	36	0.79	0.35
Adjusted operating earnings	<u>\$ 3,858</u>	<u>\$ 3,535</u>	<u>\$ 39.29</u>	<u>\$ 34.35</u>
Weighted average common shares outstanding:				
Basic	96.7	101.0		
Diluted	98.2	102.9		

⁽¹⁾ Pretax adjusted operating adjustments.

⁽²⁾ Calculated using the statutory tax rate of 21%.

Ameriprise Financial, Inc.

The following table reconciles net income to adjusted operating earnings and the five-point average of quarter-end equity to adjusted operating equity:

	Years Ended December 31,	
	2025	2024
	(in millions)	
Net income	\$ 3,563	\$ 3,401
Less: Adjustments ⁽¹⁾	(295)	(134)
Adjusted operating earnings	<u>\$ 3,858</u>	<u>\$ 3,535</u>
Total Ameriprise Financial, Inc. shareholders' equity	\$ 5,948	\$ 5,109
Less: AOCI, net of tax	(1,305)	(1,739)
Total Ameriprise Financial, Inc. shareholders' equity, excluding AOCI	7,253	6,848
Less: Equity impacts attributable to CIEs	—	(3)
Adjusted operating equity	<u>\$ 7,253</u>	<u>\$ 6,851</u>
Return on equity, excluding AOCI	49.1 %	49.7 %
Adjusted operating return on equity, excluding AOCI ⁽²⁾	53.2 %	51.6 %

⁽¹⁾ Adjustments reflect the sum of after-tax net realized investment gains or losses, net of the reinsurance accrual; the market impact on non-traditional long-duration products (including variable and fixed deferred annuity contracts and UL insurance contracts), net of hedges and the reinsurance accrual; mean reversion related impacts; the market impact of hedges to offset interest rate and currency changes on unrealized gains or losses for certain investments; block transfer reinsurance transaction impacts; gain or loss on disposal of a business that is not considered discontinued operations; integration and restructuring charges; income (loss) from discontinued operations; and net income (loss) from consolidated investment entities. After-tax is calculated using the statutory tax rate of 21%.

⁽²⁾ Adjusted operating return on equity, excluding accumulated other comprehensive income ("AOCI") is calculated using adjusted operating earnings in the numerator and Ameriprise Financial shareholders' equity, excluding AOCI and the impact of consolidating investment entities using a five-point average of quarter-end equity in the denominator. After-tax is calculated using the statutory rate of 21%.

Critical Accounting Estimates

The accounting and reporting policies that we use affect our Consolidated Financial Statements. Certain of our accounting and reporting policies are critical to an understanding of our consolidated results of operations and financial condition and, in some cases, the application of these policies can be significantly affected by the estimates, judgments and assumptions made by management during the preparation of our Consolidated Financial Statements. The accounting and reporting policies and estimates we have identified as fundamental to a full understanding of our consolidated results of operations and financial condition are described below. See Note 2 to our Consolidated Financial Statements for further information about our accounting policies.

Valuation of Investments

The most significant component of our investments is our Available-for-Sale securities, which we carry at fair value within our Consolidated Balance Sheets. See Note 16 to our Consolidated Financial Statements for discussion of the fair value of our Available-for-Sale securities. Financial markets are subject to significant movements in valuation and liquidity, which can impact our ability to liquidate and the selling price that can be realized for our securities and increases the use of judgment in determining the estimated fair value of certain investments. We are unable to predict impacts and determine sensitivities in reported amounts reflecting such market movements on our aggregate Available-for-Sale portfolio. Changes to these assumptions do not occur in isolation and it is impracticable to predict such impacts at the individual security unit of measure which are predominately Level 2 fair value and based on observable inputs.

Market Risk Benefits

Market risk benefits are contracts or contract features that both provide protection to the contractholder from other-than-nominal capital market risk and expose us to other-than-nominal capital market risk. Market risk benefits include certain contract features on variable annuity products that provide minimum guarantees to policyholders. Guarantees accounted for as market risk benefits include guaranteed minimum death benefit ("GMDB"), guaranteed minimum income benefit ("GMIB"), guaranteed minimum withdrawal benefit ("GMWB") and guaranteed minimum accumulation benefit ("GMAB").

Variable Annuities

We have approximately \$91 billion of variable annuity account value that has been issued over a period of more than fifty years. The diversified variable annuity block consists of \$49 billion of account value with no living benefit guarantees and \$42 billion of account value with living benefit guarantees, primarily GMWB provisions. The business is predominately issued through the *Ameriprise Financial*[®] advisor network. The majority of the variable annuity contracts currently offered by us contain GMDB provisions. We also previously offered contracts containing GMWB, GMAB or GMIB provisions. See Note 13 to our Consolidated Financial Statements for further discussion of our variable annuity contracts.

Ameriprise Financial, Inc.

In determining the assets or liabilities for market risk benefits, we project these benefits and contract assessments using actuarial models to simulate various equity market scenarios. Significant assumptions made in projecting future benefits and assessments relate to customer asset value growth rates, mortality, surrenders (also referred to as persistency), benefit utilization and investment margins. Management reviews, and where appropriate, adjusts its assumptions each quarter. Unless management identifies a material deviation over the course of quarterly monitoring, management reviews and updates these assumptions annually in the third quarter of each year.

In addition, the valuation of market risk benefits is impacted by an estimate of our nonperformance risk adjustment. This estimate includes a spread over the U.S. Treasury curve as of the balance sheet date. As our estimate of this spread widens or tightens, the liability will decrease or increase, respectively. The change in fair value due to changes in our nonperformance risk is recorded in other comprehensive income.

Regarding the exposure to variable annuity living benefit guarantees, changes to reserves due to behavioral risk are driven by changes in policyholder surrenders and utilization of guaranteed withdrawal benefits. We have extensive experience studies and analysis to monitor changes and trends in policyholder behavior. A significant volume of company-specific policyholder experience data is available and provides management with the ability to regularly analyze policyholder behavior. On a monthly basis, actual surrender and benefit utilization experience is compared to expectations. Experience data includes detailed policy information providing the opportunity to review impacts of multiple variables. The ability to analyze differences in experience, such as presence of a living benefit rider, existence of surrender charges, and tax qualifications provide us an effective approach in detecting changes in policyholder behavior.

At least annually, we perform a thorough policyholder behavior analysis to validate the assumptions included in our market risk benefit reserves. The variable annuity assumptions and resulting reserve computations reflect multiple policyholder variables. Differentiation in assumptions by policyholder age, existence of surrender charges, guaranteed withdrawal utilization, and tax qualification are examples of factors recognized in establishing management's assumptions used in market risk benefit calculations. The extensive data derived from our variable annuity block informs management in confirming previous assumptions and revising the variable annuity behavior assumptions. Changes in assumptions are governed by a review and approval process to ensure an appropriate measurement of all impacted financial statement balances. Changes in these assumptions can be offsetting and we are unable to predict their movement, sensitivities in reported amounts, offsetting impacts, or future impacts to the Consolidated Financial Statements over time or in any given future period.

Future Policy Benefits and Claims

We establish reserves to cover the benefits associated with non-traditional and traditional long-duration products. Non-traditional long-duration products include variable and structured variable annuity contracts, fixed annuity contracts and UL and VUL policies. Traditional long-duration products include term life insurance, whole life insurance, disability income ("DI") and LTC insurance and life contingent payout annuity products. UL and VUL policies with product features that result in profits followed by losses are accounted for as insurance liabilities. The portion of structured variable annuities, indexed annuities and indexed universal life ("IUL") policies allocated to the indexed account is accounted for as an embedded derivative.

The establishment of reserves is an estimation process using a variety of methods, assumptions and data elements. If actual experience is better than or equal to the results of the estimation process, then reserves should be adequate to provide for future benefits and expenses. If actual experience is worse than the results of the estimation process, additional reserves may be required.

Non-Traditional Long-Duration Products, including Embedded Derivatives

UL and VUL

A portion of our UL and VUL policies have product features that result in profits followed by losses from the insurance component of the contract. These profits followed by losses can be generated by the cost structure of the product or secondary guarantees in the contract. The secondary guarantee ensures that, subject to specified conditions, the policy will not terminate and will continue to provide a death benefit even if there is insufficient policy value to cover the monthly deductions and charges. The liability for these future losses is determined at the reporting date using actuarial models to estimate the death benefits in excess of account value and recognizing the excess over the estimated life based on expected assessments (e.g. cost of insurance charges, contractual administrative charges, similar fees and investment margin). Significant assumptions made in projecting future benefits and assessments relate to client asset value growth rates, mortality, persistency and investment margins. Changes in these assumptions can be offsetting and we are unable to predict their movement, sensitivities in reported amounts, offsetting impacts, or future impacts to the Consolidated Financial Statements over time or in any given future period. See Note 11 to our Consolidated Financial Statements for information regarding the liability for contracts with secondary guarantees.

Embedded Derivatives

The fair value of embedded derivatives related to structured variable annuities, indexed annuities and IUL fluctuates based on equity markets and interest rates and is reported within our total liabilities. In addition, the valuation of embedded derivatives is impacted by an estimate of our nonperformance risk adjustment. This estimate includes a spread over the U.S. Treasury curve as of the balance sheet date. As our estimate of this spread widens or tightens, the liability will decrease or increase, respectively.

See Note 16 to our Consolidated Financial Statements for information regarding the fair value measurement of embedded derivatives.

Ameriprise Financial, Inc.*Traditional Long-Duration Products*

The liability for future policy benefits for traditional long-duration products include cash flows related to unpaid amounts on reported claims, estimates of benefits payable on claims incurred but not yet reported and estimates of benefits that will become payable on term life, whole life, DI and LTC insurance and life contingent payout annuity policies as claims are incurred in the future. A liability for future policy benefits, which is the present value of estimated future policy benefits to be paid to or on behalf of policyholders and certain related expenses less the present value of estimated future net premiums to be collected from policyholders, is accrued as premium revenue is recognized. Expected insurance benefits are accrued over the life of the contract in proportion to premium revenue recognized (referred to as the net premium approach). The net premium ratio reflects cash flows from contract inception to contract termination (i.e., through the claim paying period) and cannot exceed 100%.

The liability for future policy benefits is updated for actual experience at least on an annual basis and concurrent with changes to cash flow assumptions. When net premiums are updated for cash flow changes, the estimated cash flows over the entire life of a group of contracts are updated using historical experience and updated future cash flow assumptions. Changes in these assumptions can be offsetting and we are unable to predict their movement, sensitivities in reported amounts, offsetting impacts, or future impacts to the Consolidated Financial Statements over time or in any given future period.

The cash flows used in the calculation are discounted using the forward rate curve on the original contract issue date. The discount rate represents an upper-medium-grade (i.e., low credit risk) fixed-income instrument yield (i.e., an A rating) that reflects the duration characteristics of the liability.

Derivative Instruments and Hedging Activities

We use derivative instruments to manage our exposure to various market risks. All derivatives are recorded at fair value. The fair value of our derivative instruments is determined using either market quotes or valuation models that are based upon the net present value of estimated future cash flows and incorporate current market observable inputs to the extent available. We are unable to predict impacts and determine sensitivities in reported amounts reflecting such market movements on our aggregate derivative portfolio. Changes to assumptions do not occur in isolation and it is impracticable to predict such impacts at the individual security unit of measure which are predominately Level 2 fair value and based on observable inputs.

For further details on the types of derivatives we use and how we account for them, see Note 2, Note 16 and Note 18 to our Consolidated Financial Statements. For discussion of our market risk exposures and hedging program and related sensitivity testing, see Item 7A. "Quantitative and Qualitative Disclosures About Market Risk."

Recent Accounting Pronouncements

For information regarding recent accounting pronouncements and their expected impact on our future consolidated results of operations and financial condition, see Note 3 to our Consolidated Financial Statements.

Sources of Revenues and Expenses*Management and Financial Advice Fees*

Management and financial advice fees relate primarily to fees earned from managing mutual funds, private funds, separate account and wrap account assets and institutional investments, as well as fees earned from providing financial advice, administrative services (including transfer agent and administration fees earned from providing services to retail mutual funds) and other custodial services. Management and financial advice fees include performance-based incentive management fees, which we may receive on certain management contracts. Management and financial advice fees also include mortality and expense risk fees.

Distribution Fees

Distribution fees primarily include point-of-sale fees (such as mutual fund front-end sales loads) and asset-based fees (such as 12b-1 distribution and shareholder service fees). Distribution fees also include amounts received under marketing support arrangements for sales of mutual funds and other companies' products, such as through our wrap accounts, as well as surrender charges on annuities and UL and VUL insurance. Distribution fees also include revenue for placing clients' deposits in its brokerage sweep program with third-party banks as well as revenue from brokerage clients for the execution of requested trades.

Net Investment Income

Net investment income primarily includes interest income on fixed maturity securities classified as Available-for-Sale, mortgage loans, policy loans, margin loans, pledged asset lines of credit, other investments, cash and cash equivalents and investments of CIEs; the changes in fair value of trading securities, certain derivatives and certain assets and liabilities of CIEs; the pro rata share of net income or loss on equity method investments; realized gains and losses on the sale of investments; and changes for the allowance for credit losses.

Premiums, Policy and Contract Charges

Premiums include premiums on traditional life, DI and LTC insurance and payout annuities with a life contingent feature and are net of reinsurance premiums. Policy and contract charges include variable annuity rider charges and UL and VUL insurance charges,

Ameriprise Financial, Inc.

which consist of cost of insurance charges (net of reinsurance premiums and cost of reinsurance for UL and VUL insurance products) and administrative charges.

Other Revenues

Other revenues primarily include the accretion on the fixed annuities reinsurance deposit receivables and other miscellaneous revenues.

Banking and Deposit Interest Expense

Banking and deposit interest expense primarily includes interest expense related to investment certificates and banking deposits.

Distribution Expenses

Distribution expenses primarily include compensation paid to our financial advisors, registered representatives, third-party distributors and wholesalers. The portion of these costs which are incremental and direct to the acquisition of a new or renewal insurance policy or annuity contract issued by the RiverSource Life companies are deferred. The amounts capitalized and amortized are based on actual distribution costs. The majority of these costs, such as advisor and wholesaler compensation, vary directly with the level of sales. Distribution expenses also include marketing support and other distribution and administration related payments made to affiliated and unaffiliated distributors of products provided by our affiliates. The majority of these expenses vary with the level of sales, or assets held, by these distributors, and the remainder is fixed. Distribution expenses also include wholesaling costs.

Interest Credited to Fixed Accounts

Interest credited to fixed accounts represents amounts earned by contractholders and policyholders on fixed account values associated with UL and VUL insurance and annuity contracts. The changes in fair value of fixed deferred indexed annuity and IUL embedded derivatives and the derivatives hedging these products are also included within Interest credited to fixed accounts.

Benefits, Claims, Losses and Settlement Expenses

Benefits, claims, losses and settlement expenses consist of amounts paid and changes in liabilities held for anticipated future benefit payments under insurance policies and annuity contracts, along with costs to process and pay such amounts. Amounts are net of benefit payments recovered or expected to be recovered under reinsurance contracts. Benefits, claims, losses and settlement expenses exclude the impact of remeasurement of future policy benefit reserves, which is separately presented. The changes in fair value of structured variable annuity embedded derivatives and the derivatives hedging this benefit, as well as the amortization of DSIC are also included in Benefits, claims, losses and settlement expenses.

Remeasurement (Gains) Losses of Future Policy Benefit Reserves

Remeasurement (gains) losses of future policy benefit reserves represents changes to the net premium ratio for actual versus expected experience and updates to cash flow assumptions used to measure traditional long-duration and limited-payment insurance contracts.

Change in Fair Value of Market Risk Benefits

Change in fair value of market risk benefits includes the change in fair value of GMDB, GMIB, GMWB and GMAB as well as the changes in fair value of derivatives hedging these market risk benefits. Changes in fair value of market risk benefits are recognized in net income each period with the exception of the portion of the change in fair value due to a change in the instrument-specific credit risk, which is recognized in other comprehensive income ("OCI").

Amortization of DAC

Direct sales commissions and other costs capitalized as DAC are amortized over time. DAC are amortized on a constant-level basis for the grouped contracts over the expected contract term to approximate straight-line amortization.

Interest and Debt Expense

Interest and debt expense primarily includes interest on corporate debt and CIE debt, the impact of interest rate hedging activities and amortization of debt issuance costs.

General and Administrative Expense

General and administrative expense includes compensation, share-based awards and other benefits for employees (other than employees directly related to distribution, such as financial advisors), professional and consultant fees, information technology, facilities and equipment, advertising and promotion, legal and regulatory and corporate related expenses.

Ameriprise Financial, Inc.
Economic Environment

Global equity market conditions and fluctuations affect our results of operations and financial condition. The following table presents relevant market indices:

	Years Ended December 31,		Change
	2025	2024	
S&P 500			
Daily average	6,211	5,428	14%
Period end	6,846	5,882	16%
Weighted Equity Index (“WEI”) ⁽¹⁾			
Daily average	3,920	3,456	13%
Period end	4,317	3,676	17%

⁽¹⁾ Weighted Equity Index is an Ameriprise calculated proxy for equity market movements calculated using a weighted average of the S&P 500, Russell 2000, Russell Midcap and MSCI EAFE indices based on North America distributed equity assets.

See our segment results of operations discussion below for additional information on how changes in the economic environment have impacted and may continue to impact our results. For further information regarding the impact of the economic environment on our results of operations and financial condition, and potentially material effects, see Part 1 - Item 1A “Risk Factors” of this Annual Report on Form 10-K.

Assets Under Management, Administration, and Advisement

Assets under management (“AUM”) include external client assets for which we provide investment management services, such as the assets of the Columbia Threadneedle Investments funds, institutional clients and clients in our advisor platform held in wrap accounts as well as assets managed by sub-advisors selected by us. AUM also include certain assets on our Consolidated Balance Sheets for which we provide investment management services and recognize management fees in our Asset Management segment, such as the assets of the general account and the variable product funds held in the separate accounts of our life insurance subsidiaries and CIEs.

Assets under administration include assets for which we provide administrative services such as client assets invested in other companies’ products that we offer outside of our wrap accounts. These assets include those held in clients’ brokerage accounts. We generally record revenues received from administered assets as distribution fees. We do not exercise management discretion over these assets and do not earn a management fee. These assets are not reported on our Consolidated Balance Sheets. Assets under administration also include certain assets on our Consolidated Balance Sheets for which we do not provide investment management services and do not recognize management fees, such as investments in non-affiliated funds held in the separate accounts of our life insurance subsidiaries.

Assets under advisement includes assets for which we provide advisory services such as model portfolios but do not have full discretionary investment authority.

The following table presents detail regarding our Assets Under Management, Administration, and Advisement:

	December 31,		Change	
	2025	2024		
	(in billions)			
Assets Under Management, Administration, and Advisement				
Advice & Wealth Management AUM	\$ 666.4	\$ 570.1	\$ 96.3	17 %
Asset Management AUM	678.1	644.9	33.2	5
Corporate AUM	0.9	0.6	0.3	50
Eliminations	(47.6)	(44.8)	(2.8)	(6)
Total Assets Under Management	1,297.8	1,170.8	127.0	11
Total Assets Under Administration	355.6	317.2	38.4	12
Total Assets Under Advisement (net of eliminations)	40.8	34.0	6.8	20
Total Assets Under Management, Administration, and Advisement	\$ 1,694.2	\$ 1,522.0	\$ 172.2	11 %

Total AUM increased \$127.0 billion, or 11%, to \$1.3 trillion as of December 31, 2025 compared to \$1.2 trillion as of December 31, 2024 due to a \$96.3 billion increase in Advice & Wealth Management AUM driven by market appreciation and wrap account net inflows and an \$33.2 billion increase in Asset Management AUM primarily driven by market appreciation and a favorable foreign exchange impact, partially offset by net outflows. Total Asset Under Administration increased \$38.4 billion, or 12%, to \$355.6 billion as of December 31, 2025 compared to the prior year primarily driven by equity market appreciation and a continued increase in third-party money market funds. Total Assets Under Advisement increased \$6.8 billion, or 20%, to \$40.8 billion as December 31, 2025 due to market appreciation and net inflows. See our segment results of operations discussion for additional information on changes in our AUM.

Ameriprise Financial, Inc.
Consolidated Results of Operations
Year Ended December 31, 2025 Compared to Year Ended December 31, 2024

The following table presents our consolidated results of operations:

	Years Ended December 31,		Change	
	2025	2024		
	(in millions)			
Revenues				
Management and financial advice fees	\$ 11,109	\$ 10,143	\$ 966	10 %
Distribution fees	2,117	2,060	57	3
Net investment income	3,570	3,648	(78)	(2)
Premiums, policy and contract charges	1,587	1,559	28	2
Other revenues	528	516	12	2
Total revenues	18,911	17,926	985	5
Banking and deposit interest expense	431	662	(231)	(35)
Total net revenues	18,480	17,264	1,216	7
Expenses				
Distribution expenses	6,741	6,024	717	12
Interest credited to fixed accounts	475	616	(141)	(23)
Benefits, claims, losses and settlement expenses	1,303	1,299	4	—
Remeasurement (gains) losses of future policy benefit reserves	10	(44)	54	NM
Change in fair value of market risk benefits	1,004	628	376	60
Amortization of deferred acquisition costs	242	242	—	—
Interest and debt expense	326	329	(3)	(1)
General and administrative expense	3,875	3,903	(28)	(1)
Total benefits and expenses	13,976	12,997	979	8
Pretax income	4,504	4,267	237	6
Income tax provision	941	866	75	9
Net income	\$ 3,563	\$ 3,401	\$ 162	5 %

NM Not Meaningful - variance equal to or greater than 100%.

Overall

Pretax income increased \$237 million, or 6%, for 2025 compared to the prior year. The following impacts were significant drivers of the year-over-year change in pretax income:

- The favorable impact from the cumulative impact of wrap net inflows and improved transactional activity.
- A favorable impact from higher average equity markets compared to the prior year. Our average WEI, which is a proxy for equity movements on AUM, increased 13% in 2025 compared to the prior year.
- The favorable impact of unlocking was \$22 million for 2025 compared to an unfavorable impact of \$77 million for the prior year.
- The market impact on non-traditional long-duration products, net of hedges was an expense of \$366 million for 2025 compared to an expense of \$153 million for the prior year.
- The unfavorable impact from the cumulative impact of Asset Management net outflows.

Ameriprise Financial, Inc.

The following table presents the total pretax impacts on our revenues and expenses attributable to unlocking, for the years ended December 31:

Pretax Increase (Decrease)	2025	2024
	(in millions)	
Premiums, policy and contract charges	\$ 118	\$ (4)
Other revenues	3	—
Total revenues	121	(4)
Interest credited to fixed accounts	(21)	(10)
Benefits, claims, losses and settlement expenses	16	(4)
Remeasurement (gains) losses of future policy benefit reserves:		
LTC unlocking	26	4
Unlocking impact, excluding LTC	(10)	(24)
Total remeasurement (gains) losses of future policy benefit reserves	16	(20)
Change in fair value of market risk benefits	88	107
Total benefits and expenses	99	73
Pretax income (loss) ⁽¹⁾	\$ 22	\$ (77)

⁽¹⁾ Includes a \$28 million net benefit for 2025 and a \$17 million net benefit for 2024 primarily related to the market impact on IUL benefits, which are excluded from adjusted operating earnings. Refer to Results of Operations by Segment for the impact to pretax adjusted operating earnings attributable to unlocking.

The primary drivers of the unlocking impact for 2025 included net unfavorable changes to variable annuity surrender and utilization assumptions, net unfavorable changes in LTC morbidity and mortality assumptions, favorable claims incidence rates on disability insurance, and net favorable model changes primarily related to cost of reinsurance and index credits associated with non-traditional insurance products. In the prior year, the primary driver of the unlocking impact was lowered surrender assumptions on variable annuities with living benefits resulting in an expense, partially offset by the updated claims incident rates on disability insurance.

Net Revenues

Management and financial advice fees increased \$966 million, or 10%, for 2025 compared to the prior year primarily reflecting market appreciation and continued wrap account net inflows as well as higher performance fees, partially offset by the cumulative impact of Asset Management and variable annuity net outflows.

Distribution fees increased \$57 million, or 3%, for 2025 compared to the prior year primarily due to market appreciation and higher transactional activity, partially offset by \$52 million of lower fees on off-balance sheet brokerage cash.

Net investment income decreased \$78 million, or 2%, for 2025 compared to the prior year primarily reflecting lower average invested assets supporting certificates and the unfavorable impact of declining investment portfolio yields, partially offset by the favorable impact of growth in structured variable annuities (“SVA”) products.

Banking and deposit interest expense decreased \$231 million, or 35%, for 2025 compared to the prior year primarily reflecting lower certificate balances and lower average crediting rates on both certificates and Ameriprise Bank, FSB (“Ameriprise Bank”) cash deposits.

Expenses

Distribution expenses increased \$717 million, or 12%, for 2025 compared to the prior year primarily reflecting higher advisor compensation from higher average wrap account assets and increased transactional activity, as well as investments in recruiting experienced advisors, partially offset by the cumulative impact of Asset Management net outflows.

Interest credited to fixed accounts decreased \$141 million, or 23%, for 2025 compared to the prior year primarily reflecting the following items:

- A \$121 million decrease in expense from other market impacts on IUL benefits, net of hedges, which was a benefit of \$109 million for 2025 compared to an expense of \$12 million for the prior year. The decrease in expense was primarily due to an increase in the IUL embedded derivative in the prior year, which reflected higher option costs due to a higher starting option budget and new money rate.
- A \$13 million decrease in expense from the unhedged nonperformance credit spread risk adjustment on IUL benefits. The unfavorable impact of the nonperformance credit spread was \$6 million for 2025 compared to an unfavorable impact of \$19 million for the prior year.

Benefits, claims, losses and settlement expenses increased \$4 million for 2025 compared to the prior year primarily reflecting a \$21 million increase in expense from market impacts on SVA embedded derivative, net of hedging activity. This increase was the result of

Ameriprise Financial, Inc.

a favorable \$147 million change in the market impact on derivatives hedging the SVA embedded derivative and an unfavorable \$168 million change in the market impact on the SVA embedded derivative. This increase also reflects the impact of increased volume in SVAs, partially offset by the impact of lower sales of life contingent payout annuities.

Remeasurement (gains) losses of future policy benefit reserves increased \$54 million for 2025 compared to the prior year primarily reflecting the unfavorable impact of unlocking in the current period compared to a favorable impact of unlocking for the prior year period.

Change in fair value of market risk benefits increased \$376 million, or 60%, for 2025 compared to the prior year primarily reflecting the following items:

- A \$335 million increase in expense from market impacts on variable annuity guaranteed benefits, net of hedges. This increase was the result of an unfavorable \$1.1 billion change in the market impact on variable annuity guaranteed benefits reserves and a favorable \$810 million change in the market impact on derivatives hedging the variable annuity guaranteed benefits. The main market drivers contributing to these changes are summarized below:
 - Equity market impact on the variable annuity guaranteed benefits liability net of the impact on the corresponding hedge assets resulted in a lower benefit for 2025 compared to the prior year.
 - Interest rate and bond impact on the variable annuity guaranteed benefits liability net of the impact on the corresponding hedge assets resulted in an expense for 2025 compared to a benefit in the prior year.
 - Volatility impact on the variable annuity guaranteed benefits liability net of the impact on the corresponding hedge assets resulted in a lower expense for 2025 compared to the prior year.
 - Other unhedged items, including the difference between the assumed and actual underlying separate account investment performance, transaction costs and various behavioral items, were a lower net expense for 2025 compared to the prior year.

General and administrative expense decreased \$28 million, or 1%, for 2025 compared to the prior year primarily reflecting ongoing benefits from our initiatives to enhance operational efficiency and effectiveness, as well as lower severance expenses, partially offset by higher performance fee compensation, higher volume-related expenses and investments for business growth.

Income Taxes

Our effective tax rate was 20.9% for 2025 compared to 20.3% for the prior year. See Note 24 to our Consolidated Financial Statements for additional discussion on income taxes.

Results of Operations by Segment

Year Ended December 31, 2025 Compared to Year Ended December 31, 2024

Adjusted operating earnings is the measure of segment profit or loss management uses to evaluate segment performance. Adjusted operating earnings should not be viewed as a substitute for GAAP pretax income. We believe the presentation of segment adjusted operating earnings as we measure it for management purposes enhances the understanding of our business by reflecting the underlying performance of our core operations and facilitating a more meaningful trend analysis. See Note 28 to the Consolidated Financial Statements for further information on the presentation of segment results and our definition of adjusted operating earnings.

Ameriprise Financial, Inc.

The following table presents summary financial information by segment:

	Years Ended December 31,	
	2025	2024
(in millions)		
Advice & Wealth Management		
Net revenues	\$ 11,741	\$ 10,780
Expenses	8,330	7,547
Adjusted operating earnings	<u>\$ 3,411</u>	<u>\$ 3,233</u>
Asset Management		
Net revenues	\$ 3,621	\$ 3,515
Expenses	2,605	2,595
Adjusted operating earnings	<u>\$ 1,016</u>	<u>\$ 920</u>
Retirement & Protection Solutions		
Net revenues	\$ 3,955	\$ 3,773
Expenses	3,109	3,047
Adjusted operating earnings	<u>\$ 846</u>	<u>\$ 726</u>
Corporate & Other		
Net revenues	\$ 427	\$ 454
Expenses	823	897
Adjusted operating loss	<u>\$ (396)</u>	<u>\$ (443)</u>

The following table presents the segment pretax adjusted operating impacts on our revenues and expenses attributable to our annual assumption updates, referred to as unlocking, for the years ended December 31:

Segment Pretax Adjusted Operating Increase (Decrease)	2025		2024	
	Retirement & Protection Solutions	Corporate	Retirement & Protection Solutions	Corporate
(in millions)				
Premiums, policy and contract charges	\$ 117	\$ —	\$ (5)	\$ —
Other revenues	—	3	—	—
Total revenues	<u>117</u>	<u>3</u>	<u>(5)</u>	<u>—</u>
Benefits, claims, losses and settlement expenses	16	—	4	—
Remeasurement (gains) losses of future policy benefit reserves:				
LTC unlocking	—	26	—	4
Unlocking, excluding LTC	(10)	—	(24)	—
Total remeasurement (gains) losses of future policy benefit reserves	<u>(10)</u>	<u>26</u>	<u>(24)</u>	<u>4</u>
Change in fair value of market risk benefits	94	—	105	—
Total benefits and expenses	<u>100</u>	<u>26</u>	<u>85</u>	<u>4</u>
Pretax income (loss)	<u>\$ 17</u>	<u>\$ (23)</u>	<u>\$ (90)</u>	<u>\$ (4)</u>

Advice & Wealth Management

The following table presents Advice & Wealth Management total client assets as of December 31:

	2025	2024
	(in billions)	
Wrap assets ⁽¹⁾	\$ 670.4	\$ 573.9
Brokerage and other assets ⁽¹⁾	495.0	455.0
Total client assets	<u>\$ 1,165.4</u>	<u>\$ 1,028.9</u>
⁽¹⁾ Total cash balances (included in the wrap and brokerage and other assets above)	\$ 87.0	\$ 85.4

Total client assets increased \$136.5 billion, or 13%, to \$1.2 trillion compared to a year ago primarily due to market appreciation and client net inflows.

Ameriprise Financial, Inc.

The following table presents the changes in wrap account assets and average balances for the years ended December 31:

	2025	2024
	(in billions)	
Beginning balance	\$ 573.9	\$ 488.2
Net flows	30.9	33.1
Market appreciation (depreciation) and other	65.6	52.6
Ending balance	<u>\$ 670.4</u>	<u>\$ 573.9</u>
Advisory wrap account assets ending balance ⁽¹⁾	\$ 664.4	\$ 568.3
Average advisory wrap account assets ⁽²⁾	\$ 606.2	\$ 528.3

⁽¹⁾ Advisory wrap account assets represent those assets for which clients receive advisory services and are the primary driver of revenue earned on wrap accounts. Clients may hold non-advisory investments in their wrap accounts that do not incur an advisory fee.

⁽²⁾ Average advisory wrap account assets are calculated using an average of the prior period's ending balance and all months in the current period excluding the most recent month for the twelve months ended December 31, 2025 and 2024, which is reflective of our billing cycle.

Wrap account assets increased \$96.5 billion, or 17%, to \$670.4 billion during 2025 primarily due to market appreciation of \$65.6 billion and net inflows of \$30.9 billion. Average advisory wrap account assets increased \$77.9 billion, or 15%, compared to the prior year primarily reflecting market appreciation and continued net inflows.

The following table presents client cash balances as of December 31:

	2025	2024
	(in billions)	
Cash and Certificates Balances		
On-balance sheet - Ameriprise Bank	\$ 23.7	\$ 22.3
On-balance sheet - Ameriprise Certificate Company	8.2	11.2
On-balance sheet - broker dealer	1.9	2.3
Total on-balance sheet	<u>\$ 33.8</u>	<u>\$ 35.8</u>
Off-balance sheet - broker dealer	5.1	5.8
Total cash and certificate balances	<u>\$ 38.9</u>	<u>\$ 41.6</u>
Third party cash products (money market funds and brokered CDs)	48.1	43.8
Total client cash balances	<u>\$ 87.0</u>	<u>\$ 85.4</u>

Ameriprise Bank is continuing its deposit growth trend, with bank deposit balances increasing 6% from the prior year to \$23.7 billion as of December 31, 2025. Ameriprise Certificate Company ("ACC") client deposits decreased \$3.0 billion from the prior year to \$8.2 billion. After a period of strong growth during a rising interest rate environment, ACC has experienced net outflows during the past eight quarters. Third party cash products increased \$4.3 billion to \$48.1 billion driven by an increase of money market funds of \$6.3 billion, partially offset by a decline in brokered CDs.

The following table presents assets supporting Ameriprise Bank deposits and ACC certificates as of December 31:

	Ameriprise Bank		ACC	
	2025	2024	2025	2024
	(in millions)			
Investments				
Fixed and adjustable rate ⁽¹⁾	\$ 18,768	\$ 16,766	\$ 4,630	\$ 6,769
Floating rate ⁽¹⁾	1,771	3,463	3,095	4,253
Total Available-for-Sale securities	20,539	20,229	7,725	11,022
Cash and cash equivalents	2,941	2,537	776	824
Loans and other assets	1,930	1,316	144	150
Total assets supporting deposits or certificates	<u>\$ 25,410</u>	<u>\$ 24,082</u>	<u>\$ 8,645</u>	<u>\$ 11,996</u>

⁽¹⁾ Presented on an amortized cost basis.

- In Ameriprise Bank, assets included \$20.5 billion of Available-for-Sale securities, \$2.9 billion of cash and cash equivalents, and \$1.9 billion of other assets, primarily loans. The Ameriprise Bank investment portfolio securities are mostly rated AA+ and primarily consist of structured assets, of which 9% were floating rate and sensitive to changes in short-term interest rates as of December 31, 2025. We took action to reduce the floating rate allocation from 17% as of December 31, 2024. The duration of Ameriprise Bank investments was 3.8 years as of December 31, 2025 compared to 3.6 years as of December 31, 2024. In 2025, we purchased \$6.8 billion of investments, which was primarily sourced from maturities and prepayments.

Ameriprise Financial, Inc.

- In ACC, assets include \$7.7 billion of Available-for-Sale securities, \$0.8 billion of cash and cash equivalents, and \$0.1 billion of loans and other assets. The ACC investment portfolio securities are mostly rated AA+ and primarily consist of structured assets and government bonds, of which 40% were floating rate and approximately 19% were 6-month Treasury Bills or short-term Federal Home Loan Bank securities as of December 31, 2025. The duration of ACC investments was 1.4 years as of December 31, 2025 compared to 1.1 years as of December 31, 2024.

The following table presents the results of operations of our Advice & Wealth Management segment on an adjusted operating basis:

	Years Ended December 31,		Change	
	2025	2024		
	(in millions)			
Revenues				
Management and financial advice fees	\$ 7,371	\$ 6,492	\$ 879	14 %
Distribution fees	2,520	2,453	67	3
Net investment income	1,956	2,195	(239)	(11)
Other revenues	325	302	23	8
Total revenues	12,172	11,442	730	6
Banking and deposit interest expense	431	662	(231)	(35)
Total net revenues	11,741	10,780	961	9
Expenses				
Distribution expenses	6,513	5,823	690	12
Interest and debt expense	55	38	17	45
General and administrative expense	1,762	1,686	76	5
Total expenses	8,330	7,547	783	10
Adjusted operating earnings	\$ 3,411	\$ 3,233	\$ 178	6 %

Our Advice & Wealth Management segment pretax adjusted operating earnings, which exclude net realized investment gains or losses, increased \$178 million, or 6%, for 2025 compared to the prior year. This growth reflected the benefit from market appreciation and increased advisor productivity through the cumulative impact of client net inflows and higher transactional revenue. Pretax adjusted operating margin was 29.1% for 2025 compared to 30.0% for the prior year. Adjusted operating net revenue per advisor increased to \$1,122,000 for 2025, up 8%, from \$1,037,000 for the prior year.

Net Revenues

Management and financial advice fees increased \$879 million, or 14%, for 2025 compared to the prior year primarily due to growth in average wrap account assets. Average advisory wrap account assets increased \$77.9 billion, or 15%, compared to the prior year reflecting net inflows and market appreciation.

Distribution fees increased \$67 million, or 3%, for 2025 compared to the prior year due to a \$119 million increase from strong transactional activity and market appreciation, while brokerage cash revenue decreased \$52 million due to lower off-balance sheet brokerage cash balances and a lower average fee yield.

Net investment income decreased \$239 million, or 11%, for 2025 compared to the prior year primarily due to lower average invested assets and lower investment yields on the investment portfolios supporting certificate products. Net investment income for Ameriprise Bank cash deposits was consistent with the prior year.

Banking and deposit interest expense decreased \$231 million, or 35%, for 2025 compared to the prior year primarily reflecting lower balances and lower average crediting rates on certificates and lower average crediting rates on Ameriprise Bank cash deposits.

- The average certificate reserve balance for ACC was \$9.8 billion for 2025 compared to \$12.5 billion for the prior year with the average crediting rate of 3.64% for 2025 compared to 4.42% for 2024.
- The daily average interest-bearing deposit balance for the Ameriprise Bank increased to \$22.3 billion for 2025 compared to \$21.5 billion for the prior year with the average interest rate paid on deposits decreasing to 0.28% for 2025 from 0.44% for 2024, which included both cash sweep and savings products.

Expenses

Distribution expenses increased \$690 million, or 12%, for 2025 compared to the prior year primarily reflecting higher advisor compensation from higher average wrap account assets and increased transactional activity, as well as continued investments in recruiting experienced advisors.

General and administrative expense increased \$76 million, or 5%, for 2025 compared to the prior year primarily reflecting higher volume related expenses and investments for business growth.

Ameriprise Financial, Inc.
Asset Management

The following tables present the mutual fund performance of our retail Columbia Threadneedle Investments funds as of December 31, 2025:

Retail Fund Rankings in Top 2 Quartiles or Above Index Benchmark - Asset Weighted ⁽¹⁾

	1 year	3 year	5 year	10 year
Equity	70%	75%	76%	81%
Fixed Income	69%	89%	70%	84%
Asset Allocation	35%	88%	69%	88%

4- or 5-star Morningstar Rated Funds ⁽²⁾

	Overall	3 year	5 year	10 year
Number of rated funds	103	73	75	83

⁽¹⁾ Retail Fund performance rankings for each fund are measured on a consistent basis against the most appropriate peer group or index. Peer groupings of Columbia funds are defined by Lipper category and are based on the Primary Share Class (i.e., Institutional if available, otherwise Institutional 3 share class), net of fees. Peer groupings of Threadneedle funds are defined by either IA or Morningstar index and are based on the Primary Share Class. Comparisons to Index are measured gross of fees.

To calculate asset weighted performance, the sum of the total assets of the funds with above median ranking are divided by total assets of all funds. Funds with more assets will receive a greater share of the total percentage above or below median.

Aggregated Asset Allocation Funds may include funds that invest in other Columbia or Threadneedle branded mutual funds included in both equity and fixed income.

⁽²⁾ Columbia funds are available for purchase by U.S. customers. Out of 89 Columbia funds rated (based on primary share class), 47 received a 4-star Overall Rating. Out of 128 Threadneedle funds rated (based on highest-rated share class), 12 received a 5-star Overall Rating and 44 received a 4-star Overall Rating. The Overall Morningstar Rating is derived from a weighted average of the performance figures associated with its 3-, 5- and 10-year (if applicable) Morningstar Rating metrics.

The following table presents managed assets by type:

	December 31,		Change		Average ⁽¹⁾		Change	
	December 31,				December 31,			
	2025	2024	2025	2024	2025	2024	2025	2024
	(in billions)		(in billions)		(in billions)			
Equity	\$ 370.5	\$ 343.0	\$ 27.5	8 %	\$ 351.4	\$ 340.1	\$ 11.3	3 %
Fixed income	234.2	231.5	2.7	1	232.1	234.3	(2.2)	(1)
Money market	23.3	20.3	3.0	15	21.1	21.9	(0.8)	(4)
Alternative	29.7	30.9	(1.2)	(4)	29.1	32.7	(3.6)	(11)
Hybrid and other	20.4	19.2	1.2	6	19.8	19.0	0.8	4
Total managed assets	\$ 678.1	\$ 644.9	\$ 33.2	5 %	\$ 653.5	\$ 648.0	\$ 5.5	1 %

⁽¹⁾ Average ending balances are calculated using an average of the prior period's ending balance and all months in the current period.

Ameriprise Financial, Inc.

The following table presents the changes in global assets under management and advisement:

	Years Ended December 31,	
	2025	2024
	(in billions)	
Global Retail Funds		
Beginning managed assets	\$ 352.7	\$ 334.9
Inflows	57.1	54.9
Outflows	(75.6)	(68.5)
Net VP/VIT fund flows	(6.8)	(6.6)
Net new flows	(25.3)	(20.2)
Reinvested dividends	15.7	14.3
Net flows	(9.6)	(5.9)
Distributions	(17.1)	(16.2)
Market appreciation (depreciation) and other	46.9	41.2
Foreign currency translation ⁽¹⁾	5.1	(1.3)
Total ending managed assets	378.0	352.7
Global Institutional		
Beginning managed assets	292.2	302.0
Inflows ⁽²⁾	40.9	35.8
Outflows ⁽²⁾	(63.0)	(50.3)
Net flows	(22.1)	(14.5)
Market appreciation (depreciation) and other ⁽³⁾	20.0	7.4
Foreign currency translation ⁽¹⁾	10.0	(2.7)
Total ending managed assets	300.1	292.2
Total managed assets	678.1	644.9
Total assets under advisement ⁽⁴⁾	42.9	35.6
Total assets under management and advisement	\$ 721.0	\$ 680.5
Total assets under management net flows	\$ (31.7)	\$ (20.4)
Model delivery assets under advisement flows ⁽⁵⁾	3.2	2.8
Total assets under management and advisement flows ⁽⁵⁾	\$ (28.5)	\$ (17.6)
Legacy insurance partners net flows ⁽⁶⁾	\$ (4.1)	\$ (11.7)

⁽¹⁾ Amounts represent local currency to U.S. dollar translation for reporting purposes.

⁽²⁾ Global Institutional inflows and outflows include flows from our structured variable annuity product and Ameriprise Bank.

⁽³⁾ Included in Market appreciation (depreciation) and other for Global Institutional is the change in affiliated general account balance, excluding net flows related to our structured variable annuity product and Ameriprise Bank.

⁽⁴⁾ Assets under advisement are presented on a one-quarter lag.

⁽⁵⁾ Assets under advisement flows are estimated flows based on the period-to-period change in assets less calculated performance based on strategy returns on a one-quarter lag.

⁽⁶⁾ Legacy insurance partners assets and net flows are included in the rollforwards above.

Total segment AUM increased \$33.2 billion, or 5%, during 2025 primarily driven by equity market appreciation and a favorable foreign exchange impact, partially offset by net outflows. Total AUM net outflows were \$31.7 billion for 2025 and included a large institutional client repositioning into passive strategies and \$3.9 billion of outflows from our U.S. real estate products. Model delivery assets under advisement increased \$7.3 billion, or 21%, with net inflows of \$3.2 billion for 2025 compared to \$2.8 billion for the prior year.

Ameriprise Financial, Inc.

The following table presents the results of operations of our Asset Management segment on an adjusted operating basis:

	<u>Years Ended December 31,</u>		<u>Change</u>	
	<u>2025</u>	<u>2024</u>		
	(in millions)			
Revenues				
Management and financial advice fees	\$ 3,153	\$ 3,051	\$ 102	3 %
Distribution fees	384	388	(4)	(1)
Net investment income	60	55	5	9
Other revenues	24	21	3	14
Total revenues	<u>3,621</u>	<u>3,515</u>	<u>106</u>	<u>3</u>
Banking and deposit interest expense	—	—	—	—
Total net revenues	<u>3,621</u>	<u>3,515</u>	<u>106</u>	<u>3</u>
Expenses				
Distribution expenses	1,005	989	16	2
Amortization of deferred acquisition costs	7	7	—	—
Interest and debt expense	12	7	5	71
General and administrative expense	1,581	1,592	(11)	(1)
Total expenses	<u>2,605</u>	<u>2,595</u>	<u>10</u>	<u>—</u>
Adjusted operating earnings	<u>\$ 1,016</u>	<u>\$ 920</u>	<u>\$ 96</u>	<u>10 %</u>

Our Asset Management segment pretax adjusted operating earnings, which exclude net realized investment gains or losses, increased \$96 million, or 10%, for 2025 compared to the prior year primarily due to equity market appreciation, higher performance fees and the positive impact from expense management actions, partially offset by the cumulative impact of net outflows.

Net Revenues

Management and financial advice fees increased \$102 million, or 3%, for 2025 compared to the prior year primarily driven by market appreciation and an increase of \$55 million in performance fees, partially offset by the cumulative impact of net outflows.

Expenses

Distribution expenses increased \$16 million, or 2%, for 2025 compared to the prior year primarily due to market appreciation, partially offset by the cumulative impact of net outflows.

General and administrative expense decreased \$11 million, or 1%, for 2025 compared to the prior year primarily reflecting the benefits from our initiatives to enhance operational efficiency and effectiveness, partially offset by \$34 million of higher performance fee related compensation.

Ameriprise Financial, Inc.
Retirement & Protection Solutions

The following table presents the results of operations of our Retirement & Protection Solutions segment on an adjusted operating basis:

	Years Ended December 31,		Change	
	2025	2024		
Revenues				
Management and financial advice fees	\$ 754	\$ 768	\$ (14)	(2)%
Distribution fees	415	422	(7)	(2)
Net investment income	1,263	1,080	183	17
Premiums, policy and contract charges	1,519	1,496	23	2
Other revenues	4	7	(3)	(43)
Total revenues	<u>3,955</u>	<u>3,773</u>	<u>182</u>	<u>5</u>
Banking and deposit interest expense	—	—	—	—
Total net revenues	<u>3,955</u>	<u>3,773</u>	<u>182</u>	<u>5</u>
Expenses				
Distribution expenses	520	515	5	1
Interest credited to fixed accounts	373	367	6	2
Benefits, claims, losses and settlement expenses	913	927	(14)	(2)
Remeasurement (gains) losses of future policy benefit reserves	(24)	(36)	12	33
Change in fair value of market risk benefits	726	684	42	6
Amortization of deferred acquisition costs	229	227	2	1
Interest and debt expense	40	45	(5)	(11)
General and administrative expense	332	318	14	4
Total expenses	<u>3,109</u>	<u>3,047</u>	<u>62</u>	<u>2</u>
Adjusted operating earnings	<u>\$ 846</u>	<u>\$ 726</u>	<u>\$ 120</u>	<u>17 %</u>

Our Retirement & Protection Solutions segment pretax adjusted operating earnings, which excludes net realized investment gains or losses (net of the reinsurance accrual), the market impact on variable annuity guaranteed benefits (net of hedges), the market impact on IUL benefits (net of hedges and the reinsurance accrual), mean reversion related impacts, and block transfer reinsurance transaction impacts increased \$120 million, or 17%, for 2025 compared to the prior year primarily reflecting unlocking impacts, higher investment income, and market appreciation.

Variable annuity account balances increased 6% to \$91.3 billion as of December 31, 2025 compared to the prior year due to market appreciation, partially offset by net outflows of \$4.5 billion. Variable annuity sales decreased 2% to \$4.9 billion for 2025 compared to the prior year, with sales of SVAs remaining strong. Account values with living benefit riders declined to 46% as of December 31, 2025 compared to 50% a year ago reflecting our actions to optimize our business mix. This trend is expected to continue and meaningfully shift the mix of business away from products with living benefit guarantees over time.

Net Revenues

Management and financial advice fees decreased \$14 million, or 2%, for 2025 compared to the prior year primarily reflecting the impact from variable annuity net outflows, partially offset by market appreciation.

Net investment income, which excludes net realized investment gains or losses, increased \$183 million, or 17%, for 2025 compared to the prior year primarily due to increased SVA balances and higher investment portfolio yields from investment portfolio repositioning.

Premiums, policy and contract charges increased \$23 million, or 2%, for 2025 compared to the prior year primarily due to model changes related to the cost of reinsurance associated with non-traditional insurance products, partially offset by lower sales of life contingent payout annuities.

Expenses

Benefits, claims, losses and settlement expenses, which exclude the market impact on SVA indexed account embedded derivative (net of hedges) and mean reversion related impacts, decreased \$14 million, or 2%, for 2025 compared to the prior year primarily reflecting the impact of lower sales of life contingent payout annuities, partially offset by increased volume in SVAs.

Remeasurement (gains) losses of future policy benefit reserves increased \$12 million, or 33%, for 2025 compared to the prior year reflecting the less favorable impact of unlocking in the current year compared to the prior year.

Ameriprise Financial, Inc.

Change in fair value of market risk benefits, which exclude the market impact on variable annuity guaranteed benefits (net of hedges), increased \$42 million, or 6%, for 2025 compared to the prior year primarily reflecting market appreciation on contractual fees, partially offset by the impacts of unlocking.

Corporate & Other

The following table presents the results of operations of our Corporate & Other segment on an adjusted operating basis:

	<u>Years Ended December 31,</u>		<u>Change</u>	
	<u>2025</u>	<u>2024</u>		
Revenues				
Distribution fees	\$ —	\$ 1	\$ (1)	NM
Net investment income	195	203	(8)	(4)
Premiums, policy and contract charges	90	94	(4)	(4)
Other revenues	175	186	(11)	(6)
Total revenues	<u>460</u>	<u>484</u>	<u>(24)</u>	<u>(5)</u>
Banking and deposit interest expense	33	30	3	10
Total net revenues	<u>427</u>	<u>454</u>	<u>(27)</u>	<u>(6)</u>
Expenses				
Distribution expenses	(11)	(10)	(1)	(10)
Interest credited to fixed accounts	202	216	(14)	(6)
Benefits, claims, losses and settlement expenses	215	217	(2)	(1)
Remeasurement (gains) losses of future policy benefit reserves	34	(8)	42	NM
Amortization of deferred acquisition costs	6	8	(2)	(25)
Interest and debt expense	105	108	(3)	(3)
General and administrative expense	272	366	(94)	(26)
Total expenses	<u>823</u>	<u>897</u>	<u>(74)</u>	<u>(8)</u>
Adjusted operating loss	<u>\$ (396)</u>	<u>\$ (443)</u>	<u>\$ 47</u>	<u>11 %</u>

NM Not Meaningful - variance equal to or greater than 100%.

Our Corporate & Other segment includes our closed blocks of LTC insurance and fixed annuity and fixed indexed annuity (“FA”) business.

Our Corporate & Other segment pretax adjusted operating loss excludes net realized investment gains or losses, the market impact on fixed annuity benefits (net of hedges), the market impact of hedges to offset interest rate and currency changes on unrealized gains or losses for certain investments, block transfer reinsurance transaction impacts, gain or loss on disposal of a business that is not considered discontinued operations, integration and restructuring charges, and the impact of consolidating CIEs.

Our Corporate & Other segment pretax adjusted operating loss decreased \$47 million, or 11%, for 2025 compared to the prior year, primarily reflecting lower severance and technology expenses.

LTC insurance had pretax adjusted operating earnings of \$2 million for 2025 compared to pretax adjusted operating earnings of \$58 million for the prior year primarily reflecting the impact of unlocking from updating morbidity and mortality assumptions and lower investment portfolio yields in 2025 as well as a higher level of closed claims in 2024.

FA business had a pretax adjusted operating loss of \$28 million for 2025 compared to a pretax adjusted operating loss of \$28 million for the prior year. Fixed deferred annuity account balances declined 8% to \$5.2 billion as of December 31, 2025, compared to the prior year as policies continue to lapse.

Net Revenues

Net investment income, which excludes net realized investment gains or losses, the market impact of hedges to offset interest rate and currency changes on unrealized gains or losses for certain investments, integration and restructuring charges, and the impact of consolidating CIEs, decreased \$8 million, or 4%, for 2025 compared to the prior year primarily reflecting lower investment portfolio yields, partially offset by the impact of our affordable housing partnerships.

Other revenues decreased \$11 million, or 6%, for 2025 compared to the prior year primarily reflecting the yield on deposit receivables arising from reinsurance transactions.

Expenses

Remeasurement (gains) losses of future policy benefit reserves increased \$42 million for 2025 compared to the prior year primarily

Ameriprise Financial, Inc.

reflecting the net unfavorable unlocking changes in LTC morbidity and mortality assumptions.

General and administrative expense, which excludes integration and restructuring charges and expenses attributable to CIEs, decreased \$94 million, or 26%, for 2025 compared to the prior year primarily reflecting lower severance expenses associated with our initiatives to enhance operational efficiency and effectiveness and expenses to accelerate our transition to cloud-based technology, as well as unfavorable mark-to-market impacts on share-based compensation in the prior year.

Closed Block LTC Insurance

As of December 31, 2025, our nursing home indemnity LTC block had approximately \$59 million in gross in force annual premium and future policyholder benefits and claim reserves of approximately \$1.3 billion, net of reinsurance, which was 48% of GAAP reserves. This block continues to shrink given the average attained age is 85 and the average attained age of policyholders on claim is 89. Fifty-four percent of daily benefits in force in this block are lifetime benefits.

As of December 31, 2025, our comprehensive reimbursement LTC block had approximately \$108 million in gross in force annual premium and future policyholder benefits and claim reserves of approximately \$1.4 billion, net of reinsurance. This block has higher premiums per policy than the nursing home indemnity LTC policies. The average attained age is 81 and the average attained age of policyholders on claim is 86. Thirty-three percent of daily benefits in force in this block are lifetime benefits.

We utilize three primary levers to manage our LTC business. First, we have taken an active approach of steadily increasing rates since 2005, with cumulative rate increases of 283% on our nursing home indemnity LTC block (excluding home care riders) and 174% on our comprehensive reimbursement LTC block as of December 31, 2025. Second, we have a reserving process that reflects the policy features and risk characteristics of our blocks. As of December 31, 2025, we had 48,000 policies that were closed with claim activity, as well as 7,000 open claims. We apply this experience to our in force policies, which were 70,000 as of December 31, 2025, at a very granular level by issue year, attained age and benefit features. Our statutory reserves are \$238 million higher than our GAAP reserves as they include margins on key assumptions for morbidity and mortality and include \$330 million in asset adequacy reserves as of December 31, 2025. Lastly, we have prudently managed our investment portfolio primarily through a liquid, investment grade portfolio.

We undertake an extensive review of the cash flow and expense assumptions supporting the liability for future policy benefits annually during the third quarter of each year, or more frequently if appropriate, using current best estimate assumptions as of the date of the review. Our annual review process includes an analysis of our key reserve assumptions, including those for morbidity, terminations (mortality and lapses), and premium rate increases.

Fair Value Measurements

We report certain assets and liabilities at fair value; specifically, separate account assets, derivatives, market risk benefits, embedded derivatives, and most investments and cash equivalents. Fair value assumes the exchange of assets or liabilities occurs in orderly transactions and is not the result of a forced liquidation or distressed sale. We include actual market prices, or observable inputs, in our fair value measurements to the extent available. Broker quotes are obtained when quotes from pricing services are not available. We validate prices obtained from third parties through a variety of means such as: price variance analysis, subsequent sales testing, stale price review, price comparison across pricing vendors and due diligence reviews of vendors. See Note 16 to the Consolidated Financial Statements for additional information on our fair value measurements.

Fair Value of Liabilities and Nonperformance Risk

Companies are required to measure the fair value of liabilities at the price that would be received to transfer the liability to a market participant (an exit price). Since there is not a market for our obligations of our market risk benefits, fixed deferred indexed annuities, structured variable annuities, and IUL insurance, we consider the assumptions participants in a hypothetical market would make to reflect an exit price. As a result, we adjust the valuation of market risk benefits, fixed deferred indexed annuities, structured variable annuities, and IUL insurance by updating certain contractholder assumptions, adding explicit margins to provide for risk, and adjusting the rates used to discount expected cash flows to reflect a current market estimate of our nonperformance risk. The nonperformance risk adjustment is based on observable market data adjusted to estimate the risk of our life insurance company subsidiaries not fulfilling these liabilities. Consistent with general market conditions, this estimate resulted in a spread over the U.S. Treasury curve as of December 31, 2025. As our estimate of this spread widens or tightens, the liability will decrease or increase, respectively. If this nonperformance credit spread moves to a zero spread over the U.S. Treasury curve, the reduction to future total equity would be approximately \$481 million, net of the reinsurance accrual and income taxes (calculated at the statutory tax rate of 21%), based on December 31, 2025 credit spreads.

Ameriprise Financial, Inc.**Liquidity and Capital Resources***Overview*

We maintained substantial liquidity during the year ended December 31, 2025. At December 31, 2025 and 2024, we had \$10.0 billion and \$8.1 billion, respectively, in cash and cash equivalents excluding CIEs and other restricted cash on a consolidated basis.

At December 31, 2025 and 2024, Ameriprise Financial, Inc. had \$987 million and \$856 million, respectively, in cash, cash equivalents, and unencumbered liquid securities. Liquid securities predominantly include U.S. government agency mortgage back securities. Additional sources of liquidity for Ameriprise Financial, Inc. include a line of credit with an affiliate up to \$750 million and an unsecured revolving committed credit facility for up to \$1.0 billion that expires in November 2029. Management's estimate of liquidity available to the Ameriprise Financial, Inc. in a volatile and uncertain economic environment as of December 31, 2025 was \$2.2 billion which includes cash, cash equivalents, unencumbered liquid securities, the line of credit with an affiliate and a portion of the committed credit facility.

Under the terms of the committed credit facility, we can increase the availability to \$1.25 billion upon satisfaction of certain approval requirements. Available borrowings under this facility are reduced by any outstanding letters of credit. At December 31, 2025, we had no outstanding borrowings under this credit facility and had \$1 million of letters of credit issued against the facility. Our credit facility contains various administrative, reporting, legal and financial covenants. We remained in compliance with all such covenants as of December 31, 2025.

In addition, we have access to collateralized borrowings, which may include repurchase agreements, Federal Home Loan Bank ("FHLB") advances, and advances at the Federal Reserve. Our subsidiaries, RiverSource Life Insurance Company ("RiverSource Life"), and Ameriprise Bank are members of the FHLB of Des Moines, which provides access to collateralized borrowings. As of December 31, 2025 and 2024, we had \$13.7 billion and \$8.5 billion, respectively, of estimated borrowing capacity under the FHLB facilities, of which \$200 million and \$201 million was outstanding as of December 31, 2025 and 2024, respectively, and is collateralized with commercial mortgage backed securities and residential mortgage backed securities. In addition, Ameriprise Bank maintains access to borrowings from the Federal Reserve which are collateralized with residential mortgage backed securities, commercial mortgage backed securities and corporate debt securities. As of December 31, 2025 and 2024, we estimated \$8.5 billion and \$11.9 billion, respectively, of borrowing capacity from the Federal Reserve in addition to the FHLB capacity and there were no outstanding obligations.

Short-term contractual obligations for the year 2026 include investment certificate maturities of \$7.8 billion and estimated insurance and annuity benefits of \$2.9 billion in addition to operating liquidity needs and maturing long-term debt in September 2026 of \$500 million. We also hold banking and brokerage deposits of \$25.6 billion that are payable on demand. Long-term contractual obligations for years after 2026 include estimated insurance and annuity benefits of \$73.3 billion.

See Note 15 to our Consolidated Financial Statements for further information about our long-term debt maturities.

We believe cash flows from operating activities, available cash balances, our availability of internal and external borrowings, access to debt markets, and dividends from our subsidiaries will be sufficient to fund our short-term and long-term operating liquidity needs and stress requirements.

In October 2023, the Federal Reserve Board ("FRB") issued its final rule establishing a consolidated capital framework termed the "Building Block Approach" ("BBA") for savings and loan holding companies like Ameriprise Financial that are significantly engaged in insurance activities. For information on the impact of the BBA, see "Business - Regulation - Federal Banking and Financial Holding Company Regulation" included in Part I, Item 1 of this Annual Report on Form 10-K.

We are an applicable corporation required to compute the corporate alternative minimum tax ("CAMT"); however, as of December 31, 2025, based on current estimates, we do not expect to be liable for CAMT in 2025. This estimate is based on interpretations and assumptions of available guidance, including proposed regulations and notices, that we have made regarding the CAMT provisions of the Inflation Reduction Act of 2022.

In December 2021, the Organization for Economic Co-operation and Development published the Pillar Two model rules which introduce new taxing mechanisms aimed at ensuring multinational enterprises pay a minimum level of tax on profits from each jurisdiction in which they operate. As of December 31, 2025, the tax impact was not material to the consolidated financial statements. We continue to monitor the adoption and implementation of these rules and evaluate the potential impact on our consolidated financial statements.

Ameriprise Financial, Inc.*Dividends from Subsidiaries*

Ameriprise Financial is primarily a parent holding company for the operations carried out by our wholly-owned subsidiaries. Because of our holding company structure, our ability to meet our cash requirements, including the payment of dividends on our common stock, substantially depends upon the receipt of dividends or return of capital from our subsidiaries, particularly our life insurance subsidiary, RiverSource Life, our face-amount certificate subsidiary, ACC, Ameriprise Bank, AMPF Holding, LLC, which is the parent company of our retail introducing broker-dealer subsidiary, Ameriprise Financial Services, LLC (“AFS”) and our clearing broker-dealer subsidiary, American Enterprise Investment Services, Inc. (“AEIS”), our transfer agent subsidiary, Columbia Management Investment Services Corp. (“CMIS”), our investment advisory company, Columbia Management Investment Advisers, LLC (“CMIA”), TAM UK International Holdings Ltd., which includes Ameriprise International Holdings GmbH within its organizational structure, and Columbia Threadneedle Investments UK International Ltd. The payment of dividends by many of our subsidiaries is restricted and certain of our subsidiaries are subject to regulatory capital requirements. For example, RiverSource Life payments in excess of statutory unassigned funds require advanced notice to the Minnesota Department of Commerce (“MN DOC”), RiverSource Life’s primary regulator, and are subject to potential disapproval. In addition, dividends and other distributions whose fair market value, together with that of other dividends or distributions made within the preceding 12 months, exceeds the greater of the previous year’s statutory net gain from operations or 10% of the previous year-end statutory capital and surplus are referred to as “extraordinary dividends.” Extraordinary dividends also require advanced notice to MN DOC, and are subject to potential disapproval.

Our broker-dealer subsidiaries are subject to the Uniform Net Capital Rule (Rule 15c3-1) under the Securities Exchange Act of 1934. Rule 15c3-1 provides an “alternative net capital requirement” which AEIS and AFS (significant broker dealers) have elected. Regulations require that minimum net capital, as defined, be equal to the greater of \$250 thousand or 2% of aggregate debit items arising from client balances. The Financial Industry Regulatory Authority (“FINRA”) may impose certain restrictions, such as restricting withdrawals of equity capital, if a member firm were to fall below a certain threshold or fail to meet minimum net capital requirements.

Ameriprise Bank is subject to regulation by the Office of the Comptroller of the Currency (“OCC”) and the Federal Deposit Insurance Corporation in its role as insurer of its deposits. Ameriprise Bank is required to maintain minimum amounts and ratios of Total and Tier 1 capital (as defined in the regulations) to risk-weighted assets (as defined), Tier 1 Capital to average assets (as defined), and under rules defined under the Basel III capital framework, Common equity Tier 1 capital (“CEIT”) to risk-weighted assets. Ameriprise Bank calculates these ratios under the Basel III standardized approach in order to assess compliance with both regulatory requirements and Ameriprise Bank’s internal capital policies. As permitted under the rules of the Basel III capital framework, we have elected to exclude AOCI from the calculation of regulatory capital.

ACC is registered as an investment company under the Investment Company Act of 1940 (the “1940 Act”). ACC markets and sells investment certificates to clients. ACC is subject to various capital requirements under the 1940 Act, laws of the State of Minnesota and understandings with the SEC and MN DOC. The terms of the investment certificates issued by ACC and the provisions of the 1940 Act also require the maintenance by ACC of qualified assets.

Actual capital and the regulatory capital requirement for TAM UK International Holdings Ltd. and Columbia Threadneedle Investments UK International Ltd. are calculated and reported as a single consolidated group under TAM UK International Holdings Ltd. Required capital for these entities is predominantly based on the requirements specified by its regulator, the Financial Conduct Authority (“FCA”), under its Capital Adequacy Requirements for investment firms. Required capital reflects 110% of the Own Funds Threshold Requirement (“OFTR”) and is determined by the group through its ongoing Internal Capital Adequacy and Risk Assessment (“ICARA”) process.

Ameriprise Financial, Inc.

Actual capital and regulatory capital requirements for our wholly owned subsidiaries subject to regulatory capital requirements were as follows:

	Actual Capital		Regulatory Capital Requirements	
	December 31,		December 31,	
	2025	2024	2025	2024
	(in millions)			
RiverSource Life ⁽¹⁾	\$ 2,731	\$ 2,700	\$ 522	\$ 489
RiverSource Life of NY ⁽¹⁾	216	219	38	38
ACC ⁽³⁾⁽⁴⁾	476	644	434	596
TAM UK International Holdings Ltd. ⁽⁵⁾	471	692	302	265
Ameriprise Bank ⁽⁶⁾	1,821	1,763	1,245	1,199
AFS ⁽²⁾⁽³⁾	138	113	#	#
Ameriprise Captive Insurance Company ⁽²⁾	31	36	9	13
Ameriprise Trust Company ⁽²⁾	86	74	59	51
AEIS ⁽²⁾⁽³⁾	173	141	35	30
RiverSource Distributors, Inc. ⁽²⁾⁽³⁾	14	13	#	#
Columbia Management Investment Distributors, Inc. ⁽²⁾⁽³⁾	30	19	#	#

N/A Not applicable.

Amounts are less than \$1 million.

⁽¹⁾ Actual capital is determined on a statutory basis. Regulatory capital requirement is the company action level and is based on the statutory risk-based capital filing.

⁽²⁾ Regulatory capital requirement is based on the applicable regulatory requirement, calculated as of December 31, 2025 and 2024.

⁽³⁾ Actual capital is determined on an adjusted GAAP basis.

⁽⁴⁾ ACC is required to hold capital in compliance with MN DOC and SEC capital requirements.

⁽⁵⁾ Actual capital and regulatory capital requirements are determined in accordance with U.K. regulatory legislation.

⁽⁶⁾ Actual capital and regulatory capital requirements are determined in accordance with rules defined under Basel III capital framework. As permitted, AOCI is excluded from the calculation of regulatory capital.

In addition to the particular regulations restricting dividend payments and establishing subsidiary capitalization requirements, we take into account the overall health of the business, capital levels and risk management considerations in determining a strategy for payments to our parent holding company from our subsidiaries, and in deciding to use cash to make capital contributions to our subsidiaries.

Ameriprise Financial, Inc.

The following table presents dividends paid or return of capital to the parent holding company, net of capital contributions made by the parent holding company for the following subsidiaries for the years ended December 31:

	2025	2024	2023
	(in millions)		
RiverSource Life	\$ 600	\$ 600	\$ 600
Ameriprise Bank	690	675	475
ACC	266	225	(131)
CMIA	620	490	435
CMIS	—	—	20
TAM UK International Holdings Ltd.	117	(20)	184
Ameriprise Advisor Capital, LLC	(320)	225	(178)
Ameriprise Captive Insurance Company	27	10	5
AMPF Holding, LLC	1,865	1,685	1,370
Ameriprise India	11	—	13
Columbia Threadneedle Investments UK International Ltd.	195	46	—
Columbia Threadneedle Canada, Inc.	—	1	—
Ameriprise Holdings, Inc.	(10)	—	(15)
Total ⁽¹⁾	<u>\$ 4,061</u>	<u>\$ 3,937</u>	<u>\$ 2,778</u>

⁽¹⁾ Dividends paid or return of capital to the parent holding company, net of capital contributions by segment for the years ended December 31, 2025, 2024 and 2023 was as follows: Advice & Wealth Management (\$2,491, \$2,810, \$1,521, respectively); Asset Management (\$932, \$517, \$639); Retirement & Protection Solutions (\$627, \$610, \$605); Corporate & Other (\$11, nil, \$13). Segment allocation is based on the subsidiary's primary association with our segments.

In 2009, RiverSource Life established an agreement to protect its exposure to Genworth Life Insurance Company (“GLIC”) for its reinsured LTC. In 2016, substantial enhancements to this reinsurance protection agreement were finalized. The terms of these confidential provisions within the agreement have been shared, in the normal course of regular reviews, with our domiciliary regulator and rating agencies. GLIC is domiciled in Delaware, so in the event GLIC were subjected to rehabilitation or insolvency proceedings, such proceedings would be located in (and governed by) Delaware laws. Delaware courts have a long tradition of respecting commercial and reinsurance affairs, as well as contracts among sophisticated parties. Similar credit protections to what we have with GLIC have been tested and respected in Delaware and elsewhere in the United States, and as a result we believe our credit protections would be respected even in the unlikely event that GLIC becomes subject to rehabilitation or insolvency proceedings in Delaware. Accordingly, while no credit protections are perfect, we believe the correct way to think about the risks represented by our counterparty credit exposure to GLIC is not the full amount of the gross liability that GLIC reinsures, but a much smaller net exposure to GLIC (if any that might exist after taking into account our credit protections). Thus, management believes that our agreement and offsetting non-LTC legacy arrangements with GLIC will enable RiverSource Life to recover on all net exposure in all material respects in the event of a rehabilitation or insolvency of GLIC.

Dividends Paid to Shareholders and Share Repurchases

We paid regular quarterly dividends to our shareholders totaling \$614 million and \$593 million for the years ended December 31, 2025 and 2024, respectively. On January 29, 2026, we announced a quarterly dividend of \$1.60 per common share. The dividend will be paid on February 27, 2026 to our shareholders of record at the close of business on February 9, 2026.

On July 24, 2023, our Board of Directors authorized \$3.5 billion for the repurchase of our common stock through September 30, 2025, which was exhausted during the second quarter of 2025. On April 22, 2025, our Board of Directors authorized \$4.5 billion for the repurchase of our common stock through June 30, 2027. As of December 31, 2025, we had \$2.6 billion remaining under this share repurchase authorization. We intend to fund share repurchases through existing excess capital, future free cash flow generation and other customary financing methods. The share repurchase program does not require the purchase of any minimum number of shares, and depending on market conditions and other factors, these purchases may be commenced or suspended at any time without prior notice. Acquisitions under the share repurchase program may be made in the open market, through privately negotiated transactions or block trades or other means. During the year ended December 31, 2025, we repurchased a total of 5.5 million shares of our common stock at an average price of \$500.18 per share.

Cash Flows

Cash flows of CIEs and restricted and segregated cash and cash equivalents are reflected in our cash flows provided by (used in) operating activities, investing activities and financing activities. Cash held by CIEs is not available for general use by Ameriprise Financial, nor is Ameriprise Financial cash available for general use by its CIEs. Cash and cash equivalents segregated under federal and other regulations is held for the exclusive benefit of our brokerage customers and is not available for general use by Ameriprise Financial.

Ameriprise Financial, Inc.*Operating Activities*

Net cash provided by operating activities increased \$1.7 billion to \$8.3 billion for the year ended December 31, 2025 compared to \$6.6 billion for the prior year primarily reflecting earnings from our fee based business operations and an increase in cash collateral provided by our derivative counterparties.

Investing Activities

Our investing activities primarily relate to our Available-for-Sale investment portfolio and in recent quarters is significantly affected by the net flows of our face amount certificates and bank deposit activity.

Net cash used in investing activities increased \$977 million to \$1.5 billion for the year ended December 31, 2025 compared to \$551 million for the prior year driven by a \$585 million increase in certain lending activities and a \$435 million increase in cash net outflows related to purchases and sales of investments by CIEs. Net investing activities associated with Available-for-Sale securities decreased \$81 million compared to the prior year.

Financing Activities

Net cash used in financing activities remained flat at \$5.2 billion for the year ended December 31, 2025 compared to the prior year primarily reflecting a \$547 million increase in banking deposit net inflows and an increase in cash of \$741 million from the issuance of long-term debt in the current year, offset by a \$789 million increase in net cash outflows from investment certificates and \$459 million of additional share repurchases compared to the prior year.

Forward-Looking Statements

This report contains forward-looking statements that reflect management's plans, estimates and beliefs. Actual results could differ materially from those described in these forward-looking statements. Examples of such forward-looking statements include:

- statements of the Company's plans, intentions, positioning, expectations, objectives or goals, including those relating to asset flows, mass affluent and affluent client acquisition strategy, client retention and growth of our client base, financial advisor productivity, retention, recruiting and enrollments, the introduction, cessation, terms or pricing of new or existing products and services, acquisition integration, benefits and claims expenses, general and administrative costs, consolidated tax rate, return of capital to shareholders, debt repayment and excess capital position and financial flexibility to capture additional growth opportunities;
- statements about the expected trend in the shift to lower-risk products, including the exit from variable annuities with living benefit riders;
- statements about the anticipated deposit growth or statements about rising interest rates and the impacts on investment portfolio yield;
- other statements about future economic performance, the performance of equity markets and interest rate variations and the economic performance of the United States and of global markets; and
- statements of assumptions underlying such statements.

The words "believe," "expect," "anticipate," "optimistic," "intend," "plan," "aim," "will," "may," "should," "could," "would," "likely," "forecast," "on track," "project," "continue," "able to remain," "resume," "deliver," "develop," "evolve," "drive," "enable," "flexibility," "scenario," "case," "appear," "expand" and similar expressions are intended to identify forward-looking statements but are not the exclusive means of identifying such statements. Forward-looking statements are subject to risks and uncertainties, which could cause actual results to differ materially from such statements.

Such factors include, but are not limited to:

- market fluctuations and general economic and political factors, including volatility in the U.S. and global market conditions, client behavior and volatility in the markets for our products;
- changes in interest rates;
- adverse capital and credit market conditions or any downgrade in our credit ratings;
- effects of competition and our larger competitors' economies of scale;
- declines in our investment management performance;
- our ability to compete in attracting and retaining talent, including financial advisors;
- impairment, negative performance or default by financial institutions or other counterparties;
- the ability to maintain our unaffiliated third-party distribution channels and the impacts of sales of unaffiliated products;
- changes in valuation of securities and investments included in our assets;
- the determination of the amount of allowances taken on loans and investments;
- the illiquidity of some of our investments;
- failures or defaults by counterparties to our reinsurance arrangements;
- failures by other insurers that lead to higher assessments we owe to state insurance guaranty funds;
- inadequate reserves for future policy benefits and claims or for future redemptions and maturities;

Ameriprise Financial, Inc.

- deviations from our assumptions regarding morbidity, mortality and persistency affecting our insurance profitability;
- damage to our reputation arising from employee or advisor misconduct or otherwise;
- direct or indirect effects of or responses to climate change;
- interruptions or other failures in our operating systems and networks, including errors or failures caused by third-party service providers, interference or third-party attacks;
- interruptions or other errors in our telecommunications or data processing systems;
- identification and mitigation of risk exposure in market environments, new products, vendors and other types of risk;
- ability of our subsidiaries to transfer funds to us to pay dividends;
- changes in exchange rates and other risks in connection with our international operations and earnings and income generated overseas;
- occurrence of natural or man-made disasters and catastrophes;
- risks in acquisition transactions, or other potential strategic acquisitions or divestitures;
- legal and regulatory actions brought against us;
- changes to laws and regulations that govern operation of our business;
- supervision by bank regulators and related regulatory and prudential standards as a savings and loan holding company that may limit our activities and strategies;
- changes in corporate tax laws and regulations and interpretations and determinations of tax laws impacting our products;
- protection of our intellectual property and claims we infringe the intellectual property of others; and
- changes in and the adoption of new accounting standards.

Management cautions the reader that the foregoing list of factors is not exhaustive. There may also be other risks that management is unable to predict at this time that may cause actual results to differ materially from those in forward-looking statements. Readers are cautioned not to place undue reliance on these forward-looking statements, which speak only as of the date on which they are made. Management undertakes no obligation to update publicly or revise any forward-looking statements. The foregoing list of factors should be read in conjunction with the “Risk Factors” discussion included in Item 1A of this Annual Report on Form 10-K - “Risk Factors”.

Ameriprise Financial announces financial and other information to investors through the Company’s investor relations website at ir.ameriprise.com, as well as SEC filings, press releases, public conference calls and webcasts. Investors and others interested in the company are encouraged to visit the investor relations website from time to time, as information is updated and new information is posted. The website also allows users to sign up for automatic notifications in the event new materials are posted. The information found on the website is not incorporated by reference into this report or in any other report or document the Company furnishes or files with the SEC.

Item 7A. Quantitative and Qualitative Disclosures About Market Risk

Market Risk

Our primary market risk exposures are interest rate, equity price, foreign currency exchange rate and credit risk. Equity price and interest rate fluctuations can have a significant impact on our results of operations, primarily due to the effects they have on the asset management and other asset-based fees we earn, the spread income generated on our brokerage client cash balances, banking deposits, face-amount certificate products, fixed portion of our variable annuities and variable insurance contracts, fixed annuity and insurance contracts, the value of market risk benefits and other liabilities associated with our variable annuities and the value of derivatives held to hedge related benefits.

Market risk benefits continue to be managed by utilizing a hedging program which attempts to match the sensitivity of the assets with the sensitivity of the benefits. This approach works with the premise that matched sensitivities will produce a highly effective hedging result. Our comprehensive hedging program focuses mainly on first order sensitivities of assets and liabilities: Equity Market Level (Delta), Interest Rate Level (Rho) and Volatility (Vega). Additionally, various second order sensitivities are managed. We use various options, swaptions, swaps and futures to manage risk exposures. The exposures are measured and monitored daily, and adjustments to the hedge portfolio are made as necessary.

To evaluate interest rate and equity price risk, we perform sensitivity testing which measures the impact on pretax income from the sources listed below for a 12-month period following a hypothetical 100 basis point increase in interest rates or a hypothetical 10% decline in equity prices. The interest rate risk test assumes a sudden 100 basis point parallel shift in the yield curve, with rates then staying at those levels for the next 12 months. The equity price risk test assumes a sudden 10% drop in equity prices, with equity prices then staying at those levels for the next 12 months. In estimating the values of variable annuities, indexed annuities, indexed universal life (“IUL”) insurance and the associated hedging instruments, we assume no change in implied market volatility despite the 10% drop in equity prices.

Ameriprise Financial, Inc.

The following tables present our estimate of the impact on pretax income from the above defined hypothetical market movements as of December 31, 2025:

Equity Price Decline 10%	Equity Price Exposure to Pretax Income		
	Before Hedge Impact	Hedge Impact (in millions)	Net Impact
Asset-based management and distribution fees ⁽¹⁾	\$ (381)	\$ 2	\$ (379)
Variable annuity and structured variable annuity benefits:			
Market risk benefits	(804)	655	(149)
Indexing feature for structured variable annuities	1,360	(1,335)	25
Total variable annuity and structured variable annuity benefits	556	(680)	(124)
IUL insurance	66	(73)	(7)
Total	\$ 241	\$ (751)	\$ (510) ⁽²⁾
Interest Rate Increase 100 Basis Points	Interest Rate Exposure to Pretax Income		
	Before Hedge Impact	Hedge Impact (in millions)	Net Impact
Asset-based management and distribution fees ⁽¹⁾	\$ (66)	\$ —	\$ (66)
Variable annuity and structured variable annuity benefits:			
Market risk benefits	974	(693)	281
Indexing feature for structured variable annuities	(24)	191	167
Total variable annuity and structured variable annuity benefits	950	(502)	448
Fixed annuities, fixed insurance and fixed portion of variable annuities and variable insurance products	32	—	32
Banking deposits	40	—	40
Brokerage client cash balances	52	—	52
Certificates	(2)	—	(2)
IUL insurance	7	3	10
Total	\$ 1,013	\$ (499)	\$ 514

⁽¹⁾ Excludes incentive income which is impacted by market and fund performance during the period and cannot be readily estimated.

⁽²⁾ Represents the net impact to pretax income. The estimated net impact to pretax adjusted operating income is \$(379) million as of December 31, 2025.

The above results compare to an estimated negative net impact to pretax income of \$509 million related to a 10% equity price decline and an estimated positive net impact to pretax income of \$529 million related to a 100 basis point increase in interest rates as of December 31, 2024.

Net impacts shown in the above tables from market risk benefits result largely from differences between the liability valuation basis and the hedging basis. Liabilities are valued using fair value accounting principles, with risk margins incorporated in contractholder behavior assumptions. Our hedging is based on our determination of economic risk, which excludes certain items in the liability valuation.

Actual results could and likely will differ materially from those illustrated above as fair values have a number of estimates and assumptions. For example, the illustration above includes assuming that implied market volatility does not change when equity prices fall by 10% and that the 100 basis point increase in interest rates is a parallel shift of the yield curve. Furthermore, we have not tried to anticipate changes in client preferences for different types of assets or other changes in client behavior, nor have we tried to anticipate all strategic actions management might take to increase revenues or reduce expenses in these scenarios.

The selection of a 100 basis point interest rate increase as well as a 10% equity price decline should not be construed as a prediction of future market events. Impacts of larger or smaller changes in interest rates or equity prices will not be proportional to those shown for a 100 basis point increase in interest rates or a 10% decline in equity prices.

Asset-Based Management and Distribution Fees

We earn asset-based management fees and distribution fees on our assets under management. As of December 31, 2025, the value of our assets under management was \$1.3 trillion. These sources of revenue are subject to both interest rate and equity price risk since the value of these assets and the fees they earn fluctuate inversely with interest rates and directly with equity prices. We currently only hedge certain equity price risk for this exposure, primarily using futures and swaps. We currently do not hedge any of the interest rate risk for this exposure.

Ameriprise Financial, Inc.***Market Risk Benefits***

The total contract value of all variable annuities as of December 31, 2025 was \$91.3 billion. See Note 13 to our Consolidated Financial Statements for details of the reserves associated with market risk benefits. The changes in fair value of variable annuity market risk benefits are recorded through earnings, with the exception of the portion of the change in fair value due to a change in our nonperformance risk, which is recognized in other comprehensive income (loss). Fair value is calculated based on projected, discounted cash flows over the life of the contract, including projected, discounted benefits and fees.

Equity Price Risk

The variable annuity guaranteed benefits guarantee payouts to the annuity holder under certain specific conditions regardless of the performance of the investment assets. For this reason, when equity prices decline, the returns from the separate account assets coupled with guaranteed benefit fees from annuity holders may not be sufficient to fund expected payouts. In that case, reserves must be increased with a negative impact to earnings.

The core derivative instruments with which we hedge the equity price risk of these benefits are longer dated put and call options; these core instruments are supplemented with equity futures and total return swaps. See Note 18 to our Consolidated Financial Statements for further information on our derivative instruments.

Interest Rate Risk

Increases in interest rates reduce the fair value of the liabilities and may result in market risk benefits in an asset position. The interest rate exposure is hedged with a portfolio of interest rate swaps, futures and swaptions. We have entered into interest rate swaps according to risk exposures along maturities, thus creating both fixed rate payor and variable rate payor terms. If interest rates were to increase, we would have to pay more to the swap counterparty, and the fair value of our equity puts would decrease, resulting in a negative impact to our pretax income.

Structured Variable Annuities

Structured variable annuities offer the contractholder the ability to allocate account value to either an account that earns fixed interest (fixed account) or an account that is impacted by the performance of various equity indices (indexed account) subject to a cap, floor or buffer. Our earnings are based upon the spread between investment income earned and the credits made to the fixed account and benefits reflected in an indexed account of the structured variable annuities. As of December 31, 2025, we had \$21.5 billion in liabilities related to structured variable annuities.

Equity Price Risk

The equity-linked return to contractholders creates equity price risk as the amount paid to contractholders depends on changes in equity prices. The equity price risk for structured variable annuities is evaluated together with the variable annuity riders as part of a hedge program using the derivative instruments consistent with our hedging on variable annuity riders.

Interest Rate Risk

The fair value of the embedded derivative associated with structured variable annuities is based on a discounted cash flow approach. Changes in interest rates impact the discounting of the embedded derivative liability. The spread between the investment income earned and amounts transferred to contractholders is also affected by changes in interest rates. These interest rate risks associated with structured variable annuities are not currently hedged.

Fixed Annuities, Fixed Insurance and Fixed Portion of Variable Annuities and Variable Insurance Contracts

Our earnings from fixed deferred annuities, fixed insurance, and the fixed portion of variable annuities and variable insurance contracts are based upon the spread between rates earned on assets held and the rates at which interest is credited to accounts. We primarily invest in fixed rate securities to fund the rate credited to clients. We guarantee an interest rate to the holders of these products. Investment assets and client liabilities generally differ as it relates to basis, repricing or maturity characteristics. Rates credited to clients' accounts generally reset at shorter intervals than the yield on the underlying investments. Therefore, in an increasing interest rate environment, higher interest rates may be reflected in crediting rates to clients sooner than in rates earned on invested assets, which could result in a reduced spread between the two rates, reduced earned income and a negative impact on pretax income. While interest rates under the current environment have relieved some pressure from the liability guaranteed minimum interest rates ("GMIRs"), there are still some GMIRs above current levels. Hence, liability credited rates will move more slowly under a modest rise in interest rates while projected asset purchases would capture the full increase in interest rates. This dynamic would result in widening spreads under a modestly rising rate scenario given the current relationship between the current level of interest rates and the underlying GMIRs on the business. Of the \$46.5 billion in Policyholder account balances, future policy benefits and claims as of December 31, 2025, \$15.2 billion is related to liabilities created by these products. We do not hedge this exposure.

As a result of the current market environment, reinvestment yields are becoming more aligned with the current portfolio yield. The carrying value and weighted average yield of non-structured fixed maturity securities and commercial mortgage loans that may generate proceeds to reinvest through 2027 due to prepayment, maturity or call activity at the option of the issuer, excluding securities with a make-whole provision, were \$2.5 billion and 4.1%, respectively, as of December 31, 2025. In addition, residential mortgage backed securities, which can be subject to prepayment risk under a low interest rate environment, totaled \$28.2 billion and had a

Ameriprise Financial, Inc.

weighted average yield of 4.7% as of December 31, 2025. While these amounts represent investments that could be subject to reinvestment risk, it is also possible that these investments will be used to fund liabilities or may not be prepaid and will remain invested at their current yields. In addition to the interest rate environment, the mix of benefit payments versus product sales as well as the timing and volumes associated with such mix may impact our investment yield. Furthermore, reinvestment activities and the associated investment yield may also be impacted by corporate strategies implemented at management's discretion. The average yield for investment purchases during the year ended December 31, 2025 was approximately 5.1%.

The reinvestment of proceeds from maturities, calls and prepayments at rates above the current portfolio yields will create potential upside impact to future operating results. In this volatile rate environment, we assess reinvestment risk in our investment portfolio and monitor this risk in accordance with our asset/liability management framework. In addition, we may update the crediting rates on our fixed products when warranted, subject to guaranteed minimums.

See Note 11 to our Consolidated Financial Statements for more information on the account values of fixed deferred annuities, fixed insurance, and the fixed portion of variable annuities and variable insurance contracts by range of GMIRs and the range of the difference between rates credited to policyholders and contractholders as of December 31, 2025 and 2024 and the respective guaranteed minimums, as well as the percentage of account values subject to rate reset in the time period indicated.

Banking Deposits and Brokerage Client Cash Balances

We pay interest on banking deposits and certain brokerage client cash balances and have the ability to reset these rates from time to time based on prevailing economic and business conditions. We earn revenue to fund the interest paid from interest-earning assets or fees from off-balance sheet deposits at Federal Deposit Insurance Corporation insured institutions, which are indexed to short-term interest rates. In general, the change in interest paid lags the change in revenues earned. As of December 31, 2025 we had \$23.7 billion of bank deposits and \$1.9 billion of brokerage deposits.

Certificate Products

Fixed Rate Certificates

We have interest rate risk from our investment certificates generally ranging in amounts from \$1 thousand to \$2 million with interest crediting rate terms ranging from 3 months to 36 months. We guarantee an interest rate to the holders of these products. Payments collected from clients are primarily invested in fixed income securities to fund the client credited rate with the spread between the rate earned from investments and the rate credited to clients recorded as earned income. Client liabilities and investment assets generally differ as it relates to basis, repricing or maturity characteristics. Rates credited to clients generally reset at shorter intervals than the yield on underlying investments. This exposure is not currently hedged although we monitor our investment strategy and make modifications based on our changing liabilities and the expected interest rate environment. As of December 31, 2025 we had \$8.1 billion related to reserves for our fixed rate certificate products.

Indexed Universal Life

IUL insurance is similar to UL in many regards, although the rate of credited interest above the minimum guarantee for funds allocated to an indexed account is linked to the performance of the specified index for the indexed account (subject to stated account parameters, which include a cap and floor, or a spread and floor). The policyholder may allocate all or a portion of the policy value to a fixed or any available indexed account. As of December 31, 2025, we had \$2.9 billion in liabilities related to the indexed accounts of IUL.

Equity Price Risk

The equity-linked return to investors creates equity price risk as the amount credited depends on changes in equity prices. Most of the proceeds received from IUL insurance are invested in fixed income securities. To hedge the equity exposure, a portion of the investment earnings received from the fixed income securities is used to purchase call spreads which generate returns to replicate what we must credit to client accounts.

Interest Rate Risk

As mentioned above, most of the proceeds received from IUL insurance are invested in fixed income securities with the return on those investments intended to fund the purchase of call spreads and options. There are two risks relating to interest rates. First, we have the risk that investment returns are such that we do not have enough investment income to purchase the needed call spreads. Second, in the event the policy is surrendered we pay out a book value surrender amount and there is a risk that we will incur a loss upon having to sell the fixed income securities backing the liability (if interest rates have risen). This risk is not currently hedged.

Foreign Currency Risk

We have foreign currency risk through our net investment in foreign subsidiaries and our operations in foreign countries. We are primarily exposed to changes in British Pounds related to our net investment in Threadneedle, which was approximately £1.2 billion as of December 31, 2025. We also have exposure related to operations in foreign countries to Euros, Indian Rupees and other currencies. We monitor the foreign exchange rates that we have exposure to and enter into foreign currency forward contracts to mitigate risk when economically prudent. As of December 31, 2025, the notional value of outstanding contracts and our remaining foreign currency risk related to operations in foreign countries were not material.

Ameriprise Financial, Inc.***Interest Rate Risk on External Debt***

The stated interest rates on our \$3.1 billion of senior unsecured notes are fixed.

Credit Risk

We are exposed to credit risk within our investment portfolio, including our loan portfolio, and through our derivative and reinsurance activities. Credit risk relates to the uncertainty of an obligor's continued ability to make timely payments in accordance with the contractual terms of the financial instrument or contract. We consider our total potential credit exposure to each counterparty and its affiliates to ensure compliance with pre-established credit guidelines at the time we enter into a transaction which would potentially increase our credit risk. These guidelines and oversight of credit risk are managed through a comprehensive enterprise risk management program that includes members of senior management.

We manage the risk of credit-related losses in the event of nonperformance by counterparties by applying disciplined fundamental credit analysis and underwriting standards, prudently limiting exposures to lower-quality, higher-yielding investments, and diversifying exposures by issuer, industry, region and underlying investment type. We remain exposed to occasional adverse cyclical economic downturns during which default rates may be significantly higher than the long-term historical average used in pricing.

We manage our credit risk related to over-the-counter derivatives by entering into transactions with creditworthy counterparties, maintaining collateral arrangements and through the use of master netting arrangements that provide for a single net payment to be made by one counterparty to another at each due date and upon termination. Generally, our current credit exposure on over-the-counter derivative contracts is limited to a derivative counterparty's net positive fair value of derivative contracts after taking into consideration the existence of netting arrangements and any collateral received. This exposure is monitored and managed to an acceptable threshold level. For certain OTC derivatives, our counterparties are required to both post and collect initial margin above a regulatory threshold providing us and our counterparties with additional protection above the daily collateralization of net market value of the positions.

The counterparty risk for centrally cleared over-the-counter derivatives is transferred to a central clearing party through contract novation. The central clearing party requires both daily settlement of mark-to-market and initial margin. Because the central clearing party monitors open positions and adjusts collateral requirements daily, we have minimal credit exposure from such derivative instruments.

Exchange-traded derivatives are effected through regulated exchanges that require contract standardization and initial margin to transact through the exchange. Because exchange-traded futures are marked to market and generally cash settled on a daily basis, we have minimal exposure to credit-related losses in the event of nonperformance by counterparties to such derivative instruments. Other exchange-traded derivatives would be exposed to nonperformance by counterparties for amounts in excess of initial margin requirements only if the exchange is unable to fulfill the contract.

We manage our credit risk related to reinsurance treaties by evaluating the financial condition of reinsurance counterparties prior to entering into new reinsurance treaties. In addition, we regularly evaluate their financial strength during the terms of the treaties. As of December 31, 2025, our largest reinsurance credit risks are related to coinsurance treaties with Global Atlantic Financial Group's subsidiary Commonwealth Annuity and Life Insurance Company and with life insurance subsidiaries of Genworth Financial, Inc. See Note 7 and Note 8 to our Consolidated Financial Statements for additional information on reinsurance.

Item 8. Financial Statements and Supplementary Data**Consolidated Financial Statements:**

Report of Independent Registered Public Accounting Firm (PCAOB Firm ID 238)	61
Consolidated Statements of Operations — Years ended December 31, 2025, 2024 and 2023	63
Consolidated Statements of Comprehensive Income — Years ended December 31, 2025, 2024 and 2023	64
Consolidated Balance Sheets — December 31, 2025 and 2024	65
Consolidated Statements of Equity — Years ended December 31, 2025, 2024 and 2023	66
Consolidated Statements of Cash Flows — Years ended December 31, 2025, 2024 and 2023	67
Notes to Consolidated Financial Statements	69
1. Basis of Presentation	69
2. Summary of Significant Accounting Policies	69
3. Recent Accounting Pronouncements	78
4. Revenue from Contracts with Customers	80
5. Variable Interest Entities	84
6. Investments	88
7. Financing Receivables	92
8. Reinsurance	96
9. Goodwill and Other Intangible Assets	97
10. Deferred Acquisition Costs and Deferred Sales Inducement Costs	98
11. Policyholder Account Balances, Future Policy Benefits and Claims	99
12. Separate Account Assets and Liabilities	110
13. Market Risk Benefits	111
14. Customer Deposits	115
15. Debt	115
16. Fair Values of Assets and Liabilities	116
17. Offsetting Assets and Liabilities	126
18. Derivatives and Hedging Activities	127
19. Leases	131
20. Share-Based Compensation	132
21. Shareholders' Equity	136
22. Earnings per Share	139
23. Regulatory Requirements	139
24. Income Taxes	142
25. Retirement Plans and Profit Sharing Arrangements	144
26. Commitments and Contingencies	148
27. Related Party Transactions	149
28. Segment Information	149

Report of Independent Registered Public Accounting Firm

To the Board of Directors and Shareholders of Ameriprise Financial, Inc.

Opinions on the Financial Statements and Internal Control Over Financial Reporting

We have audited the accompanying consolidated balance sheets of Ameriprise Financial, Inc. and its subsidiaries (the “Company”) as of December 31, 2025 and 2024, and the related consolidated statements of operations, of comprehensive income, of equity and of cash flows for each of the three years in the period ended December 31, 2025, including the related notes and financial statement schedule listed in the index appearing under Item 15(a)(2) (collectively referred to as the “consolidated financial statements”). We also have audited the Company’s internal control over financial reporting as of December 31, 2025, based on criteria established in Internal Control - Integrated Framework (2013) issued by the Committee of Sponsoring Organizations of the Treadway Commission (COSO).

In our opinion, the consolidated financial statements referred to above present fairly, in all material respects, the financial position of the Company as of December 31, 2025 and 2024, and the results of its operations and its cash flows for each of the three years in the period ended December 31, 2025 in conformity with accounting principles generally accepted in the United States of America. Also in our opinion, the Company maintained, in all material respects, effective internal control over financial reporting as of December 31, 2024, based on criteria established in Internal Control - Integrated Framework (2013) issued by the COSO.

Basis for Opinions

The Company’s management is responsible for these consolidated financial statements, for maintaining effective internal control over financial reporting, and for its assessment of the effectiveness of internal control over financial reporting, included in Management’s Report on Internal Control Over Financial Reporting appearing under Item 9A. Our responsibility is to express opinions on the Company’s consolidated financial statements and on the Company’s internal control over financial reporting based on our audits. We are a public accounting firm registered with the Public Company Accounting Oversight Board (United States) (PCAOB) and are required to be independent with respect to the Company in accordance with the U.S. federal securities laws and the applicable rules and regulations of the Securities and Exchange Commission and the PCAOB.

We conducted our audits in accordance with the standards of the PCAOB. Those standards require that we plan and perform the audits to obtain reasonable assurance about whether the consolidated financial statements are free of material misstatement, whether due to error or fraud, and whether effective internal control over financial reporting was maintained in all material respects.

Our audits of the consolidated financial statements included performing procedures to assess the risks of material misstatement of the consolidated financial statements, whether due to error or fraud, and performing procedures that respond to those risks. Such procedures included examining, on a test basis, evidence regarding the amounts and disclosures in the consolidated financial statements. Our audits also included evaluating the accounting principles used and significant estimates made by management, as well as evaluating the overall presentation of the consolidated financial statements. Our audit of internal control over financial reporting included obtaining an understanding of internal control over financial reporting, assessing the risk that a material weakness exists, and testing and evaluating the design and operating effectiveness of internal control based on the assessed risk. Our audits also included performing such other procedures as we considered necessary in the circumstances. We believe that our audits provide a reasonable basis for our opinions.

Definition and Limitations of Internal Control Over Financial Reporting

A company’s internal control over financial reporting is a process designed to provide reasonable assurance regarding the reliability of financial reporting and the preparation of financial statements for external purposes in accordance with generally accepted accounting principles. A company’s internal control over financial reporting includes those policies and procedures that (i) pertain to the maintenance of records that, in reasonable detail, accurately and fairly reflect the transactions and dispositions of the assets of the company; (ii) provide reasonable assurance that transactions are recorded as necessary to permit preparation of financial statements in accordance with generally accepted accounting principles, and that receipts and expenditures of the company are being made only in accordance with authorizations of management and directors of the company; and (iii) provide reasonable assurance regarding prevention or timely detection of unauthorized acquisition, use, or disposition of the company’s assets that could have a material effect on the financial statements.

Because of its inherent limitations, internal control over financial reporting may not prevent or detect misstatements. Also, projections of any evaluation of effectiveness to future periods are subject to the risk that controls may become inadequate because of changes in conditions, or that the degree of compliance with the policies or procedures may deteriorate.

Critical Audit Matters

The critical audit matter communicated below is a matter arising from the current period audit of the consolidated financial statements that was communicated or required to be communicated to the audit committee and that (i) relates to accounts or disclosures that are material to the consolidated financial statements and (ii) involved our especially challenging, subjective, or complex judgments. The communication of critical audit matters does not alter in any way our opinion on the consolidated financial statements, taken as a whole, and we are not, by communicating the critical audit matter below, providing a separate opinion on the critical audit matter or on the accounts or disclosures to which it relates.

Valuation of market risk benefits

As described in Notes 2 and 13 to the consolidated financial statements, market risk benefits are contracts or contract features that both provide protection to the contractholder from other-than-nominal capital market risk and expose the Company to other-than-nominal capital market risk. Market risk benefits include certain contract features on variable annuity products that provide minimum guarantees to contractholders. Market risk benefits are measured at fair value, at the individual contract level, using a non-option-based valuation approach or an option-based valuation approach, dependent upon the fee structure of the contract. The significant assumptions used by management to develop the fair value measurements of market risk benefits include utilization of guaranteed withdrawals, surrender rate, market volatility and nonperformance risk. As of December 31, 2025, the market risk benefits asset was \$2,274 million and the market risk benefits liability was \$1,182 million.

The principal considerations for our determination that performing procedures relating to the valuation of market risk benefits is a critical audit matter are (i) the significant judgment by management when developing the fair value estimate of the market risk benefits, (ii) a high degree of auditor judgment, subjectivity and effort in performing procedures and evaluating audit evidence related to management's significant assumptions related to utilization of guaranteed withdrawals, surrender rate, market volatility and nonperformance risk (collectively, the significant market risk benefit assumptions), and (iii) the audit effort involved the use of professionals with specialized skill and knowledge.

Addressing the matter involved performing procedures and evaluating audit evidence in connection with forming our overall opinion on the consolidated financial statements. These procedures included testing the effectiveness of controls relating to market risk benefits, including controls over the reasonableness of the significant market risk benefit assumptions. These procedures also included, among others, (i) evaluating management's process for developing the fair value estimate of the market risk benefits, (ii) testing, on a sample basis, the completeness and accuracy of data used in the estimate, and (iii) the involvement of professionals with specialized skill and knowledge to assist in evaluating the reasonableness of the significant market risk benefit assumptions based on industry knowledge and data as well as historical Company data and experience, and the continued appropriateness of unchanged assumptions.

/s/ PricewaterhouseCoopers LLP
Minneapolis, Minnesota
February 19, 2026

We have served as the Company's auditor since 2010.

Ameriprise Financial, Inc.

Consolidated Statements of Operations

	Years Ended December 31,		
	2025	2024	2023
	(in millions, except per share amounts)		
Revenues			
Management and financial advice fees	\$ 11,109	\$ 10,143	\$ 8,907
Distribution fees	2,117	2,060	1,931
Net investment income	3,570	3,648	3,206
Premiums, policy and contract charges	1,587	1,559	1,539
Other revenues	528	516	513
Total revenues	18,911	17,926	16,096
Banking and deposit interest expense	431	662	561
Total net revenues	18,480	17,264	15,535
Benefits and expenses			
Distribution expenses	6,741	6,024	5,078
Interest credited to fixed accounts	475	616	654
Benefits, claims, losses and settlement expenses	1,303	1,299	1,350
Remeasurement (gains) losses of future policy benefit reserves	10	(44)	(20)
Change in fair value of market risk benefits	1,004	628	798
Amortization of deferred acquisition costs	242	242	246
Interest and debt expense	326	329	324
General and administrative expense	3,875	3,903	3,871
Total benefits and expenses	13,976	12,997	12,301
Pretax income	4,504	4,267	3,234
Income tax provision	941	866	678
Net income	\$ 3,563	\$ 3,401	\$ 2,556
Earnings per share			
Basic	\$ 36.85	\$ 33.67	\$ 24.18
Diluted	\$ 36.28	\$ 33.05	\$ 23.71

See Notes to Consolidated Financial Statements.

Ameriprise Financial, Inc.

Consolidated Statements of Comprehensive Income

	Years Ended December 31,		
	2025	2024	2023
	(in millions)		
Net income	\$ 3,563	\$ 3,401	\$ 2,556
Other comprehensive income (loss), net of tax:			
Net unrealized gains (losses) on securities	944	(211)	802
Net unrealized gains (losses) on derivatives	(9)	—	2
Effect of changes in discount rate assumptions on certain long-duration contracts	(72)	153	(54)
Effect of changes in instrument-specific credit risk on market risk benefits	20	(62)	(65)
Defined benefit plans	14	15	15
Foreign currency translation adjustment	118	(37)	80
Other	1	—	—
Total other comprehensive income (loss), net of tax	1,016	(142)	780
Total comprehensive income (loss)	<u>\$ 4,579</u>	<u>\$ 3,259</u>	<u>\$ 3,336</u>

See Notes to Consolidated Financial Statements.

Ameriprise Financial, Inc.
Consolidated Balance Sheets

	December 31,	
	2025	2024
	(in millions, except share amounts)	
Assets		
Cash and cash equivalents	\$ 9,953	\$ 8,149
Cash of consolidated investment entities	150	373
Investments (allowance for credit losses: 2025, \$26; 2024, \$25)	58,406	56,423
Investments of consolidated investment entities, at fair value	2,618	2,387
Market risk benefits	2,274	2,182
Separate account assets	80,044	78,114
Receivables (allowance for credit losses: 2025, \$71; 2024, \$69)	14,920	14,472
Receivables of consolidated investment entities, at fair value	30	31
Deferred acquisition costs	2,625	2,677
Restricted and segregated cash, cash equivalents and investments	1,055	1,444
Other assets	18,829	15,149
Other assets of consolidated investment entities, at fair value	—	2
Total assets	\$ 190,904	\$ 181,403
Liabilities and Equity		
Liabilities:		
Policyholder account balances, future policy benefits and claims	\$ 46,498	\$ 41,873
Market risk benefits	1,182	1,263
Separate account liabilities	80,044	78,114
Customer deposits	33,750	35,826
Short-term borrowings	200	201
Long-term debt	3,077	2,842
Debt of consolidated investment entities, at fair value	2,585	2,429
Accounts payable and accrued expenses	2,982	2,704
Other liabilities	13,878	10,609
Other liabilities of consolidated investment entities, at fair value	159	314
Total liabilities	184,355	176,175
Equity:		
Common shares (\$0.01 par value; shares authorized, 1,250,000,000; shares issued, 338,058,287 and 337,729,050, respectively)	3	3
Additional paid-in capital	10,377	10,141
Retained earnings	27,662	24,713
Treasury shares, at cost (246,794,407 and 241,562,357 shares, respectively)	(30,601)	(27,721)
Accumulated other comprehensive income (loss), net of tax	(892)	(1,908)
Total equity	6,549	5,228
Total liabilities and equity	\$ 190,904	\$ 181,403

See Notes to Consolidated Financial Statements.

Ameriprise Financial, Inc.
Consolidated Statements of Equity

	Number of Outstanding Shares	Common Shares	Additional Paid-In Capital	Retained Earnings	Treasury Shares	Accumulated Other Comprehensive Income (Loss)	Total
	(in millions, except share amounts)						
Balances at January 1, 2023	105,278,990	\$ 3	\$ 9,517	\$ 19,918	\$ (23,089)	\$ (2,546)	\$ 3,803
Net income	—	—	—	2,556	—	—	2,556
Other comprehensive income (loss), net of tax	—	—	—	—	—	780	780
Dividends to shareholders	—	—	—	(569)	—	—	(569)
Repurchase of common shares	(6,659,042)	—	—	—	(2,212)	—	(2,212)
Share-based compensation plans	1,553,264	—	307	—	64	—	371
Balances at December 31, 2023	100,173,212	3	9,824	21,905	(25,237)	(1,766)	4,729
Net income	—	—	—	3,401	—	—	3,401
Other comprehensive income (loss), net of tax	—	—	—	—	—	(142)	(142)
Dividends to shareholders	—	—	—	(593)	—	—	(593)
Repurchase of common shares	(5,717,527)	—	—	—	(2,566)	—	(2,566)
Share-based compensation plans	1,711,008	—	317	—	82	—	399
Balances at December 31, 2024	96,166,693	3	10,141	24,713	(27,721)	(1,908)	5,228
Net income	—	—	—	3,563	—	—	3,563
Other comprehensive income (loss), net of tax	—	—	—	—	—	1,016	1,016
Dividends to shareholders	—	—	—	(614)	—	—	(614)
Repurchase of common shares	(5,893,906)	—	—	—	(2,957)	—	(2,957)
Share-based compensation plans	991,093	—	236	—	77	—	313
Balances at December 31, 2025	91,263,880	\$ 3	\$ 10,377	\$ 27,662	\$ (30,601)	\$ (892)	\$ 6,549

See Notes to Consolidated Financial Statements.

Ameriprise Financial, Inc.
Consolidated Statements of Cash Flows

	Years Ended December 31,		
	2025	2024	2023
	(in millions)		
Cash Flows from Operating Activities			
Net income	\$ 3,563	\$ 3,401	\$ 2,556
Adjustments to reconcile net income to net cash provided by (used in) operating activities:			
Depreciation, amortization and accretion, net	(93)	(159)	(154)
Deferred income tax expense (benefit)	157	125	18
Share-based compensation	206	193	187
Net realized investment (gains) losses	(3)	15	47
Net trading (gains) losses	(6)	(7)	(9)
Loss from equity method investments	8	19	27
Impairments and provision for loan and credit losses	19	9	(16)
Net (gains) losses of consolidated investment entities	12	(13)	23
Changes in operating assets and liabilities			
Restricted and segregated investments	477	102	(8)
Deferred acquisition costs	52	36	64
Policyholder account balances, future policy benefits and claims, and market risk benefits, net	4,610	3,831	3,071
Derivatives, net of collateral	(394)	(1,696)	(624)
Receivables	(159)	215	276
Brokerage deposits	(385)	(55)	(781)
Accounts payable and accrued expenses	261	105	354
Current income tax, net	(108)	200	(387)
Other operating assets and liabilities of consolidated investment entities, net	6	1	(5)
Other, net	100	273	46
Net cash provided by (used in) operating activities	<u>8,323</u>	<u>6,595</u>	<u>4,685</u>
Cash Flows from Investing Activities			
Available-for-Sale securities:			
Proceeds from sales	2,154	2,340	734
Maturities, sinking fund payments and calls	16,919	15,684	9,230
Purchases	(19,504)	(18,536)	(19,694)
Proceeds from sales, maturities and repayments of mortgage loans	240	175	152
Funding of mortgage loans	(713)	(413)	(284)
Proceeds from sales, maturities and collections of other investments	70	123	145
Purchase of other investments	(51)	(158)	(116)
Purchase of investments by consolidated investment entities	(1,431)	(1,125)	(427)
Proceeds from sales, maturities and repayments of investments by consolidated investment entities	988	1,117	643
Purchase of land, buildings, equipment and software	(162)	(176)	(184)
Cash paid for written options with deferred premiums	(50)	(57)	(59)
Cash received from written options with deferred premiums	20	22	43
Cash paid for deposit receivables	(29)	(33)	(39)
Cash received for deposit receivables	427	592	774
Other, net	(406)	(106)	(180)
Net cash provided by (used in) investing activities	<u>\$ (1,528)</u>	<u>\$ (551)</u>	<u>\$ (9,262)</u>

See Notes to Consolidated Financial Statements.

Ameriprise Financial, Inc.
Consolidated Statements of Cash Flows (Continued)

	Years Ended December 31,		
	2025	2024	2023
	(in millions)		
Cash Flows from Financing Activities			
Investment certificates:			
Proceeds from additions	\$ 3,064	\$ 4,942	\$ 11,193
Maturities, withdrawals and cash surrenders	(6,123)	(7,212)	(7,039)
Policyholder account balances:			
Deposits and other additions	1,293	1,470	1,476
Net transfers from (to) separate accounts	(163)	(176)	(132)
Surrenders and other benefits	(1,487)	(1,765)	(2,102)
Change in banking deposits, net	1,356	809	3,193
Cash paid for purchased options with deferred premiums	(121)	(148)	(53)
Cash received for purchased options with deferred premiums	96	229	251
Issuance of long-term debt, net of issuance costs	741	—	1,335
Repayments of long-term debt	(510)	(561)	(760)
Dividends paid to shareholders	(596)	(574)	(550)
Repurchase of common shares	(2,907)	(2,448)	(2,127)
Borrowings of consolidated investment entities	1,120	1,273	—
Repayments of debt by consolidated investment entities	(922)	(1,004)	(275)
Other, net	2	—	1
Net cash provided by (used in) financing activities	<u>(5,157)</u>	<u>(5,165)</u>	<u>4,411</u>
Effect of exchange rate changes on cash	31	(10)	31
Net increase (decrease) in cash and cash equivalents, including amounts restricted	1,669	869	(135)
Cash and cash equivalents, including amounts restricted at beginning of period	9,489	8,620	8,755
Cash and cash equivalents, including amounts restricted at end of period	<u>\$ 11,158</u>	<u>\$ 9,489</u>	<u>\$ 8,620</u>
Supplemental Disclosures:			
Interest paid excluding consolidated investment entities	\$ 592	\$ 834	\$ 682
Interest paid by consolidated investment entities	160	176	177
Leased assets obtained in exchange for operating lease liabilities	50	39	67
December 31,			
	2025	2024	
	(in millions)		
Reconciliation of cash and cash equivalents, including amounts restricted:			
Cash and cash equivalents	\$ 9,953	\$ 8,149	
Cash of consolidated investment entities	150	373	
Restricted and segregated cash, cash equivalents and investments	1,055	1,444	
Less: Restricted and segregated investments	—	(477)	
Total cash and cash equivalents, including amounts restricted per consolidated statements of cash flows	<u>\$ 11,158</u>	<u>\$ 9,489</u>	

See Notes to Consolidated Financial Statements.

Ameriprise Financial, Inc.
Notes to Consolidated Financial Statements

1. Basis of Presentation

Ameriprise Financial, Inc. is a holding company, which primarily conducts business through its subsidiaries to provide financial planning, products and services that are designed to be utilized as solutions for clients' cash and liquidity, asset accumulation, income, protection and estate and wealth transfer needs. The foreign operations of Ameriprise Financial, Inc. ("Ameriprise Financial") are conducted primarily through Columbia Threadneedle Investments UK International Limited, TAM UK International Holdings Limited and Ameriprise Asset Management Holdings Singapore (Pte.) Ltd. and their respective subsidiaries (collectively, "Threadneedle").

The accompanying Consolidated Financial Statements include the accounts of Ameriprise Financial, Inc., companies in which it directly or indirectly has a controlling financial interest and variable interest entities ("VIEs") in which it is the primary beneficiary (collectively, the "Company"). All intercompany transactions and balances have been eliminated in consolidation.

The accompanying Consolidated Financial Statements are prepared in accordance with U.S. generally accepted accounting principles ("GAAP"). Certain reclassifications of prior period amounts have been made to conform with the current presentation.

The Company evaluated events or transactions that occurred after the balance sheet date for potential recognition or disclosure through the date the financial statements were issued. No subsequent events or transactions requiring recognition or disclosure were identified.

2. Summary of Significant Accounting Policies**Principles of Consolidation**

A VIE is an entity that either has equity investors that lack certain essential characteristics of a controlling financial interest (including substantive voting rights, the obligation to absorb the entity's losses, or the rights to receive the entity's returns) or has equity investors that do not provide sufficient financial resources for the entity to support its activities.

Voting interest entities ("VOEs") are those entities that do not qualify as a VIE. The Company consolidates VOEs in which it holds a greater than 50% voting interest. The Company generally accounts for entities using the equity method when it holds a greater than 20% but less than 50% voting interest or when the Company exercises significant influence over the entity. All other investments that are not reported at fair value as trading or Available-for-Sale securities are accounted for using the measurement alternative method when the Company owns less than a 20% voting interest and does not exercise significant influence. Under the measurement alternative, the investment is recorded at the cost basis, less impairments, if any, plus or minus observable price changes of identical or similar investments of the same issuer.

A VIE is consolidated by the reporting entity that determines it has both:

- the power to direct the activities of the VIE that most significantly impact the VIE's economic performance; and
- the obligation to absorb potentially significant losses or the right to receive potentially significant benefits to the VIE.

All VIEs are assessed for consolidation under this framework. When evaluating entities for consolidation, the Company considers its contractual rights in determining whether it has the power to direct the activities of the VIE that most significantly impact the VIE's economic performance. In determining whether the Company has this power, it considers whether it is acting in a role that enables it to direct the activities that most significantly impact the economic performance of an entity or if it is acting in an agent role.

In determining whether the Company has the obligation to absorb potential significant losses of the VIE or the right to receive potential significant benefits from the VIE that could potentially be significant to the VIE, the Company considers an analysis of its rights to receive benefits such as investment returns and its obligation to absorb losses associated with any investment in the VIE in conjunction with other qualitative factors. Management and incentive fees that are at market and commensurate with the level of services provided, and where the Company does not hold other interests in the VIE that would absorb more than an insignificant amount of the VIE's expected losses or receive more than an insignificant amount of the VIE's expected residual returns, are not considered a variable interest and are excluded from the analysis.

The consolidation guidance has a scope exception for reporting entities with interests in registered money market funds which do not have an explicit support agreement.

Foreign Currency Translation

Assets and liabilities of foreign subsidiaries, whose functional currency is other than the U.S. dollar, are translated into U.S. dollars based upon exchange rates prevailing at the end of each period. Revenues and expenses are translated at average daily exchange rates during the period. The resulting translation adjustment, along with any related hedge and tax effects, are included in accumulated other comprehensive income (loss) ("AOCI"). The determination of the functional currency is based on the primary economic environment in which the entity operates. Gains and losses from foreign currency transactions are included in General and administrative expenses.

Amounts Based on Estimates and Assumptions

Accounting estimates are an integral part of the Consolidated Financial Statements. In part, they are based upon assumptions concerning future events. Among the more significant are those that relate to investment securities valuation and the recognition of credit losses or impairments, valuation of derivative instruments, litigation reserves, future policy benefits, market risk benefits, and

Ameriprise Financial, Inc.**Notes to Consolidated Financial Statements (Continued)**

income taxes and the recognition of deferred tax assets and liabilities. These accounting estimates reflect the best judgment of management and actual results could differ.

Cash and Cash Equivalents

Cash equivalents include time deposits and other highly liquid investments with original or remaining maturities at the time of purchase of 90 days or less.

Investments*Available-for-Sale Securities*

Available-for-Sale securities are carried at fair value with unrealized gains (losses) recorded in AOCI, net of impacts to benefit reserves, reinsurance recoverables and income taxes. Available-for-Sale securities are recorded within Investments. Gains and losses are recognized on a trade date basis in the Consolidated Statements of Operations upon disposition of the securities.

Available-for-Sale securities are impaired when the fair value of an investment is less than its amortized cost. When an Available-for-Sale security is impaired, the Company first assesses whether or not: (i) it has the intent to sell the security (i.e., made a decision to sell) or (ii) it is more likely than not that the Company will be required to sell the security before its anticipated recovery. If either of these conditions exist, the Company recognizes an impairment by reducing the book value of the security for the difference between the investment's amortized cost and its fair value with a corresponding charge to earnings. Subsequent increases in the fair value of Available-for-Sale securities that occur in periods after a write-down has occurred are recorded as unrealized gains in other comprehensive income (loss) ("OCI"), while subsequent decreases in fair value would continue to be recorded as reductions of book value with a charge to earnings.

For securities that do not meet the above criteria, the Company determines whether the decrease in fair value is due to a credit loss or due to other factors. The amount of impairment due to credit-related factors, if any, is recognized as an allowance for credit losses with a related charge to Net investment income. The allowance for credit losses is limited to the amount by which the security's amortized cost basis exceeds its fair value. The amount of the impairment related to other factors is recognized in OCI.

Factors the Company considers in determining whether declines in the fair value of fixed maturity securities are due to credit-related factors include: (i) the extent to which the market value is below amortized cost; (ii) fundamental analysis of the liquidity, business prospects and overall financial condition of the issuer; and (iii) market events that could impact credit ratings, economic and business climate, litigation and government actions, and similar external business factors.

If through subsequent evaluation there is a sustained increase in cash flows expected, both the allowance and related charge to earnings may be reversed to reflect the increase in expected principal and interest payments.

In order to determine the amount of the credit loss component for corporate debt securities, a best estimate of the present value of cash flows expected to be collected discounted at the security's effective interest rate is compared to the amortized cost basis of the security. The significant inputs to cash flow projections consider potential debt restructuring terms, projected cash flows available to pay creditors and the Company's position in the debtor's overall capital structure. When assessing potential credit-related impairments for structured investments (e.g., residential mortgage backed securities, commercial mortgage backed securities, asset backed securities and other structured investments), the Company also considers credit-related factors such as overall deal structure and its position within the structure, quality of underlying collateral, delinquencies and defaults, loss severities, recoveries, prepayments and cumulative loss projections.

Management has elected to exclude accrued interest in its measurement of the allowance for credit losses for Available-for-Sale securities. Accrued interest on Available-for-Sale securities is recorded as earned in Receivables. Available-for-Sale securities are generally placed on nonaccrual status when the accrued balance becomes 90 days past due or earlier based on management's evaluation of the facts and circumstances of each security under review. All previously accrued interest is reversed through Net investment income.

Financing Receivables*Commercial Loans*

Commercial loans include commercial mortgage loans, syndicated loans, and advisor loans and are recorded at amortized cost less the allowance for credit losses. Commercial mortgage loans and syndicated loans are recorded within Investments and advisor loans are recorded within Receivables. Commercial mortgage loans are loans on commercial properties that are originated by the Company. Syndicated loans represent the Company's investment in loan syndications originated by unrelated third parties.

The Company offers loans to financial advisors primarily for recruiting, transitional cost assistance, retention purposes, practice operations, and growth strategies. These advisor loans are generally repaid over a five- to ten-year period. If the financial advisor is no longer affiliated with the Company, the unpaid balances generally become immediately due.

Interest income is accrued as earned on the unpaid principal balances of the loans. Interest income recognized on commercial mortgage loans and syndicated loans is recorded in Net investment income. Interest income recognized on advisor loans is recorded in Other revenues.

Ameriprise Financial, Inc.
Notes to Consolidated Financial Statements (Continued)

Consumer Loans

Consumer loans consist of credit card receivables, residential mortgage loans, policy loans, margin loans and pledged asset lines of credit and are recorded at amortized cost less the allowance for loan losses. Credit card receivables, residential mortgage loans and policy loans are recorded within Investments. Margin loans and pledged asset lines of credit are recorded within Receivables. Credit card receivables are related to Ameriprise-branded credit cards issued to the Company's customers by a third party. When originated, policy loan balances do not exceed the cash surrender value of the underlying products. The Company's broker dealer subsidiaries enter into lending arrangements with clients through the normal course of business, which are primarily based on customer margin levels. Ameriprise Bank, FSB ("Ameriprise Bank") enters into pledged asset lines of credit with customers of the Company's broker dealer subsidiaries, where certain of the customer's assets held in brokerage accounts serve as collateral.

Interest income is accrued as earned on the unpaid principal balances of the loans. Interest income recognized on consumer loans is recorded in Net investment income.

Deposit Receivables

For each of its reinsurance agreements, the Company determines whether the agreement provides indemnification against loss or liability related to insurance risk in accordance with applicable accounting standards. If the Company determines that a reinsurance agreement does not expose the reinsurer to a reasonable possibility of a significant loss from insurance risk, the Company records the agreement using the deposit method of accounting. Deposits made and any related embedded derivatives are included in Receivables. As amounts are received, consistent with the underlying contracts, deposit receivables are adjusted. Deposit receivables are accreted using the interest method and the accretion is reported in Other revenues.

See Note 7 for additional information on financing receivables.

Allowance for Credit Losses

The allowance for credit losses is a valuation account that is deducted from the amortized cost basis of the financial assets to present the net amount expected to be collected over the asset's expected life, considering past events, current conditions and reasonable and supportable forecasts of future economic conditions. Estimates of expected credit losses consider both historical charge-off and recovery experience as well as current economic conditions and management's expectation of future charge-off and recovery levels. Expected losses related to risks other than credit risk are excluded from the allowance for credit losses. The allowance for credit losses is measured and recorded upon initial recognition of the loan, regardless of whether it is originated or purchased. The methods and information used to develop the allowance for credit losses for each class of financing receivable are discussed below.

Commercial Loans

The allowance for credit losses for commercial mortgage loans and syndicated loans utilizes a probability of default and loss severity approach to estimate lifetime expected credit losses. Actual historical default and loss severity data for each type of commercial loan is adjusted for current conditions and reasonable and supportable forecasts of future economic conditions to develop the probability of default and loss severity assumptions that are applied to the amortized cost basis of the loans over the expected life of each portfolio. The allowance for credit losses on commercial mortgage loans and syndicated loans is recorded through provisions charged to Net investment income and is reduced/increased by net charge-offs/recoveries.

Management determines the adequacy of the allowance for credit losses based on the overall loan portfolio composition, recent and historical loss experience, and other pertinent factors, including when applicable, internal risk ratings, loan-to-value ("LTV") ratios, and occupancy rates, along with reasonable and supportable forecasts of economic and market conditions. This evaluation is inherently subjective as it requires estimates, which may be susceptible to significant change.

While the Company may attribute portions of the allowance to specific loan pools as part of the allowance estimation process, the entire allowance is available to absorb losses expected over the life of the loan portfolio.

When determining the allowance for credit losses for advisor loans, the Company considers its actual historical collection experience and advisor termination experience as well as other factors including amounts due at termination, the reasons for the terminated relationship, length of time since termination, and the former financial advisor's overall financial position. Management may identify certain pools of advisors at higher risk of termination based on production metrics or other factors. Management uses its best estimate of future termination and collection rates to estimate expected credit losses over the expected life of the loans. The allowance for credit losses on advisor loans is recorded through provisions charged to Distribution expenses and is reduced/increased by net charge-offs/recoveries.

Consumer Loans

The allowance for loan losses for credit card receivables and residential mortgage loans are based on models that project the Company's receivable exposure over the expected life of the loans using cohorts based on the age of the receivable, geographic location, and credit scores. The models utilize industry data to derive probability of default and loss given default assumptions, adjusted for current and future economic conditions. Management evaluates actual historical charge-off experience and monitors risk factors including FICO scores and past-due status within the credit card portfolio, and FICO scores, LTV ratios, and past-due status within the residential mortgage loan portfolio, to ensure the allowance for loan losses based on industry data appropriately reserves for

Ameriprise Financial, Inc.**Notes to Consolidated Financial Statements (Continued)**

risks specific to the Company's portfolios. The allowance for credit losses for credit card receivables and residential mortgage loans are recorded through provisions charged to Net investment income and are reduced/increased by net charge-offs/recoveries.

The Company monitors the market value of collateral supporting margin loans and pledged asset lines of credit and requests additional collateral when necessary in order to mitigate the risk of loss. Due to these ongoing monitoring procedures, the allowance for credit losses is only measured for the margin loan and pledged asset line of credit balances that are uncollateralized at the balance sheet date.

Policy loans do not exceed the cash surrender value at origination. As there is minimal risk of loss related to policy loans, there is no allowance for credit losses.

Deposit Receivables

The allowance for credit losses is calculated on an individual reinsurer basis. Deposit receivables are collateralized by underlying trust arrangements. Management evaluates the terms of the reinsurance and trust agreements, the nature of the underlying assets, and the potential for changes in the collateral value when considering the need for an allowance for credit losses.

Nonaccrual Loans

Commercial mortgage loans and syndicated loans are placed on nonaccrual status when either the collection of interest or principal has become 90 days past due or is otherwise considered doubtful of collection. Advisor loans are placed on nonaccrual status upon the advisor's termination. When a loan is placed on nonaccrual status, unpaid accrued interest is reversed. Interest payments received on loans on nonaccrual status are generally applied to principal unless the remaining principal balance has been determined to be fully collectible. Management has elected to exclude accrued interest in its measurement of the allowance for credit losses for commercial mortgage loans, syndicated loans, and consumer loans.

Loan Modifications

A loan is modified when the Company makes certain concessionary modifications to contractual terms such as principal forgiveness, interest rate reductions, other-than-insignificant payment delays, and/or term extensions in an attempt to make the loan more affordable to a borrower experiencing financial difficulties. Generally, performance prior to the modification or significant events that coincide with the modification are considered in assessing whether the borrower can meet the new terms which may result in the loan being returned to accrual status at the time of the modification or after a performance period. If the borrower's ability to meet the revised payment schedule is not reasonably assured, the loan remains on nonaccrual status.

Charge-off and Foreclosure***Commercial Loans***

Charge-offs are recorded when the Company concludes that all or a portion of the commercial mortgage loan or syndicated loan is uncollectible. Factors used by the Company to determine whether all amounts due on commercial mortgage loans will be collected, include but are not limited to, the financial condition of the borrower, performance of the underlying properties, collateral and/or guarantees on the loan, and the borrower's estimated future ability to pay based on property type and geographic location. Factors used by the Company to determine whether all amounts due on syndicated loans will be collected, include but are not limited to the borrower's financial condition, industry outlook, and internal risk ratings based on rating agency data and internal analyst expectations.

If it is determined that foreclosure on a commercial mortgage loan is probable and the fair value is less than the current loan balance, expected credit losses are measured as the difference between the amortized cost basis of the asset and fair value less estimated costs to sell, if applicable. Upon foreclosure, the commercial mortgage loan and related allowance are reversed, and the foreclosed property is recorded as real estate owned within Other assets.

Concerns regarding the recoverability of loans to advisors primarily arise in the event that the financial advisor is no longer affiliated with the Company. When the review of these factors indicates that further collection activity is highly unlikely, the outstanding balance of the loan is written-off and the related allowance is reduced.

Consumer Loans

Credit card receivables are not placed on nonaccrual status at 90 days past due; however, they are fully charged off upon reaching 180 days past due.

Separate Account Assets and Liabilities

Separate account assets represent funds held for the benefit of, and Separate account liabilities represent the obligation to, the variable annuity contractholders and variable life insurance policyholders who have a contractual right to receive the benefits of their contract or policy and bear the related investment risk. Gains and losses on separate account assets accrue directly to the contractholder or policyholder and are not reported in the Consolidated Statements of Operations. Included in separate account assets and liabilities is the fair value of the pooled pension funds that are offered by Threadneedle. Threadneedle provides a range of unitized pooled pension funds, which invest in property, stocks, bonds and cash. The investments are selected by the clients and are based on the level of risk they are willing to assume. All investment performance, net of fees, is passed through to the investors. Separate account assets are recorded at fair value and Separate account liabilities are equal to the assets recognized.

Ameriprise Financial, Inc.**Notes to Consolidated Financial Statements (Continued)****Restricted and Segregated Cash, Cash Equivalents and Investments**

Amounts segregated under federal and other regulations are held in special reserve bank accounts for the exclusive benefit of the Company's brokerage customers. Cash and cash equivalents included in Restricted and segregated cash, cash equivalents and investments are presented as part of cash balances in the Consolidated Statements of Cash Flows.

Land, Buildings, Equipment and Software

Land, buildings, equipment and internally developed software are carried at cost less accumulated depreciation or amortization and are reflected within Other assets. The Company uses the straight-line method of depreciation and amortization over periods ranging from three to 39 years.

As of December 31, 2025 and 2024, land, buildings, equipment and software were \$744 million and \$733 million, respectively, net of accumulated depreciation of \$2.0 billion and \$2.0 billion, respectively. Depreciation and amortization expense for the years ended December 31, 2025, 2024 and 2023 was \$151 million, \$142 million and \$151 million, respectively.

Leases

The Company has operating and finance leases for corporate and field offices. The Company determines if an arrangement is a lease at inception or modification. Right-of-use ("ROU") assets represent the Company's right to use an underlying asset for the lease term and corresponding lease liabilities represent our obligation to make lease payments arising from the lease. ROU assets and lease liabilities are recognized at the commencement date based on the present value of lease payments over the lease term. The Company uses its incremental borrowing rate to determine the present value of the future lease payments. The incremental borrowing rate is determined at lease commencement date using a secured rate for a similar term as the period of the lease. Certain lease incentives such as free rent periods are recorded as a reduction of the ROU asset. Lease costs for operating ROU assets is recognized on a straight-line basis over the lease term.

Certain leases include one or more options to renew with terms that can extend the lease from one year to 10 years. The exercise of any lease renewal option is at the sole discretion of the Company. Renewal options are included in the ROU assets and lease liabilities when they either provide an economic incentive to renew or when the costs related to the termination of a lease outweigh the benefits of signing a new lease.

Operating and finance ROU assets are reflected in Other assets. Operating lease liabilities and finance lease liabilities are reflected in Other liabilities and Long-term debt, respectively.

Goodwill and Other Intangible Assets

Goodwill represents the amount of an acquired company's acquisition cost in excess of the fair value of assets acquired and liabilities assumed. The Company evaluates goodwill for impairment annually on the measurement date of July 1 and whenever events and circumstances indicate that an impairment may have occurred, such as a significant adverse change in the business climate or a decision to sell or dispose of a reporting unit. Impairment is the amount carrying value exceeds fair value and is evaluated at the reporting unit level. The Company assesses various qualitative factors to determine whether impairment is likely to have occurred. If impairment were to occur, the Company would use the discounted cash flow method, a variation of the income approach.

Intangible assets are amortized over their estimated useful lives unless they are deemed to have indefinite useful lives. The Company evaluates the definite lived intangible assets remaining useful lives annually and tests for impairment whenever events and circumstances indicate that an impairment may have occurred, such as a significant adverse change in the business climate. For definite lived intangible assets, impairment to fair value is recognized if the carrying amount is not recoverable. Indefinite lived intangibles are also tested for impairment annually or whenever circumstances indicate an impairment may have occurred.

Goodwill and other intangible assets are reflected in Other assets.

Derivative Instruments and Hedging Activities

Freestanding derivative instruments are recorded at fair value and are reflected in Other assets or Other liabilities. The Company's policy is to not offset fair value amounts recognized for derivatives and collateral arrangements executed with the same counterparty under the same master netting arrangement. The accounting for changes in the fair value of a derivative instrument depends on its intended use and the resulting hedge designation, if any. The Company primarily uses derivatives as economic hedges that are not designated as accounting hedges or do not qualify for hedge accounting treatment. The Company occasionally designates derivatives as (i) hedges of changes in the fair value of assets, liabilities, or firm commitments ("fair value hedges"), (ii) hedges of a forecasted transaction or of the variability of cash flows to be received or paid related to a recognized asset or liability ("cash flow hedges"), or (iii) hedges of foreign currency exposures of net investments in foreign operations ("net investment hedges in foreign operations").

Derivative instruments that are entered into for hedging purposes are designated as such at the time the Company enters into the contract. For all derivative instruments that are designated for hedging activities, the Company documents all of the hedging relationships between the hedge instruments and the hedged items at the inception of the relationships. Management also documents its risk management objectives and strategies for entering into the hedge transactions. The Company assesses, at inception and on a quarterly basis, whether derivatives designated as hedges are highly effective in offsetting the fair value or cash flows of hedged

Ameriprise Financial, Inc.**Notes to Consolidated Financial Statements (Continued)**

items. If it is determined that a derivative is no longer highly effective as a hedge, the Company will discontinue the application of hedge accounting.

For derivative instruments that do not qualify for hedge accounting or are not designated as accounting hedges, changes in fair value are recognized in current period earnings. Changes in fair value of derivatives are presented in the Consolidated Statements of Operations based on the nature and use of the instrument. Changes in fair value of derivatives used as economic hedges are presented in the Consolidated Statements of Operations with the corresponding change in the hedged asset or liability.

For derivative instruments that qualify as fair value hedges, changes in the fair value of the derivatives, as well as changes in the fair value of the hedged assets, liabilities or firm commitments, are recognized on a net basis in current period earnings. The carrying value of the hedged item is adjusted for the change in fair value from the designated hedged risk. If a fair value hedge designation is removed or the hedge is terminated prior to maturity, previous adjustments to the carrying value of the hedged item are recognized into earnings over the remaining life of the hedged item.

For derivative instruments that qualify as cash flow hedges, the effective portion of the gain or loss on the derivative instruments is reported in AOCI and reclassified into earnings when the hedged item or transaction impacts earnings. The amount that is reclassified into earnings is presented in the Consolidated Statements of Operations with the hedged instrument or transaction impact. Any ineffective portion of the gain or loss is reported in current period earnings as a component of Net investment income. If a hedge designation is removed or a hedge is terminated prior to maturity, the amount previously recorded in AOCI is reclassified to earnings over the period that the hedged item impacts earnings. For hedge relationships that are discontinued because the forecasted transaction is not expected to occur according to the original strategy, any related amounts previously recorded in AOCI are recognized in earnings immediately.

For derivative instruments that qualify as net investment hedges in foreign operations, the effective portion of the change in fair value of the derivatives is recorded in AOCI as part of the foreign currency translation adjustment. Any ineffective portion of the net investment hedges in foreign operations is recognized in Net investment income during the period of change.

The equity component of indexed annuity, structured variable annuity, indexed universal life (“IUL”) and stock market certificate (“SMC”) obligations are considered embedded derivatives.

See Note 16 for information regarding the Company’s fair value measurement of derivative instruments and Note 18 for the impact of derivatives on the Consolidated Statements of Operations.

Market Risk Benefits

Market risk benefits are contracts or contract features that both provide protection to the contractholder from other-than-nominal capital market risk and expose the Company to other-than-nominal capital market risk. Market risk benefits include certain contract features on variable annuity products that provide minimum guarantees to contractholders. Guarantees accounted for as market risk benefits include guaranteed minimum death benefit (“GMDB”), guaranteed minimum income benefit (“GMIB”), guaranteed minimum withdrawal benefits (“GMWB”) and guaranteed minimum accumulation benefits (“GMAB”). If a contract contains multiple market risk benefits, those market risk benefits are bundled together as a single compound market risk benefit.

Market risk benefits are measured at fair value, at the individual contract level, using a non-option-based valuation approach or an option-based valuation approach, dependent upon the fee structure of the contract. Changes in fair value are recognized in net income each period with the exception of the portion of the change in fair value due to a change in the instrument-specific credit risk, which is recognized in OCI.

Deferred Acquisition Costs

The Company incurs costs in connection with acquiring new and renewal insurance and annuity businesses. The portion of these costs which are incremental and direct to the acquisition of a new or renewal insurance policy or annuity contract are deferred. Significant costs capitalized include sales based compensation related to the acquisition of new and renewal insurance policies and annuity contracts, medical inspection costs for successful sales, and a portion of employee compensation and benefit costs based upon the amount of time spent on successful sales. Sales based compensation paid to advisors and employees and third-party distributors is capitalized. Employee compensation and benefits costs which are capitalized relate primarily to sales efforts, underwriting and processing. All other costs which are not incremental direct costs of acquiring an insurance policy or annuity contract are expensed as incurred. The deferred acquisition costs (“DAC”) associated with insurance policies or annuity contracts that are significantly modified or internally replaced with another contract are accounted for as write-offs. These transactions are anticipated in establishing amortization periods and other valuation assumptions.

The Company monitors other DAC amortization assumptions, such as persistency, mortality, morbidity, and variable annuity benefit utilization each quarter and, when assessed independently, each could impact the Company’s DAC balances. Unamortized DAC is reduced for actual experience in excess of expected experience.

The analysis of DAC balances and the corresponding amortization considers all relevant factors and assumptions described previously. Unless the Company’s management identifies a significant deviation over the course of the quarterly monitoring, management reviews and updates these DAC amortization assumptions annually in the third quarter of each year.

Ameriprise Financial, Inc.**Notes to Consolidated Financial Statements (Continued)**

DAC is amortized on a constant-level basis for the grouped contracts over the expected contract term to approximate straight-line amortization. Contracts are grouped by contract type and issue year into cohorts consistent with the grouping used in estimating the associated liability for future policy benefits. DAC related to all long-duration product types (except for life contingent payout annuities) is grouped on a calendar-year annual basis for each legal entity. Further disaggregation is reported for any contracts that include an additional liability for death or other insurance benefit. DAC related to life contingent payout annuities is grouped on a calendar-year annual basis for each legal entity for policies issued prior to 2021 and on a quarterly basis for each legal entity thereafter.

DAC related to annuity products (including variable deferred annuities, structured variable annuities, fixed deferred annuities, and life contingent payout annuities) is amortized based on initial premium. DAC related to life insurance products (including universal life (“UL”) insurance, variable universal life (“VUL”) insurance, IUL insurance, term life insurance, and whole life insurance) is amortized based on original specified amount (i.e., face amount). DAC related to disability income (“DI”) insurance is amortized based on original monthly benefit.

The accounting contract term for annuity products (except for life contingent payout annuities) is the projected accumulation period. Life contingent payout annuities are amortized over the period which annuity payments are expected to be paid. The accounting contract term for life insurance products is the projected life of the contract. DI insurance is amortized over the projected life of the contract, including the claim paying period.

Deferred Sales Inducement Costs

Deferred sales inducements are contract features that are intended to attract new customers or to persuade existing customers to keep their current policy. Sales inducement costs consist of bonus interest credits and premium credits added to certain annuity contract and insurance policy values. These benefits are capitalized to the extent they are incremental to amounts that would be credited on similar contracts without the applicable feature. The amounts capitalized are amortized on a constant level basis using the same methodology and assumptions used to amortize DAC. Deferred sales inducement costs (“DSIC”) is recorded in Other assets and amortization of DSIC is recorded in Benefits, claims, losses and settlement expenses.

Reinsurance

The Company cedes insurance risk to other insurers under reinsurance agreements.

Reinsurance premiums paid and benefits received are accounted for consistently with the basis used in accounting for the policies from which risk is reinsured and consistently with the terms of the reinsurance contracts. Reinsurance premiums for traditional life, long term care (“LTC”) and DI insurance and life contingent payout annuities, net of the change in any prepaid reinsurance asset, are reported as a reduction of Premiums, policy and contract charges. Reinsurance recoveries are reported as components of Benefits, claims, losses and settlement expenses.

UL and VUL reinsurance premiums are reported as a reduction of Premiums, policy and contract charges. In addition, for UL and VUL insurance policies, the net cost of reinsurance ceded, which represents the discounted amount of the expected cash flows between the reinsurer and the Company, is classified as an asset and amortized based on estimated gross profits over the period the reinsured policies are in force. Changes in the net cost of reinsurance are reflected as a component of Premiums, policy and contract charges.

Insurance liabilities are reported before the effects of reinsurance. Policyholder account balances, future policy benefits and claims recoverable under reinsurance contracts are recorded within Receivables, net of the allowance for credit losses. The Company evaluates the financial condition of its reinsurers prior to entering into new reinsurance contracts and on a periodic basis during the contract term. The allowance for credit losses related to reinsurance recoverable is based on applying observable industry data including insurer ratings, default and loss severity data to the Company’s reinsurance recoverable balances. Management evaluates the results of the calculation and considers differences between the industry data and the Company’s data. Such differences include that the Company has no actual history of significant losses and that industry data may contain non-life insurers. This evaluation is inherently subjective as it requires estimates, which may be susceptible to significant change given the long-term nature of these receivables. In addition, the Company has a reinsurance protection agreement that provides credit protections for its reinsured LTC business. The allowance for credit losses on reinsurance recoverable is recorded through provisions charged to Benefits, claims, losses and settlement expenses.

The Company also assumes life insurance and fixed annuity risk from other insurers in limited circumstances. Reinsurance premiums received and benefits paid are accounted for consistently with the basis used in accounting for the policies from which risk is reinsured and consistently with the terms of the reinsurance contracts. Liabilities for assumed business are recorded within Policyholder account balances, future policy benefits and claims.

See Note 8 for additional information on reinsurance.

Policyholder Account Balances, Future Policy Benefits and Claims

The Company establishes reserves to cover the benefits associated with non-traditional and traditional long-duration products. Non-traditional long-duration products include variable and structured variable annuity contracts, fixed annuity contracts and UL and VUL

Ameriprise Financial, Inc.**Notes to Consolidated Financial Statements (Continued)**

policies. Traditional long-duration products include term life, whole life, DI and LTC insurance products and life contingent payout annuity products.

Non-Traditional Long-Duration Products

The liabilities for non-traditional long-duration products include fixed account values on variable and fixed annuities and UL and VUL policies, non-life contingent payout annuities, liabilities for guaranteed benefits associated with variable annuities (including structured variable annuities), and embedded derivatives for structured variable annuities, indexed annuities and IUL products.

Liabilities for fixed account values on variable annuities, structured variable annuities, fixed deferred annuities, and UL and VUL policies are equal to accumulation values, which are the cumulative gross deposits and credited interest less withdrawals and various charges. The liability for non-life contingent payout annuities is recognized as the present value of future payments using the effective yield at inception of the contract.

A portion of the Company's UL and VUL policies have product features that result in profits followed by losses from the insurance component of the contract. These profits followed by losses can be generated by the cost structure of the product or secondary guarantees in the contract. The secondary guarantee ensures that, subject to specified conditions, the policy will not terminate and will continue to provide a death benefit even if there is insufficient policy value to cover the monthly deductions and charges. The liability for these future losses is determined at the reporting date by estimating the death benefits in excess of account value and recognizing the excess over the estimated life based on expected assessments (e.g. cost of insurance charges, contractual administrative charges, similar fees and investment margin). See Note 11 for information regarding the liability for contracts with secondary guarantees. Liabilities for fixed deferred indexed annuity, structured variable annuity and IUL products are equal to the accumulation of host contract values, guaranteed benefits, and the fair value of embedded derivatives.

See Note 13 for information regarding variable annuity guarantees.

Embedded Derivatives

The fair value of embedded derivatives related to structured variable annuities, indexed annuities and IUL fluctuate based on equity markets and interest rates and the estimate of the Company's nonperformance risk and is recorded in Policyholder account balances, future policy benefits and claims. See Note 16 for information regarding the fair value measurement of embedded derivatives.

Traditional Long-Duration Products

The liability for future policy benefits for traditional long-duration products include cash flows related to unpaid amounts on reported claims, estimates of benefits payable on claims incurred but not yet reported and estimates of benefits that will become payable on term life, whole life, DI and LTC insurance policies and life contingent payout annuity policies as claims are incurred in the future. A liability for future policy benefits, which is the present value of estimated future policy benefits to be paid to or on behalf of policyholders and certain related expenses less the present value of estimated future net premiums to be collected from policyholders, is accrued as premium revenue is recognized. Expected insurance benefits are accrued over the life of the contract in proportion to premium revenue recognized (referred to as the net premium approach). The net premium ratio reflects cash flows from contract inception to contract termination (i.e., through the claim paying period) and cannot exceed 100%.

Assumptions utilized in the net premium approach, including mortality, morbidity, and terminations, are reviewed as part of experience studies at least annually or more frequently if suggested by evidence. Expense assumptions and actual expenses are updated within the net premium calculation consistent with other policyholder assumptions.

The updated cash flows used in the calculation are discounted using a forward rate curve. The discount rate represents an upper-medium-grade (i.e., low credit risk) fixed-income instrument yield (i.e., an A rating) that reflects the duration characteristics of the liability. Discount rates are locked in annually, at the end of each year for all products, except life contingent payout annuities, and calculated as the monthly average discount rate curves for the year. For life contingent payout annuities, the discount rates are locked in quarterly at the end of each quarter based on the average of the three months for the quarter.

The liability for future policy benefits will be updated for actual experience at least on an annual basis and concurrent with changes to cash flow assumptions. When net premiums are updated for cash flow changes, the estimated cash flows over the entire life of a group of contracts are updated using historical experience and updated future cash flow assumptions.

The revised net premiums are used to calculate an updated liability for future policy benefits as of the beginning of the reporting period, discounted at the original locked in rate (i.e., contract issuance rate). The updated liability for future policy benefits as of the beginning of the reporting period is then compared with the carrying amount of the liability as of that date prior to updating cash flow assumptions to determine the current period remeasurement gain or loss reflected in current period earnings. The revised net premiums are then applied as of the beginning of the quarter to calculate the benefit expense for the current reporting period.

The difference between the updated carrying amount of the liability for future policy benefits measured using the current discount rate assumption and the original discount rate assumption is recognized in OCI. The interest accretion rate remains the original discount rate used at contract issue date.

Ameriprise Financial, Inc.**Notes to Consolidated Financial Statements (Continued)**

If the updating of cash flow assumptions results in the present value of future benefits and expenses exceeding the present value of future gross premiums, a charge to net income is recorded for the current reporting period such that net premiums are set equal to gross premiums. In subsequent periods, the liability for future policy benefits is accrued with net premiums set equal to gross premiums.

Contracts (except for life contingent payout annuities sold subsequent to December 31, 2020) are grouped into cohorts by contract type and issue year, as well as by legal entity and reportable segment. Life contingent payout annuities sold in periods beginning in 2021 are grouped into quarterly cohorts.

See Note 11 for information regarding the liabilities for traditional long-duration products.

Deferred Profit Liability

For limited-payment products, gross premiums received in excess of net premiums are deferred at initial recognition as a deferred profit liability (“DPL”). Gross premiums are measured using assumptions consistent with those used in the measurement of the liability for future policy benefits, including discount rate, mortality, lapses and expenses.

The DPL is amortized and recognized as premium revenue in proportion to expected future benefit payments from annuity contracts. Interest is accreted on the balance of the DPL using the discount rate determined at contract issuance. The Company reviews and updates its estimate of cash flows from the DPL at the same time as the estimates of cash flows for the liability for future policy benefits. When cash flows are updated, the updated estimates are used to recalculate the DPL at contract issuance. The recalculated DPL as of the beginning of the current reporting period is compared to the carrying amount of the DPL as of the beginning of the current reporting period, and any difference is recognized as either a charge or credit to premium revenue.

DPL is recorded in Policyholder account balances, future policy benefits and claims and included as a reconciling item within Note 11.

Unearned Revenue Liability

The Company’s UL and VUL policies require payment of fees or other policyholder assessments in advance for services to be provided in future periods. These charges are deferred as unearned revenue and amortized using the same assumptions and factors used to amortize DAC. The unearned revenue liability is recorded in Other liabilities and the amortization is recorded in Premiums, policy and contract charges.

For clients who pay financial planning fees prior to the advisor’s delivery of the financial plan, the financial planning fees received in advance are deferred as unearned revenue until the plan is delivered to the client.

Share-Based Compensation

The Company measures and recognizes the cost of share-based awards granted to employees and directors based on the grant-date fair value of the award and recognizes the expense (net of estimated forfeitures) on a straight-line basis over the vesting period. Excess tax benefits or deficiencies are created upon distribution or exercise of awards and are recognized within the Income tax provision. The fair value of each option is estimated on the grant date using a Black-Scholes option-pricing model. The Company recognizes the cost of performance share units granted to the Company’s Executive Leadership Team on a fair value basis until fully vested.

Income Taxes

The Company’s provision for income taxes represents the net amount of income taxes that the Company expects to pay or to receive from various taxing jurisdictions in connection with its operations. The Company provides for income taxes based on amounts that the Company believes it will ultimately owe taking into account the recognition and measurement for uncertain tax positions. Inherent in the provision for income taxes are estimates and judgments regarding the tax treatment of certain items.

In connection with the provision for income taxes, the Consolidated Financial Statements reflect certain amounts related to deferred tax assets and liabilities, which result from temporary differences between the assets and liabilities measured for financial statement purposes versus the assets and liabilities measured for tax return purposes.

The Company is required to establish a valuation allowance for any portion of its deferred tax assets that management believes will not be realized. Significant judgment is required in determining if a valuation allowance should be established and the amount of such allowance if required. Factors used in making this determination include estimates relating to the performance of the business. Consideration is given to, among other things in making this determination: (i) future taxable income exclusive of reversing temporary differences and carryforwards; (ii) future reversals of existing taxable temporary differences; (iii) taxable income in prior carryback years; and (iv) tax planning strategies. Management may need to identify and implement appropriate planning strategies to ensure its ability to realize deferred tax assets and reduce the likelihood of the establishment of a valuation allowance with respect to such assets. With respect to the corporate alternative minimum tax (“CAMT”), we have adopted a policy of excluding future years’ CAMT as a consideration within the Company’s valuation allowance analysis. See Note 24 for additional information on the Company’s valuation allowance.

Changes in tax rates and tax law are accounted for in the period of enactment. Deferred tax assets and liabilities are adjusted for the effect of a change in tax laws or rates and the effect is included in net income.

Ameriprise Financial, Inc.
Notes to Consolidated Financial Statements (Continued)

Revenue Recognition

Mortality and expense risk fees are generally calculated as a percentage of the fair value of assets held in separate accounts and recognized when assessed within Premiums, policy and contract charges.

Interest income is accrued as earned using the effective interest method, which makes an adjustment of the yield for security premiums and discounts on all performing fixed maturity securities classified as Available-for-Sale so that the related security or loan recognizes a constant rate of return on the outstanding balance throughout its term. When actual prepayments differ significantly from originally anticipated prepayments, the retrospective effective yield is recalculated to reflect actual payments to date and updated future payment assumptions and a catch-up adjustment is recorded in the current period. In addition, the new effective yield, which reflects anticipated future payments, is used prospectively. Realized gains and losses on the sale of securities, other than trading securities and equity method investments, are recognized using the specific identification method on a trade date basis.

Premiums on traditional life, DI and LTC insurance and life contingent payout annuities are net of reinsurance ceded and are recognized as revenue when due.

Variable annuity guaranteed benefit rider charges and cost of insurance charges on UL and VUL insurance and contract charges (net of reinsurance premiums and cost of reinsurance for UL insurance products) and surrender charges on annuities and UL and VUL insurance are recognized as revenue when assessed within Premiums, policy and contract charges.

See Note 4 for further discussion of accounting policies on revenue from contracts with customers.

3. Recent Accounting Pronouncements**Adoption of New Accounting Standards***Income Taxes – Improvements to Income Tax Disclosures*

In December 2023, the Financial Accounting Standards Board (“FASB”) issued Accounting Standards Update (“ASU”) 2023-09, *Improvements to Income Tax Disclosures*, updating the accounting standards related to income tax disclosures, primarily focused on the disaggregation of income taxes paid and the rate reconciliation table. The standard is to be applied prospectively with an option for retrospective application and is effective for annual periods beginning after December 15, 2024. The Company elected retrospective application and adopted the standard on January 1, 2025. The adoption of the standard did not have an impact on the Company’s consolidated results of operations and financial condition as the standard is disclosure-related only.

Future Adoption of New Accounting Standards*Expenses – Disaggregation of Income Statement Expenses*

In November 2024, the FASB issued ASU 2024-03, *Disaggregation of Income Statement Expenses*, requiring public business entities to disclose disaggregated information about certain income statement expense line items. The disaggregated disclosures are required to be in the footnotes to the consolidated financial statements on an annual and interim basis. The standard is to be applied prospectively and is effective for annual periods beginning after December 15, 2026, and interim reporting periods beginning after December 15, 2027. The Company is assessing changes to disclosures resulting from the standard. The adoption of the standard will not have an impact on the Company’s consolidated results of operations and financial condition as the standard is disclosure-related only.

Financial Instruments – Measurement of Credit Losses for Accounts Receivable and Contract Assets

In July 2025, the FASB issued ASU 2025-05, *Measurement of Credit Losses for Accounts Receivable and Contract Assets*, which allows all entities to apply a practical expedient when estimating expected credit losses that assumes current conditions as of the balance sheet date will remain unchanged over the asset’s remaining life. The standard is effective for annual periods beginning after December 15, 2025, and interim reporting periods within those years. The adoption of the standard will not have an impact on the Company’s consolidated results of operations and financial condition.

Intangibles – Internal-Use Software

In September 2025, the FASB issued ASU 2025-06, *Targeted Improvements to the Accounting for Internal-Use Software*, to clarify and modernize the accounting treatment for internal-use software costs by eliminating the use of the sequential software development project stages method and provide further guidance on when an entity is required to start capitalizing eligible costs. Under the new guidance, capitalization begins when both of the following occur: (a) management, with the relevant authority, implicitly or explicitly authorizes and commits to funding a computer software project and (b) it is probable that the project will be completed, and the software will be used to perform the function intended. The Company can elect prospective, retrospective, or modified retrospective adoption. The standard is effective for annual periods beginning after December 15, 2027, and interim reporting periods within those years. The Company is evaluating the impact of the standard on its consolidated results of operations and financial condition.

Financial Instruments – Credit Losses: Purchased Loans

In November 2025, the FASB issued ASU 2025-08, *Purchased Loans*, which amends the accounting for certain acquired seasoned loans to require recognizing them at their purchase price plus an allowance for expected credit losses (referred to as the gross-up method). The standard is effective for annual periods beginning after December 15, 2026, including interim periods within those years,

Ameriprise Financial, Inc.**Notes to Consolidated Financial Statements (Continued)**

and applied prospectively. The Company is evaluating the impact of this standard on its consolidated results of operations and financial condition.

Derivatives and Hedging – Hedge Accounting Improvements

In November 2025, the FASB issued ASU 2025-09, *Hedge Accounting Improvements*, to make targeted changes within the hedge accounting model. The updates primarily relate to cash flow hedges and certain fair value and net investment hedges. The standard is effective for annual periods beginning after December 15, 2026, including interim periods within those years, and must be applied prospectively. The Company is evaluating the impact of this standard on its consolidated results of operations and financial condition.

Interim Reporting – Narrow-Scope Improvements

In December 2025, the FASB issued ASU 2025-11, *Narrow-Scope Improvements*, which enhances the navigability of the required interim disclosures and clarifies when that guidance applies. The ASU addresses the form and content of interim financial statements and notes prepared in accordance with GAAP, adds lists of the interim disclosures required by all other Codification topics, and establishes a principle under which an entity must disclose events since the end of the last annual reporting period that have a material impact on the entity. The standard is effective for interim reporting periods within annual reporting periods beginning after December 15, 2027, and may be applied prospectively or retrospectively. The adoption of the standard will not have an impact on the Company's consolidated results of operations and financial condition as the standard is disclosure-related only.

Ameriprise Financial, Inc.
Notes to Consolidated Financial Statements (Continued)
4. Revenue from Contracts with Customers

The following tables present revenue disaggregated by segment on an adjusted operating basis with a reconciliation of segment revenues to those reported on the Consolidated Statements of Operations:

Year Ended December 31, 2025

	Advice & Wealth Management	Asset Management	Retirement & Protection Solutions	Corporate & Other	Total Segments	Non- operating Revenue	Total
	(in millions)						
Management and financial advice fees:							
Asset management fees:							
Retail	\$ —	\$ 2,170	\$ —	\$ —	\$ 2,170	\$ —	\$ 2,170
Institutional	—	671	—	—	671	—	671
Model delivery	—	95	—	—	95	—	95
Advisory fees	6,481	—	—	—	6,481	—	6,481
Financial planning fees	496	—	—	—	496	—	496
Transaction and other fees	394	206	60	—	660	—	660
Total management and financial advice fees	7,371	3,142	60	—	10,573	—	10,573
Distribution fees:							
Mutual funds	890	227	—	—	1,117	—	1,117
Insurance and annuity	1,044	157	337	—	1,538	—	1,538
Off-balance sheet brokerage cash	102	—	—	—	102	—	102
Other products	484	—	—	—	484	—	484
Total distribution fees	2,520	384	337	—	3,241	—	3,241
Other revenues	279	15	—	3	297	—	297
Total revenue from contracts with customers	10,170	3,541	397	3	14,111	—	14,111
Revenue from other sources ⁽¹⁾	2,002	80	3,558	457	6,097	202	6,299
Total segment gross revenues	12,172	3,621	3,955	460	20,208	202	20,410
Banking and deposit interest expense	(431)	—	—	(33)	(464)	—	(464)
Total segment net revenues	11,741	3,621	3,955	427	19,744	202	19,946
Elimination of intersegment revenues	(936)	(103)	(443)	31	(1,451)	(15)	(1,466)
Total net revenues	\$ 10,805	\$ 3,518	\$ 3,512	\$ 458	\$ 18,293	\$ 187	\$ 18,480

Ameriprise Financial, Inc.
Notes to Consolidated Financial Statements (Continued)

Year Ended December 31, 2024

	Advice & Wealth Management	Asset Management	Retirement & Protection & Solutions	Corporate & Other	Total Segments	Non- operating Revenue	Total
	(in millions)						
Management and financial advice fees:							
Asset management fees:							
Retail	\$ —	\$ 2,132	\$ —	\$ —	\$ 2,132	\$ —	\$ 2,132
Institutional	—	618	—	—	618	—	618
Model delivery	—	82	—	—	82	—	82
Advisory fees	5,634	—	—	—	5,634	—	5,634
Financial planning fees	470	—	—	—	470	—	470
Transaction and other fees	388	207	60	—	655	—	655
Total management and financial advice fees	6,492	3,039	60	—	9,591	—	9,591
Distribution fees:							
Mutual funds	821	228	—	—	1,049	—	1,049
Insurance and annuity	1,037	160	341	—	1,538	—	1,538
Off-balance sheet brokerage cash	154	—	—	—	154	—	154
Other products	441	—	—	—	441	—	441
Total distribution fees	2,453	388	341	—	3,182	—	3,182
Other revenues	255	13	—	—	268	—	268
Total revenue from contracts with customers	9,200	3,440	401	—	13,041	—	13,041
Revenue from other sources ⁽¹⁾	2,242	75	3,372	484	6,173	196	6,369
Total segment gross revenues	11,442	3,515	3,773	484	19,214	196	19,410
Banking and deposit interest expense	(662)	—	—	(30)	(692)	—	(692)
Total segment net revenues	10,780	3,515	3,773	454	18,522	196	18,718
Elimination of intersegment revenues	(935)	(96)	(441)	29	(1,443)	(11)	(1,454)
Total net revenues	\$ 9,845	\$ 3,419	\$ 3,332	\$ 483	\$ 17,079	\$ 185	\$ 17,264

Ameriprise Financial, Inc.
Notes to Consolidated Financial Statements (Continued)

Year Ended December 31, 2023

	Advice & Wealth Management	Asset Management	Retirement & Protection Solutions	Corporate & Other	Total Segments	Non- operating Revenue	Total
	(in millions)						
Management and financial advice fees:							
Asset management fees:							
Retail	\$ —	\$ 1,959	\$ —	\$ —	\$ 1,959	\$ —	\$ 1,959
Institutional	—	612	—	—	612	—	612
Model delivery	—	65	—	—	65	—	65
Advisory fees	4,687	—	—	—	4,687	—	4,687
Financial planning fees	426	—	—	—	426	—	426
Transaction and other fees	372	195	56	—	623	—	623
Total management and financial advice fees	5,485	2,831	56	—	8,372	—	8,372
Distribution fees:							
Mutual funds	723	209	—	—	932	—	932
Insurance and annuity	895	154	324	—	1,373	—	1,373
Off-balance sheet brokerage cash	316	—	—	—	316	—	316
Other products	339	—	—	—	339	—	339
Total distribution fees	2,273	363	324	—	2,960	—	2,960
Other revenues	227	20	—	—	247	—	247
Total revenue from contracts with customers	7,985	3,214	380	—	11,579	—	11,579
Revenue from other sources ⁽¹⁾	1,994	64	3,096	553	5,707	160	5,867
Total segment gross revenues	9,979	3,278	3,476	553	17,286	160	17,446
Banking and deposit interest expense	(561)	—	—	(20)	(581)	—	(581)
Total segment net revenues	9,418	3,278	3,476	533	16,705	160	16,865
Elimination of intersegment revenues	(847)	(79)	(411)	19	(1,318)	(12)	(1,330)
Total net revenues	\$ 8,571	\$ 3,199	\$ 3,065	\$ 552	\$ 15,387	\$ 148	\$ 15,535

⁽¹⁾ Revenues not included in the scope of the revenue from contracts with customers standard. The amounts primarily consist of revenue associated with insurance and annuity products and investment income from financial instruments.

The following discussion describes the nature, timing, and uncertainty of revenues and cash flows arising from the Company's contracts with customers on a consolidated basis.

Management and Financial Advice Fees

Asset Management Fees

The Company earns revenue for performing asset management services for retail and institutional clients (assets under management). The Company also earns revenue for performing advisory services for model portfolios that the Company does not have full discretionary investment authority (assets under advisement). The revenue is earned based on a fixed or tiered rate applied, as a percentage, to assets under management or advisement. Assets under management and advisement vary with market fluctuations and client behavior. The asset management and advisement performance obligation is considered a series of distinct services that are substantially the same and are satisfied each day over the contract term. Asset management fees are accrued, invoiced and collected on a monthly or quarterly basis.

The Company's asset management contracts for Open Ended Investment Companies ("OEICs") in the United Kingdom ("U.K.") and Société d'Investissement à Capital Variable ("SICAVs") in Europe include performance obligations for asset management and fund distribution services. The amounts received for these services are reported as Management and financial advice fees. The revenue recognition pattern is the same for both performance obligations as the fund distribution services revenue is variably constrained due to factors outside the Company's control including market volatility and client behavior (such as how long clients hold their investment) and not recognized until assets under management are known.

The Company may also earn performance-based management fees on institutional accounts, hedge funds, collateralized loan obligations ("CLOs"), OEICs, SICAVs and property and other funds based on a percentage of account returns in excess of either a benchmark index or a contractually specified level. This revenue is variable and impacted primarily by the performance of the assets being managed compared to the benchmark index or contractually specified level. The revenue is not recognized until it is probable that a significant reversal will not occur. Performance-based management fees are invoiced on a quarterly or annual basis.

Ameriprise Financial, Inc.
Notes to Consolidated Financial Statements (Continued)

Advisory Fees

The Company earns revenue for performing investment advisory services for certain brokerage customer's discretionary and non-discretionary managed accounts. The revenue is earned based on a contractual fixed rate applied, as a percentage, to the market value of assets held in the account. The investment advisory performance obligation is considered a series of distinct services that are substantially the same and are satisfied each day over the contract term. Advisory fees are billed on a monthly basis on the prior month end assets.

Financial Planning Fees

The Company earns revenue for providing financial plans to its clients. The revenue earned for each financial plan is either a fixed fee (received monthly, quarterly or annually) or a variable fee (received monthly) based on a contractual fixed rate applied, as a percentage, to the prior month end assets held in a client's investment advisory account. The financial planning fee is based on the complexity of a client's financial and life situation and his or her advisor's experience. The performance obligation is satisfied at the time the financial plan is delivered to the customer. The Company records a contract liability for the unearned revenue when cash is received before the plan is delivered. The financial plan contracts with clients are annual contracts. Amounts recorded as a contract liability are recognized as revenue when the financial plan is delivered, which occurs within the annual contract period.

For fixed fee arrangements, revenue is recognized when the financial plan is delivered. The Company accrues revenue for any amounts that have not been received at the time the financial plan is delivered.

For variable fee arrangements, revenue is recognized for cash that has been received when the financial plan is delivered. The amount received after the plan is delivered is variably constrained due to factors outside the Company's control including market volatility and client behavior. The revenue is recognized when it is probable that a significant reversal will not occur and is generally each month end as the advisory account balance uncertainty is resolved.

Contract liabilities for financial planning fees, which are included in Other liabilities, were \$187 million and \$181 million as of December 31, 2025 and 2024, respectively.

The Company pays sales commissions to advisors when a new financial planning contract is obtained or when an existing contract is renewed. The sales commissions paid to the advisors prior to financial plan delivery are considered costs to obtain a contract with a customer and are initially capitalized. When the performance obligation to deliver the financial plan is satisfied, the commission is recognized as distribution expense. Capitalized costs to obtain these contracts are reported in Other assets, and were \$150 million and \$145 million as of December 31, 2025 and 2024, respectively.

Transaction and Other Fees

The Company earns revenue for providing customer support, shareholder and administrative services (including transfer agent services) for affiliated mutual funds and networking, sub-accounting and administrative services for unaffiliated mutual funds. The Company also receives revenue for providing custodial services and account maintenance services on brokerage and retirement accounts that are not included in an advisory relationship. Transfer agent and administrative revenue is earned based on either a fixed rate applied, as a percentage, to assets under management or an annual fixed fee for each fund position. Networking and sub-accounting revenue is earned based on either an annual fixed fee for each account or an annual fixed fee for each fund position. Custodial and account maintenance revenue is generally earned based on a quarterly or annual fixed fee for each account. Each of the customer support and administrative services performance obligations are considered a series of distinct services that are substantially the same and are satisfied each day over the contract term. Transaction and other fees (other than custodial service fees) are invoiced or charged to brokerage accounts on a monthly or quarterly basis. Custodial service fees are invoiced or charged to brokerage accounts on an annual basis.

The Company earns revenue for providing trade execution services to franchise advisors. The trade execution performance obligation is satisfied at the time of each trade and the revenue is primarily earned based on a fixed fee per trade. These fees are invoiced and collected on a semi-monthly basis.

Distribution Fees

Mutual Funds and Insurance and Annuity Products

The Company earns revenue for selling affiliated and unaffiliated mutual funds, fixed and variable annuities and insurance products. The performance obligation is satisfied at the time of each individual sale. A portion of the revenue is based on a fixed rate applied, as a percentage, to amounts invested at the time of sale. The remaining revenue is recognized over the time the client owns the investment or holds the contract and is generally earned based on a fixed rate applied, as a percentage, to the net asset value of the fund, or the value of the insurance policy or annuity contract. The ongoing revenue is not recognized at the time of sale because it is variably constrained due to factors outside the Company's control including market volatility and client behavior (such as how long clients hold their investment, insurance policy or annuity contract). This ongoing revenue may be recognized for many years after the initial sale. The revenue will not be recognized until it is probable that a significant reversal will not occur.

The Company earns revenue for providing unaffiliated partners an opportunity to educate the Company's advisors or to support availability and distribution of their products on the Company's platforms. These payments allow the outside parties to train and

Ameriprise Financial, Inc.**Notes to Consolidated Financial Statements (Continued)**

support the advisors, explain the features of their products and distribute marketing and educational materials, and support trading and operational systems necessary to enable the Company's client servicing and production distribution efforts. The Company earns revenue for placing and maintaining unaffiliated fund partners and insurance companies' products on the Company's sales platform (subject to the Company's due diligence standards). The revenue is primarily earned based on a fixed fee or a fixed rate applied, as a percentage, to the market value of assets invested. These performance obligations are considered a series of distinct services that are substantially the same and are satisfied each day over the contract term. These fees are invoiced and collected on monthly basis.

Off-Balance Sheet Brokerage Cash

The Company earns revenue for placing clients' deposits in its brokerage sweep program with third-party banks. The amount received from the third-party banks is impacted by short-term interest rates. The performance obligation with the financial institutions that participate in the sweep program is considered a series of distinct services that are substantially the same and are satisfied each day over the contract term. The revenue is earned daily and settled monthly based on a rate applied, as a percentage, to the deposits placed.

Other Products

The Company earns revenue for selling unaffiliated alternative products. The performance obligation is satisfied at the time of each individual sale. A portion of the revenue is based on a fixed rate applied, as a percentage, to amounts invested at the time of sale. The remaining revenue is recognized over the time the client owns the investment and is earned generally based on a fixed rate applied, as a percentage, to the market value of the investment. The ongoing revenue is not recognized at the time of sale because it is variably constrained due to factors outside the Company's control including market volatility and client behavior (such as how long clients hold their investment). The revenue will not be recognized until it is probable that a significant reversal will not occur.

The Company earns revenue from brokerage clients for the execution of requested trades. The performance obligation is satisfied at the time of trade execution and amounts are received on the settlement date. The revenue varies for each trade based on various factors that include the type of investment, dollar amount of the trade and how the trade is executed (online or broker assisted).

Other Revenues

The Company earns revenue from fees charged to franchise advisors for providing various services the advisors need to manage and grow their practices. The primary services include: licensing of intellectual property and software, compliance supervision, insurance coverage, technology services and support, consulting and other services. The services are either provided by the Company or third-party providers. The Company controls the services provided by third parties as it has the right to direct the third parties to perform the services, is primarily responsible for performing the services and sets the prices the advisors are charged. The Company recognizes revenue for the gross amount of the fees received from the advisors. The fees are primarily collected monthly as a reduction of commission payments.

Intellectual property and software licenses, along with compliance supervision, insurance coverage, and technology services and support are primarily earned based on a monthly fixed fee. These services are considered a series of distinct services that are substantially the same and are satisfied each day over the contract term. The consulting and other services performance obligations are satisfied as the services are delivered and revenue is earned based upon the level of service requested.

Receivables

Receivables for revenue from contracts with customers are recognized when the performance obligation is satisfied and the Company has an unconditional right to the revenue. Receivables related to revenues from contracts with customers were \$590 million and \$538 million as of December 31, 2025 and 2024, respectively.

5. Variable Interest Entities

The Company provides asset management services to investment entities which are considered to be VIEs, such as CLOs, hedge funds and other private funds, property funds, and certain non-U.S. series funds (such as OEICs and SICAVs) (collectively, "investment entities"), which are sponsored by the Company. In addition, the Company invests in structured investments other than CLOs and certain affordable housing partnerships which are considered VIEs. The Company consolidates certain investment entities (collectively, "consolidated investment entities") if the Company is deemed to be the primary beneficiary. The Company has no obligation to provide financial or other support to the non-consolidated VIEs beyond its initial investment and existing future funding commitments, and the Company has not provided any additional support to these entities. The Company has unfunded commitments related to consolidated CLOs of \$6 million and \$2 million as of December 31, 2025 and 2024, respectively.

See Note 2 for further discussion of the Company's accounting policy on consolidation.

Structured Investments

The Company invests in structured investments which are considered VIEs for which it is not the sponsor. These structured investments typically invest in fixed income instruments and are managed by third parties and include asset backed securities and commercial and residential mortgage backed securities. The Company classifies these investments as Available-for-Sale securities. The Company has determined that it is not the primary beneficiary of these structures due to the size of the Company's investment in the entities and position in the capital structure of these entities.

Ameriprise Financial, Inc.
Notes to Consolidated Financial Statements (Continued)

Additionally, the Company invests in CLOs for which it is the sponsor. CLOs are asset backed financing entities collateralized by a pool of assets, primarily syndicated loans and, to a lesser extent, high-yield bonds. Multiple tranches of debt securities are issued by a CLO, offering investors various maturity and credit risk characteristics. The debt securities issued by the CLOs are non-recourse to the Company. The CLO's debt holders have recourse only to the assets of the CLO. The assets of the CLOs cannot be used by the Company. Scheduled debt payments are based on the performance of the CLO's collateral pool. The Company earns management fees from the CLOs based on the value of the CLO's collateral pool and, in certain instances, may also receive incentive fees. The fee arrangement is at market and commensurate with the level of effort required to provide those services. The Company has invested in a portion of the unrated, junior subordinated notes and highly rated senior notes of certain CLOs. The Company consolidates certain CLOs where it is the primary beneficiary.

The Company's maximum exposure to loss with respect to structured investments and non-consolidated CLOs is limited to its amortized cost. The Company classifies these investments as Available-for-Sale securities. See Note 6 for additional information on these investments.

Other Non-Consolidated VIEs

The Company's investments in other non-consolidated VIEs are recorded in other investments. The Company's maximum exposure to loss with respect to its investments in these non-consolidated VIEs is limited to its carrying value. The carrying value of other non-consolidated VIEs was \$105 million and \$161 million as of December 31, 2025 and 2024, respectively. The Company's liability related to original purchase commitments not yet remitted to the VIEs was not material as of both December 31, 2025 and 2024. The Company has not provided any additional support to the VIEs beyond the funding commitments.

Property Funds, Non-U.S. Series Funds, Hedge Funds and other Private Funds

The Company provides investment advice and other related services to property funds, non-U.S. series funds, hedge funds and other private funds, some of which are considered VIEs. For investment management services, the Company generally earns management fees based on the market value of assets under management, and in certain instances may also receive performance-based fees. The fee arrangements are at market and commensurate with the level of effort required to provide those services. The Company does not have a significant economic interest and is not required to consolidate any of these funds.

Affordable Housing Partnerships and Other Real Estate Partnerships

The Company is a limited partner in affordable housing partnerships that qualify for government-sponsored low income housing tax credit programs and partnerships that invest in multi-family residential properties that were originally developed with an affordable housing component. The Company has determined it is not the primary beneficiary and therefore does not consolidate these partnerships. A majority of the limited partnerships are VIEs.

Fair Value of Assets and Liabilities

The Company categorizes its fair value measurements according to a three-level hierarchy. See Note 16 for the definition of the three levels of the fair value hierarchy.

The following tables present the balances of assets and liabilities held by consolidated investment entities measured at fair value on a recurring basis:

	December 31, 2025			
	Level 1	Level 2	Level 3	Total
	(in millions)			
Assets				
Investments:				
Corporate debt securities	\$ —	\$ 71	\$ —	\$ 71
Syndicated loans	—	2,458	89	2,547
Total investments	—	2,529	89	2,618
Receivables	—	30	—	30
Total assets at fair value	<u>\$ —</u>	<u>\$ 2,559</u>	<u>\$ 89</u>	<u>\$ 2,648</u>
Liabilities				
Debt ⁽¹⁾	\$ —	2,585	\$ —	\$ 2,585
Other liabilities	—	159	—	159
Total liabilities at fair value	<u>\$ —</u>	<u>\$ 2,744</u>	<u>\$ —</u>	<u>\$ 2,744</u>

Ameriprise Financial, Inc.
Notes to Consolidated Financial Statements (Continued)

	December 31, 2024			
	Level 1	Level 2	Level 3	Total
	(in millions)			
Assets				
Investments:				
Corporate debt securities	\$ —	\$ 50	\$ —	\$ 50
Common stocks	—	2	1	3
Syndicated loans	—	2,216	118	2,334
Total investments	—	2,268	119	2,387
Receivables	—	31	—	31
Other assets	—	2	—	2
Total assets at fair value	\$ —	\$ 2,301	\$ 119	\$ 2,420

Liabilities				
Debt ⁽¹⁾	\$ —	\$ 2,429	\$ —	\$ 2,429
Other liabilities	—	314	—	314
Total liabilities at fair value	\$ —	\$ 2,743	\$ —	\$ 2,743

⁽¹⁾ The carrying value of the CLOs' debt is set equal to the fair value of the CLOs' assets. The estimated fair value of the CLOs' debt was \$2.6 billion and \$2.4 billion as of December 31, 2025 and 2024, respectively.

The following tables provide a summary of changes in Level 3 assets held by consolidated investment entities measured at fair value on a recurring basis:

	Common Stocks	Syndicated Loans
	(in millions)	
Balance at January 1, 2025	\$ 1	\$ 118
Total gains (losses) included in:		
Net income	—	(3) ⁽¹⁾
Purchases	—	145
Sales	—	(84)
Settlements	—	(14)
Transfers into Level 3	—	186
Transfers out of Level 3	(1)	(259)
Balance at December 31, 2025	\$ —	\$ 89

Changes in unrealized gains (losses) included in net income relating to assets held at December 31, 2025 ⁽¹⁾

	Common Stocks	Syndicated Loans
	(in millions)	
Balance at January 1, 2024	\$ —	\$ 63
Total gains (losses) included in:		
Net income	(1) ⁽¹⁾	(7) ⁽¹⁾
Purchases	—	168
Sales	(1)	—
Settlements	—	(5)
Transfers into Level 3	4	103
Transfers out of Level 3	(1)	(204)
Balance at December 31, 2024	\$ 1	\$ 118

Ameriprise Financial, Inc.
Notes to Consolidated Financial Statements (Continued)

	<u>Syndicated Loans</u>	<u>Other Assets</u>
	(in millions)	
Balance at January 1, 2023	\$ 125	\$ 1
Total gains (losses) included in:		
Net income	(4) ⁽¹⁾	—
Purchases	45	—
Sales	(10)	—
Settlements	(16)	—
Transfers into Level 3	122	—
Transfers out of Level 3	(199)	(1)
Balance at December 31, 2023	<u>\$ 63</u>	<u>\$ —</u>
Changes in unrealized gains (losses) included in net income relating to assets held at December 31, 2023	\$ (1)	\$ —

⁽¹⁾ Included in Net investment income.

Securities and loans transferred from Level 3 primarily represent assets with fair values that are now obtained from a third-party pricing service with observable inputs or priced in active markets. Securities and loans transferred to Level 3 represent assets with fair values that are now based on a single non-binding broker quote.

All Level 3 measurements as of December 31, 2025 and 2024 were obtained from non-binding broker quotes where unobservable inputs utilized in the fair value calculation are not reasonably available to the Company.

Determination of Fair Value

Assets

Investments

The fair value of syndicated loans obtained from third-party pricing services using a market approach with observable inputs is classified as Level 2. The fair value of syndicated loans obtained from third-party pricing services with a single non-binding broker quote as the underlying valuation source is classified as Level 3. The underlying inputs used in non-binding broker quotes are not readily available to the Company. See Note 16 for a description of the Company's determination of the fair value of corporate debt securities.

Receivables

For receivables of the consolidated CLOs, the carrying value approximates fair value as the nature of these assets has historically been short-term and the receivables have been collectible. The fair value of these receivables is classified as Level 2.

Liabilities

Debt

The fair value of the CLOs' assets, typically syndicated bank loans, is more observable than the fair value of the CLOs' debt tranches for which market activity is limited and less transparent. As a result, the fair value of the CLOs' debt is set equal to the fair value of the CLOs' assets and is classified as Level 2.

Other Liabilities

Other liabilities consist primarily of securities purchased but not yet settled by consolidated CLOs. The carrying value approximates fair value as the nature of these liabilities has historically been short-term. The fair value of these liabilities is classified as Level 2. Other liabilities also include accrued interest on CLO debt.

Fair Value Option

The Company has elected the fair value option for the financial assets and liabilities of the consolidated CLOs. Management believes that the use of the fair value option better matches the changes in fair value of assets and liabilities related to the CLOs.

Ameriprise Financial, Inc.
Notes to Consolidated Financial Statements (Continued)

The following table presents the fair value and unpaid principal balance of loans and debt for which the fair value option has been elected:

	December 31,	
	2025	2024
(in millions)		
Syndicated Loans		
Unpaid principal balance	\$ 2,632	\$ 2,406
Excess unpaid principal over fair value	(85)	(72)
Fair value	<u>\$ 2,547</u>	<u>\$ 2,334</u>
Fair value of loans more than 90 days past due	\$ 1	\$ 1
Fair value of loans in nonaccrual status	\$ 1	\$ 1
Difference between fair value and unpaid principal of loans more than 90 days past due, loans in nonaccrual status or both	\$ 14	\$ 5
Debt		
Unpaid principal balance	\$ 2,819	\$ 2,633
Excess unpaid principal over fair value	(234)	(204)
Carrying value ⁽¹⁾	<u>\$ 2,585</u>	<u>\$ 2,429</u>

⁽¹⁾ The carrying value of the CLOs' debt is set equal to the fair value of the CLOs' assets. The estimated fair value of the CLOs' debt was \$2.6 billion and \$2.4 billion as of December 31, 2025 and 2024, respectively.

During 2025, the Company launched one new CLO that issued debt of \$406 million.

Interest income from syndicated loans, bonds and structured investments is recorded based on contractual rates in Net investment income. Gains and losses related to changes in the fair value of investments and gains and losses on sales of investments are also recorded in Net investment income. Interest expense on debt is recorded in Interest and debt expense with gains and losses related to changes in the fair value of debt recorded in Net investment income.

Total net gains (losses) recognized in Net investment income related to the changes in fair value of investments the Company owns in the consolidated CLOs where it has elected the fair value option and collateralized financing entity accounting were immaterial for the years ended December 31, 2025, 2024 and 2023.

Debt of the consolidated investment entities and the stated interest rates were as follows:

	Carrying Value		Weighted Average Interest Rate	
	December 31,		December 31,	
	2025	2024	2025	2024
(in millions)				
Debt of consolidated CLOs due 2030-2038	\$ 2,585	\$ 2,429	5.1 %	5.9 %

The debt of the consolidated CLOs has both fixed and floating interest rates, which range from nil to 13.3%. The interest rates on the debt of CLOs are weighted average rates based on the outstanding principal and contractual interest rates.

6. Investments

The following is a summary of Ameriprise Financial investments:

	December 31,	
	2025	2024
(in millions)		
Available-for-Sale securities, at fair value	\$ 53,591	\$ 52,153
Mortgage loans (allowance for credit losses: 2025, \$14; 2024, \$14)	2,824	2,354
Policy loans	1,056	982
Other investments (allowance for credit losses: 2025, \$7; 2024, \$6)	935	934
Total	<u>\$ 58,406</u>	<u>\$ 56,423</u>

Other investments primarily reflect the Company's interests in affordable housing partnerships, trading securities, equity securities, seed money investments in proprietary funds, syndicated loans, credit card receivables and certificates of deposit with original or remaining maturities at the time of purchase of more than 90 days.

Ameriprise Financial, Inc.
Notes to Consolidated Financial Statements (Continued)

The following is a summary of Net investment income:

	Years Ended December 31,		
	2025	2024	2023
	(in millions)		
Available-for-Sale securities ⁽¹⁾	\$ 2,589	\$ 2,611	\$ 2,252
Net realized gains (losses)	3	(18)	(27)
Consolidated investment entities	179	207	181
Other investments and receivables ⁽¹⁾	799	848	800
Total	\$ 3,570	\$ 3,648	\$ 3,206

⁽¹⁾ Prior period amounts associated with investment income from Available-for-Sale securities have been disaggregated (as the largest component of fixed maturities) to conform with current period presentation with remaining amounts included in Other investments and receivables.

Available-for-Sale securities distributed by type were as follows:

Description of Securities	December 31, 2025				
	Amortized Cost	Gross Unrealized Gains	Gross Unrealized Losses	Allowance for Credit Losses	Fair Value
	(in millions)				
Corporate debt securities	\$ 15,911	\$ 395	\$ (464)	\$ —	\$ 15,842
Residential mortgage backed securities	28,578	261	(666)	—	28,173
Commercial mortgage backed securities	3,778	16	(103)	(4)	3,687
Asset backed securities	3,755	19	(21)	—	3,753
State and municipal obligations	657	36	(15)	(1)	677
U.S. government and agency obligations	1,457	1	—	—	1,458
Foreign government bonds and obligations	1	—	—	—	1
Total	\$ 54,137	\$ 728	\$ (1,269)	\$ (5)	\$ 53,591

Description of Securities	December 31, 2024				
	Amortized Cost	Gross Unrealized Gains	Gross Unrealized Losses	Allowance for Credit Losses	Fair Value
	(in millions)				
Corporate debt securities	\$ 14,509	\$ 201	\$ (711)	\$ —	\$ 13,999
Residential mortgage backed securities	24,396	81	(1,133)	—	23,344
Commercial mortgage backed securities	5,339	10	(219)	(4)	5,126
Asset backed securities	6,451	30	(39)	—	6,442
State and municipal obligations	629	29	(19)	(1)	638
U.S. government and agency obligations	2,589	2	—	—	2,591
Foreign government bonds and obligations	13	—	—	—	13
Total	\$ 53,926	\$ 353	\$ (2,121)	\$ (5)	\$ 52,153

As of December 31, 2025 and 2024, accrued interest of \$332 million and \$326 million, respectively, is excluded from the amortized cost basis of Available-for-Sale securities in the tables above and is recorded in Receivables.

As of both December 31, 2025 and 2024, fixed maturity securities comprised approximately 92% of Ameriprise Financial investments. Rating agency designations are based on the availability of ratings from Nationally Recognized Statistical Rating Organizations (“NRSROs”), including Moody’s Investors Service (“Moody’s”), Standard & Poor’s Ratings Services (“S&P”) and Fitch Ratings Ltd. (“Fitch”). The Company uses the median of available ratings from Moody’s, S&P and Fitch, or if fewer than three ratings are available, the lower rating is used. When ratings from Moody’s, S&P and Fitch are unavailable, the Company may utilize ratings from other NRSROs or rate the securities internally. As of December 31, 2025 and 2024, the Company’s internal analysts rated \$662 million and \$508 million, respectively, of securities using criteria similar to those used by NRSROs.

Ameriprise Financial, Inc.
Notes to Consolidated Financial Statements (Continued)

A summary of fixed maturity securities by rating was as follows:

Ratings	December 31, 2025			December 31, 2024		
	Amortized Cost	Fair Value	Percent of Total Fair Value	Amortized Cost	Fair Value	Percent of Total Fair Value
	(in millions, except percentages)					
AAA	\$ 19,744	\$ 19,489	36 %	\$ 25,251	\$ 24,614	47 %
AA	18,446	18,259	34	13,498	12,909	25
A	4,445	4,468	8	2,979	2,935	5
BBB	11,169	11,067	21	11,896	11,402	22
Below investment grade	333	308	1	302	293	1
Total fixed maturities	<u>\$ 54,137</u>	<u>\$ 53,591</u>	<u>100 %</u>	<u>\$ 53,926</u>	<u>\$ 52,153</u>	<u>100 %</u>

As of December 31, 2025 and 2024, approximately 86% and 82% of securities rated AA were GNMA, FNMA and FHLMC mortgage backed securities, respectively. No holdings of any issuer were greater than 10% of the Company's total equity as of both December 31, 2025 and 2024.

The following tables summarize the fair value and gross unrealized losses on Available-for-Sale securities, aggregated by major investment type and the length of time that individual securities have been in a continuous unrealized loss position for which no allowance for credit losses has been recorded:

Description of Securities	December 31, 2025								
	Less than 12 Months			12 Months or More			Total		
	Number of Securities	Fair Value	Unrealized Losses	Number of Securities	Fair Value	Unrealized Losses	Number of Securities	Fair Value	Unrealized Losses
	(in millions, except number of securities)								
Corporate debt securities	108	\$ 1,560	\$ (48)	314	\$ 5,175	\$ (416)	422	\$ 6,735	\$ (464)
Residential mortgage backed securities	64	1,892	(3)	636	8,033	(663)	700	9,925	(666)
Commercial mortgage backed securities	10	167	—	165	2,334	(103)	175	2,501	(103)
Asset backed securities	4	56	—	30	255	(21)	34	311	(21)
State and municipal obligations	14	90	(2)	39	127	(13)	53	217	(15)
U.S. government and agency obligations	3	60	—	—	—	—	3	60	—
Total	<u>203</u>	<u>\$ 3,825</u>	<u>\$ (53)</u>	<u>1,184</u>	<u>\$ 15,924</u>	<u>\$ (1,216)</u>	<u>1,387</u>	<u>\$ 19,749</u>	<u>\$ (1,269)</u>

Description of Securities	December 31, 2024								
	Less than 12 Months			12 Months or More			Total		
	Number of Securities	Fair Value	Unrealized Losses	Number of Securities	Fair Value	Unrealized Losses	Number of Securities	Fair Value	Unrealized Losses
	(in millions, except number of securities)								
Corporate debt securities	282	\$ 5,328	\$ (178)	291	\$ 4,042	\$ (533)	573	\$ 9,370	\$ (711)
Residential mortgage backed securities	203	6,728	(96)	659	9,122	(1,037)	862	15,850	(1,133)
Commercial mortgage backed securities	24	478	(6)	233	3,298	(213)	257	3,776	(219)
Asset backed securities	15	309	(2)	37	384	(37)	52	693	(39)
State and municipal obligations	21	57	(2)	45	133	(17)	66	190	(19)
U.S. government and agency obligations	1	100	—	—	—	—	1	100	—
Foreign government bonds and obligations	—	—	—	3	12	—	3	12	—
Total	<u>546</u>	<u>\$ 13,000</u>	<u>\$ (284)</u>	<u>1,268</u>	<u>\$ 16,991</u>	<u>\$ (1,837)</u>	<u>1,814</u>	<u>\$ 29,991</u>	<u>\$ (2,121)</u>

Ameriprise Financial, Inc.
Notes to Consolidated Financial Statements (Continued)

As part of the Company's ongoing monitoring process, management determined that the decrease in total gross unrealized losses on its Available-for-Sale securities for which an allowance for credit losses has not been recognized during the year ended December 31, 2025 is primarily attributable to interest rate movements. As of December 31, 2025, the Company did not recognize these unrealized losses in earnings because it was determined that such losses were due to non-credit factors. The Company does not intend to sell these securities and does not believe that it is more likely than not that the Company will be required to sell these securities before the anticipated recovery of the remaining amortized cost basis. As of December 31, 2025 and 2024, approximately 96% and 97%, respectively, of the total of Available-for-Sale securities with gross unrealized losses were considered investment grade.

The following table presents a rollforward of the allowance for credit losses on Available-for-Sale securities:

	Corporate Debt Securities	Commercial Mortgage Backed Securities	State and Municipal Obligations	Total
	(in millions)			
Balance at January 1, 2023	\$ 20	\$ —	\$ 2	\$ 22
Additions for which credit losses were not previously recorded	1	—	—	1
Reductions for securities sold during the period (realized)	(20)	—	(1)	(21)
Balance at December 31, 2023	1	—	1	2
Additions for which credit losses were not previously recorded	—	4	—	4
Reductions for securities sold during the period (realized)	(1)	—	—	(1)
Balance at December 31, 2024	—	4	1	5
Additions for which credit losses were not previously recorded	—	—	—	—
Balance at December 31, 2025	<u>\$ —</u>	<u>\$ 4</u>	<u>\$ 1</u>	<u>\$ 5</u>

Net realized gains and losses on Available-for-Sale securities, determined using the specific identification method, recognized in Net investment income were as follows:

	Years Ended December 31,		
	2025	2024	2023
	(in millions)		
Gross realized investment gains	\$ 30	\$ 41	\$ 11
Gross realized investment losses	(27)	(57)	(58)
Credit reversals (losses)	—	(3)	20
Other impairments	—	—	(2)
Total	<u>\$ 3</u>	<u>\$ (19)</u>	<u>\$ (29)</u>

Credit reversals for the year ended December 31, 2023 were the result of the sale of a corporate debt security in the communications industry. Other impairments for the year ended December 31, 2023 related to Available-for-Sale securities which the Company intended to sell.

See Note 21 for a rollforward of net unrealized investment gains (losses) included in AOCI.

Available-for-Sale securities by contractual maturity as of December 31, 2025 were as follows:

	Amortized Cost	Fair Value
	(in millions)	
Due within one year	\$ 1,788	\$ 1,789
Due after one year through five years	3,606	3,530
Due after five years through 10 years	5,955	5,995
Due after 10 years	6,677	6,664
	<u>18,026</u>	<u>17,978</u>
Residential mortgage backed securities	28,578	28,173
Commercial mortgage backed securities	3,778	3,687
Asset backed securities	3,755	3,753
Total	<u>\$ 54,137</u>	<u>\$ 53,591</u>

Actual maturities may differ from contractual maturities because issuers may have the right to call or prepay obligations. Residential mortgage backed securities, commercial mortgage backed securities and asset backed securities are not due at a single maturity date. As such, these securities were not included in the maturities distribution.

Ameriprise Financial, Inc.
Notes to Consolidated Financial Statements (Continued)

7. Financing Receivables

Financing receivables are comprised of commercial loans, consumer loans and deposit receivables. See Note 2 for information regarding the Company's accounting policies related to financing receivables and the allowance for credit losses.

Allowance for Credit Losses

The following table presents a rollforward of the allowance for credit losses:

	Commercial Loans	Consumer Loans	Total
	(in millions)		
Balance at January 1, 2023	\$ 54	\$ 5	\$ 59
Provisions	2	6	8
Charge-offs	(2)	(2)	(4)
Balance at December 31, 2023	54	9	63
Provisions	(5)	3	(2)
Charge-offs	(4)	(4)	(8)
Recoveries	—	1	1
Balance at December 31, 2024	45	9	54
Provisions	(3)	5	2
Charge-offs	(1)	(4)	(5)
Recoveries	—	1	1
Balance at December 31, 2025	<u>\$ 41</u>	<u>\$ 11</u>	<u>\$ 52</u>

As of December 31, 2025 and 2024, accrued interest on commercial loans was \$22 million and \$20 million, respectively, and is recorded in Receivables and excluded from the amortized cost basis of commercial loans.

Purchases and Sales

During the years ended December 31, 2025, 2024 and 2023, the Company purchased \$21 million, \$7 million and \$21 million, respectively, of syndicated loans, and sold \$8 million, \$6 million and \$4 million, respectively, of syndicated loans.

During the years ended December 31, 2025, 2024 and 2023, the Company purchased \$432 million, \$212 million and \$202 million, respectively, of residential mortgage loans.

The Company has not acquired any loans with deteriorated credit quality as of the acquisition date.

Credit Quality Information

Nonperforming loans were \$13 million as of both December 31, 2025 and 2024.

Commercial Loans

Commercial Mortgage Loans

The Company reviews the credit worthiness of the borrower and the performance of the underlying properties in order to determine the risk of loss on commercial mortgage loans. Loan-to-value ratio is the primary credit quality indicator included in this review.

Based on this review, the commercial mortgage loans are assigned an internal risk rating, which management updates when credit risk changes. Commercial mortgage loans which management has assigned its highest risk rating were less than 1% of total commercial mortgage loans as of both December 31, 2025 and 2024. Loans with the highest risk rating represent distressed loans which the Company has identified as impaired or expects to become delinquent or enter into foreclosure within the next six months. There were no commercial mortgage loans past due as of both December 31, 2025 and 2024.

The tables below present the amortized cost basis of commercial mortgage loans by year of origination and loan-to-value ratio:

	December 31, 2025						
	2025	2024	2023	2022	2021	Prior	Total
Loan-to-Value Ratio	(in millions)						
> 100%	\$ —	\$ —	\$ —	\$ —	\$ —	\$ 15	\$ 15
80% - 100%	—	—	—	—	—	56	56
60% - 80%	83	82	18	12	—	103	298
40% - 60%	129	87	42	26	62	339	685
< 40%	45	15	11	65	108	741	985
Total	<u>\$ 257</u>	<u>\$ 184</u>	<u>\$ 71</u>	<u>\$ 103</u>	<u>\$ 170</u>	<u>\$ 1,254</u>	<u>\$ 2,039</u>

Ameriprise Financial, Inc.
Notes to Consolidated Financial Statements (Continued)

December 31, 2024

Loan-to-Value Ratio	2024		2023		2022		2021		2020		Prior	Total		
	(in millions)													
> 100%	\$	—	\$	—	\$	—	\$	—	\$	—	\$	15	\$	15
80% - 100%		—		—		—		—		10		48		58
60% - 80%		86		44		18		9		5		130		292
40% - 60%		87		22		39		69		41		348		606
< 40%		15		10		48		102		50		706		931
Total	\$	188	\$	76	\$	105	\$	180	\$	106	\$	1,247	\$	1,902

Loan-to-value ratio is based on income and expense data provided by borrowers at least annually and long-term capitalization rate assumptions based on property type.

In addition, the Company reviews the concentrations of credit risk by region and property type. Concentrations of credit risk of commercial mortgage loans by U.S. region were as follows:

	Loans		Percentage			
	December 31,		December 31,			
	2025	2024	2025	2024		
	(in millions)					
East North Central	\$	185	\$	185	9 %	10 %
East South Central		51		45	3	2
Middle Atlantic		126		133	6	7
Mountain		168		157	8	8
New England		35		30	2	2
Pacific		696		633	34	33
South Atlantic		552		489	27	26
West North Central		110		119	5	6
West South Central		116		111	6	6
Total	\$	2,039	\$	1,902	100 %	100 %

Concentrations of credit risk of commercial mortgage loans by property type were as follows:

	Loans		Percentage			
	December 31,		December 31,			
	2025	2024	2025	2024		
	(in millions)					
Apartments	\$	600	\$	522	29 %	27 %
Hotel		40		33	2	2
Industrial		404		362	20	19
Mixed use		83		68	4	4
Office		190		219	9	11
Retail		528		546	26	29
Other		194		152	10	8
Total	\$	2,039	\$	1,902	100 %	100 %

Syndicated Loans

The investment in syndicated loans as of December 31, 2025 and 2024 was \$79 million and \$92 million, respectively. The Company's syndicated loan portfolio is diversified across industries and issuers. There were no syndicated loans past due as of both December 31, 2025 and 2024. The Company assigns an internal risk rating to each syndicated loan in its portfolio ranging from 1 through 5, with 5 reflecting the lowest quality.

Ameriprise Financial, Inc.
Notes to Consolidated Financial Statements (Continued)

The tables below present the amortized cost basis of syndicated loans by origination year and internal risk rating:

December 31, 2025							
Internal Risk Rating	2025	2024	2023	2022	2021	Prior	Total
	(in millions)						
Risk 5	\$ —	\$ —	\$ —	\$ —	\$ —	\$ —	\$ —
Risk 4	—	—	—	—	—	1	1
Risk 3	7	1	1	—	—	—	9
Risk 2	11	15	3	—	3	3	35
Risk 1	14	15	5	—	—	—	34
Total	<u>\$ 32</u>	<u>\$ 31</u>	<u>\$ 9</u>	<u>\$ —</u>	<u>\$ 3</u>	<u>\$ 4</u>	<u>\$ 79</u>

December 31, 2024							
Internal Risk Rating	2024	2023	2022	2021	2020	Prior	Total
	(in millions)						
Risk 5	\$ —	\$ —	\$ —	\$ —	\$ —	\$ —	\$ —
Risk 4	—	—	—	—	—	2	2
Risk 3	1	1	—	8	1	1	12
Risk 2	29	5	—	3	—	8	45
Risk 1	22	6	—	3	2	—	33
Total	<u>\$ 52</u>	<u>\$ 12</u>	<u>\$ —</u>	<u>\$ 14</u>	<u>\$ 3</u>	<u>\$ 11</u>	<u>\$ 92</u>

Advisor Loans

The Company offers loans to financial advisors for transitional cost assistance and practice operations. Repayment of the loan is highly dependent on the retention of the financial advisor. In the event a financial advisor is no longer affiliated with the Company, the unpaid balances generally become immediately due. Accordingly, the primary risk factor for advisor loans is termination status. The allowance for credit losses related to loans to advisors that have terminated their relationship with the Company was \$7 million and \$6 million as of December 31, 2025 and 2024, respectively.

The tables below present the amortized cost basis of advisor loans by origination year and termination status:

December 31, 2025							
Termination Status	2025	2024	2023	2022	2021	Prior	Total
	(in millions)						
Active	\$ 637	\$ 309	\$ 280	\$ 215	\$ 79	\$ 142	\$ 1,662
Terminated	—	1	—	1	1	8	11
Total	<u>\$ 637</u>	<u>\$ 310</u>	<u>\$ 280</u>	<u>\$ 216</u>	<u>\$ 80</u>	<u>\$ 150</u>	<u>\$ 1,673</u>

December 31, 2024							
Termination Status	2024	2023	2022	2021	2020	Prior	Total
	(in millions)						
Active	\$ 358	\$ 351	\$ 261	\$ 121	\$ 82	\$ 150	\$ 1,323
Terminated	—	—	2	2	2	6	12
Total	<u>\$ 358</u>	<u>\$ 351</u>	<u>\$ 263</u>	<u>\$ 123</u>	<u>\$ 84</u>	<u>\$ 156</u>	<u>\$ 1,335</u>

Consumer Loans
Residential Mortgage Loans

The Company reviews the credit worthiness of the borrower in order to determine the risk of loss on residential mortgage loans. Geographic location and FICO scores are the primary credit quality indicators included in the model that projects the Company's risk of credit loss over the life of the residential mortgage loan portfolio. Delinquency rates are measured based on the number of days past due. Residential mortgage loans over 30 days past due were \$8 million and \$4 million as of December 31, 2025 and 2024, respectively.

Ameriprise Financial, Inc.
Notes to Consolidated Financial Statements (Continued)

The tables below present the amortized cost basis of residential mortgage loans by year of origination and FICO score:

FICO Score	December 31, 2025						
	2025	2024	2023	2022	2021	Prior	Total
	(in millions)						
> 810	\$ 23	\$ 8	\$ 7	\$ 2	\$ 2	\$ 1	\$ 43
780 - 809	177	76	50	22	7	5	337
740 - 779	128	56	62	22	7	4	279
720 - 739	29	17	13	4	4	—	67
700 - 719	16	8	8	5	3	1	41
< 699	14	6	6	3	3	—	32
Total	\$ 387	\$ 171	\$ 146	\$ 58	\$ 26	\$ 11	\$ 799

FICO Score	December 31, 2024					
	2024	2023	2022	2021	2020	Total
	(in millions)					
> 810	\$ 5	\$ 9	\$ 2	\$ 2	\$ 1	\$ 19
780 - 809	84	56	28	7	6	181
740 - 779	64	77	25	7	5	178
720 - 739	17	15	5	5	—	42
700 - 719	9	8	5	3	1	26
< 699	7	7	3	3	—	20
Total	\$ 186	\$ 172	\$ 68	\$ 27	\$ 13	\$ 466

The table below presents the concentrations of credit risk of residential mortgage loans by U.S. region:

	Loans		Percentage	
	December 31,		December 31,	
	2025	2024	2025	2024
	(in millions)			
Minnesota	\$ 420	\$ 284	53 %	61 %
Other U.S. States	379	182	47	39
Total	\$ 799	\$ 466	100 %	100 %

Credit Card Receivables

The credit cards are co-branded with Ameriprise Financial, Inc. and issued to the Company's customers by a third party. FICO scores and delinquency rates are the primary credit quality indicators for the credit card portfolio. Delinquency rates are measured based on the number of days past due. Credit card receivables over 30 days past due were 2% of total credit card receivables as of both December 31, 2025 and 2024.

The table below presents the amortized cost basis of credit card receivables by FICO score:

FICO Score	December 31,	
	2025	2024
	(in millions)	
> 800	\$ 39	\$ 38
750 - 799	31	32
700 - 749	27	29
650 - 699	16	16
< 650	9	8
Total	\$ 122	\$ 123

Policy Loans

Policy loans do not exceed the cash surrender value at origination. As there is minimal risk of loss related to policy loans, there is no allowance for credit losses.

Ameriprise Financial, Inc.
Notes to Consolidated Financial Statements (Continued)

Margin Loans

The margin loans balance was \$1.3 billion and \$1.1 billion as of December 31, 2025 and 2024, respectively. The Company monitors collateral supporting margin loans and requests additional collateral when necessary in order to mitigate the risk of loss. As of both December 31, 2025 and 2024, there was no allowance for credit losses on margin loans.

Pledged Asset Lines of Credit

The pledged asset lines of credit balance was \$1.0 billion and \$737 million as of December 31, 2025 and 2024, respectively. The Company monitors collateral supporting pledged asset lines of credit and requests additional collateral when necessary in order to mitigate the risk of loss. As of both December 31, 2025 and 2024, there was no allowance for credit losses on pledged asset lines of credit.

Deposit Receivables

Deposit receivables were \$5.4 billion and \$5.8 billion as of December 31, 2025 and 2024, respectively. Deposit receivables are collateralized by the fair value of the assets held in trusts. Based on management's evaluation of the collateral value relative to the deposit receivables, the allowance for credit losses for deposit receivables was not material as of both December 31, 2025 and 2024.

8. Reinsurance

The Company reinsures a portion of its insurance risks through reinsurance agreements with unaffiliated reinsurance companies. RiverSource Life Insurance Company ("RiverSource Life") reinsures 100% of its insurance risk associated with its life contingent payout annuity policies in force as of June 30, 2021 through a reinsurance agreement with Global Atlantic Financial Group's subsidiary Commonwealth Annuity and Life Insurance Company. Policies issued on or after July 1, 2021 and policies issued by RiverSource Life Insurance Co. of New York ("RiverSource Life of NY") are not subject to this reinsurance agreement.

Reinsurance contracts do not relieve the Company from its primary obligation to policyholders.

The Company generally reinsures 90% of the death benefit liability for new term life insurance policies beginning in 2001 and new individual UL and VUL insurance policies beginning in 2002. Policies issued prior to these dates are not subject to these same reinsurance levels.

For IUL policies issued after September 1, 2013 and VUL policies issued after January 1, 2014, the Company generally reinsures 50% of the death benefit liability. Similarly, the Company reinsures 50% of the death benefit and morbidity liabilities related to its UL product with LTC benefits.

The maximum amount of life insurance risk the Company will retain is \$10 million on a single life and \$10 million on any flexible premium survivorship life policy; however, reinsurance agreements are in place such that retaining more than \$1.5 million of insurance risk on a single life or a flexible premium survivorship life policy is very unusual. Risk on UL and VUL policies is reinsured on a yearly renewable term basis. Risk on most term life policies starting in 2001 is reinsured on a coinsurance basis, a type of reinsurance in which the reinsurer participates proportionally in all material risks and premiums associated with a policy.

For existing LTC policies, the Company has continued ceding 50% of the risk on a coinsurance basis to subsidiaries of Genworth Financial, Inc. ("Genworth") and retains the remaining risk. For RiverSource Life of NY, this reinsurance arrangement applies for 1996 and later issues only, which are about 91% of the total RiverSource Life of NY in force policies. Under these agreements, the Company has the right, but never the obligation, to recapture some, or all, of the risk ceded to Genworth.

Generally, the Company retains at most \$5,000 per month of risk per life on DI policies sold on policy forms introduced in most states starting in 2007 and reinsures the remainder of the risk on a coinsurance basis with unaffiliated reinsurance companies. The Company retains all risk for new claims on DI contracts sold on other policy forms introduced prior to 2007. The Company also retains all risk on accidental death benefit claims and substantially all risk associated with waiver of premium provisions.

As of December 31, 2025 and 2024, traditional life and UL insurance policies in force were \$197.5 billion and \$198.1 billion, respectively, of which \$142.3 billion and \$143.5 billion as of December 31, 2025 and 2024 were reinsured at the respective year ends.

The effect of reinsurance on premiums for traditional long-duration products was as follows:

	Years Ended December 31,		
	2025	2024	2023
	(in millions)		
Direct premiums	\$ 616	\$ 696	\$ 674
Reinsurance ceded	(224)	(224)	(226)
Net premiums	<u>\$ 392</u>	<u>\$ 472</u>	<u>\$ 448</u>

Cost of insurance and administrative charges for non-traditional long-duration products are reflected in Premiums, policy and contract charges and were net of reinsurance ceded of \$199 million, \$188 million and \$180 million for the years ended December 31, 2025, 2024 and 2023, respectively.

Ameriprise Financial, Inc.
Notes to Consolidated Financial Statements (Continued)

The amount of claims recovered through reinsurance on all contracts was \$561 million, \$466 million and \$438 million for the years ended December 31, 2025, 2024 and 2023, respectively.

Receivables included \$4.2 billion and \$4.0 billion of reinsurance recoverables as of December 31, 2025 and 2024, respectively, including \$2.7 billion and \$2.6 billion related to LTC risk ceded to Genworth, respectively.

Policyholder account balances, future policy benefits and claims include \$333 million and \$351 million related to previously assumed reinsurance arrangements as of December 31, 2025 and 2024, respectively.

9. Goodwill and Other Intangible Assets

Goodwill and intangible assets deemed to have indefinite lives are not amortized but are instead subject to impairment tests.

The changes in the carrying amount of goodwill reported in the Company's reportable segments were as follows:

	Advice & Wealth Management	Asset Management	Retirement & Protection Solutions	Consolidated
	(in millions)			
Balance at January 1, 2024	\$ 279	\$ 1,040	\$ 91	\$ 1,410
Foreign currency translation	—	(9)	—	(9)
Balance at December 31, 2024	279	1,031	91	1,401
Foreign currency translation	—	39	—	39
Balance at December 31, 2025	<u>\$ 279</u>	<u>\$ 1,070</u>	<u>\$ 91</u>	<u>\$ 1,440</u>

In 2025 and 2024, the Company completed the annual impairment evaluation for goodwill as of July 1. The Company concluded its goodwill was not impaired in either 2025 or 2024.

The carrying amount of indefinite-lived intangible assets consisted of the following:

	December 31,	
	2025	2024
	(in millions)	
Customer contracts	\$ 748	\$ 844
Trade names	56	65
Total	<u>\$ 804</u>	<u>\$ 909</u>

Definite-lived intangible assets consisted of the following:

	December 31, 2025			December 31, 2024		
	Gross Carrying Amount	Accumulated Amortization	Net Carrying Amount	Gross Carrying Amount	Accumulated Amortization	Net Carrying Amount
	(in millions)					
Customer relationships	\$ 486	\$ (235)	\$ 251	\$ 370	\$ (204)	\$ 166
Contracts	235	(227)	8	226	(218)	8
Other	406	(309)	97	357	(269)	88
Total	<u>\$ 1,127</u>	<u>\$ (771)</u>	<u>\$ 356</u>	<u>\$ 953</u>	<u>\$ (691)</u>	<u>\$ 262</u>

Definite-lived intangible assets acquired during the year ended December 31, 2025 were \$51 million with a weighted average amortization period of 5 years. During the year ended December 31, 2025, it was determined that the useful life of certain customer contracts was no longer indefinite. Customer contracts of \$98 million were reclassified from indefinite lived to definite lived customer relationships with an estimated life of 30 years to be amortized prospectively. The aggregate amortization expense for definite-lived intangible assets during the years ended December 31, 2025, 2024 and 2023 was \$61 million, \$56 million and \$52 million, respectively.

Estimated intangible amortization expense as of December 31, 2025 for the next five years is as follows:

	(in millions)
2026	\$ 63
2027	51
2028	41
2029	36
2030	29

Ameriprise Financial, Inc.
Notes to Consolidated Financial Statements (Continued)
10. Deferred Acquisition Costs and Deferred Sales Inducement Costs

The following tables summarize the balances of and changes in DAC:

	Variable Annuities	Structured Variable Annuities	Fixed Annuities	Fixed Indexed Annuities	Universal Life Insurance	Variable Universal Life Insurance
(in millions)						
Balance at January 1, 2025	\$ 1,402	\$ 276	\$ 28	\$ 4	\$ 103	\$ 553
Capitalization of acquisition costs	23	88	—	—	—	62
Amortization	(112)	(39)	(5)	(1)	(7)	(45)
Balance at December 31, 2025	<u>\$ 1,313</u>	<u>\$ 325</u>	<u>\$ 23</u>	<u>\$ 3</u>	<u>\$ 96</u>	<u>\$ 570</u>
	Indexed Universal Life Insurance	Other Life Insurance	Life Contingent Payout Annuities	Term and Whole Life Insurance	Disability Income Insurance	Total, All Products
(in millions)						
Balance at January 1, 2025	\$ 210	\$ 2	\$ 10	\$ 17	\$ 70	\$ 2,675
Capitalization of acquisition costs	2	—	3	2	3	183
Amortization	(15)	(1)	—	(2)	(8)	(235)
Balance at December 31, 2025	<u>\$ 197</u>	<u>\$ 1</u>	<u>\$ 13</u>	<u>\$ 17</u>	<u>\$ 65</u>	<u>2,623</u>
Other broker dealer acquisition costs						<u>2</u>
Balance at December 31, 2025 including broker dealer acquisition costs						<u>\$ 2,625</u>
	Variable Annuities	Structured Variable Annuities	Fixed Annuities	Fixed Indexed Annuities	Universal Life Insurance	Variable Universal Life Insurance
(in millions)						
Balance at January 1, 2024	\$ 1,496	\$ 208	\$ 35	\$ 5	\$ 110	\$ 534
Capitalization of acquisition costs	24	98	—	—	—	64
Amortization	(118)	(30)	(7)	(1)	(7)	(45)
Balance at December 31, 2024	<u>\$ 1,402</u>	<u>\$ 276</u>	<u>\$ 28</u>	<u>\$ 4</u>	<u>\$ 103</u>	<u>\$ 553</u>
	Indexed Universal Life Insurance	Other Life Insurance	Life Contingent Payout Annuities	Term and Whole Life Insurance	Disability Income Insurance	Total, All Products
(in millions)						
Balance at January 1, 2024	\$ 223	\$ 2	\$ 6	\$ 17	\$ 75	\$ 2,711
Capitalization of acquisition costs	3	—	5	2	3	199
Amortization	(16)	—	(1)	(2)	(8)	(235)
Balance at December 31, 2024	<u>\$ 210</u>	<u>\$ 2</u>	<u>\$ 10</u>	<u>\$ 17</u>	<u>\$ 70</u>	<u>2,675</u>
Other broker dealer acquisition costs						<u>2</u>
Balance at December 31, 2024 including broker dealer acquisition costs						<u>\$ 2,677</u>

Ameriprise Financial, Inc.
Notes to Consolidated Financial Statements (Continued)

The following tables summarize the balances of and changes in DSIC:

	Variable Annuities	Fixed Annuities	Total, All Products
	(in millions)		
Balance at January 1, 2025	\$ 122	\$ 10	\$ 132
Amortization	(12)	(2)	(14)
Balance at December 31, 2025	<u>\$ 110</u>	<u>\$ 8</u>	<u>\$ 118</u>
	Variable Annuities	Fixed Annuities	Total, All Products
	(in millions)		
Balance at January 1, 2024	\$ 136	\$ 12	\$ 148
Amortization	(14)	(2)	(16)
Balance at December 31, 2024	<u>\$ 122</u>	<u>\$ 10</u>	<u>\$ 132</u>

11. Policyholder Account Balances, Future Policy Benefits and Claims

Policyholder account balances, future policy benefits and claims consisted of the following:

	December 31, 2025	December 31, 2024
	(in millions)	
Policyholder account balances		
Policyholder account balances	\$ 37,005	\$ 32,542
Future policy benefits		
Reserve for future policy benefits	7,601	7,418
Deferred profit liability	130	118
Additional liabilities for insurance guarantees	1,500	1,389
Other insurance and annuity liabilities	78	192
Total future policy benefits	<u>9,309</u>	<u>9,117</u>
Policy claims and other policyholders' funds	184	214
Total policyholder account balances, future policy benefits and claims	<u>\$ 46,498</u>	<u>\$ 41,873</u>

Variable Annuities

Purchasers of variable annuities can select from a variety of investment options and can elect to allocate a portion to a fixed account. A vast majority of the premiums received for variable annuity contracts are held in separate accounts where the assets are held for the exclusive benefit of those contractholders.

Most of the variable annuity contracts issued by the Company contain a GMDB. The Company previously offered contracts with GMAB, GMWB, and GMIB provisions. See Note 2 and Note 13 for additional information regarding the Company's variable annuity guarantees. See Note 16 and Note 18 for additional information regarding the Company's derivative instruments used to hedge risks related to these guarantees.

Structured Variable Annuities

Structured variable annuities provide contractholders the option to allocate a portion of their account value to an indexed account held in a non-insulated separate account with the contractholder's rate of return, which may be positive or negative, tied to selected indices, subject to either a cap or floor. The amount allocated by a contractholder to the indexed account creates an embedded derivative which is measured at fair value. The Company hedges the equity and interest rate risk related to the indexed account with freestanding derivative instruments.

Fixed Annuities

Fixed annuities include deferred, payout and fixed deferred indexed annuity contracts. In 2020, the Company discontinued sales of fixed deferred and fixed deferred indexed annuities.

Deferred contracts offer a guaranteed minimum rate of interest and security of the principal invested. Payout contracts guarantee a fixed income payment for life or the term of the contract. Liabilities for fixed annuities in a benefit or payout status are based on future estimated payments using established industry mortality tables and interest rates.

Ameriprise Financial, Inc.**Notes to Consolidated Financial Statements (Continued)**

The Company's fixed index annuity product is a fixed annuity that includes an indexed account. The rate of interest credited above the minimum guarantee for funds allocated to the indexed account is linked to the performance of the specific index for the indexed account (subject to a cap). The amount allocated by a contractholder to the indexed account creates an embedded derivative which is measured at fair value.

See Note 18 for additional information regarding the Company's derivative instruments used to hedge the risk related to indexed accounts.

Insurance Liabilities

UL policies accumulate cash value that increases by a fixed interest rate. Purchasers of VUL can select from a variety of investment options and can elect to allocate a portion of their account balance to a fixed account or a separate account. A vast majority of the premiums received for VUL policies are held in separate accounts where the assets are held for the exclusive benefit of those policyholders.

IUL is a UL policy that includes an indexed account. The rate of credited interest for funds allocated by a contractholder to the indexed account is linked to the performance of the specific index for the indexed account (subject to stated account parameters, which include a cap and floor, or a spread). The policyholder may allocate all or a portion of the policy value to a fixed or any available indexed account. The amount allocated by a contractholder to the indexed account creates an embedded derivative which is measured at fair value. The Company hedges the interest credited rate including equity and interest rate risk related to the indexed account with freestanding derivative instruments. See Note 18 for additional information regarding the Company's derivative instruments used to hedge the risk related to IUL.

The Company also offers term life insurance as well as DI products. The Company no longer offers standalone LTC products and whole life insurance but has in force policies from prior years.

Insurance liabilities include accumulation values, incurred but not reported claims, obligations for anticipated future claims, unpaid reported claims and claim adjustment expenses.

Ameriprise Financial, Inc.
Notes to Consolidated Financial Statements (Continued)

The balances of and changes in policyholder account balances were as follows:

	Variable Annuities	Structured Variable Annuities	Fixed Annuities	Fixed Indexed Annuities	Non-Life Contingent Payout Annuities
(in millions, except percentages)					
Balance at January 1, 2025	\$ 3,680	\$ 16,330	\$ 5,369	\$ 305	\$ 447
Contract deposits	57	3,816	35	—	73
Policy charges	(13)	(4)	—	—	—
Surrenders and other benefits	(486)	(846)	(677)	(26)	(99)
Net transfer from (to) separate account liabilities	(31)	—	—	—	—
Variable account index-linked adjustments	—	2,206	—	—	—
Interest credited	113	2	191	10	14
Balance at December 31, 2025	<u>\$ 3,320</u>	<u>\$ 21,504</u>	<u>\$ 4,918</u>	<u>\$ 289</u>	<u>\$ 435</u>
Weighted-average crediting rate	3.3 %	1.9 %	3.8 %	2.1 %	N/A
Cash surrender value ⁽¹⁾	\$ 3,302	\$ 20,582	\$ 4,916	\$ 272	N/A

	Universal Life Insurance	Variable Universal Life Insurance	Indexed Universal Life Insurance	Other Life Insurance	Total, All Products
(in millions, except percentages)					
Balance at January 1, 2025	\$ 1,405	\$ 1,647	\$ 2,894	\$ 465	\$ 32,542
Contract deposits	138	318	165	—	4,602
Policy charges	(169)	(91)	(123)	—	(400)
Surrenders and other benefits	(72)	(102)	(71)	(45)	(2,424)
Net transfer from (to) separate account liabilities	—	(132)	—	—	(163)
Variable account index-linked adjustments	—	—	—	—	2,206
Interest credited	47	65	183	17	642
Balance at December 31, 2025	<u>\$ 1,349</u>	<u>\$ 1,705</u>	<u>\$ 3,048</u>	<u>\$ 437</u>	<u>\$ 37,005</u>
Weighted-average crediting rate	3.6 %	3.9 %	3.0 %	4.0 %	
Net amount at risk	\$ 7,944	\$ 57,269	\$ 13,040	\$ 121	
Cash surrender value ⁽¹⁾	\$ 1,241	\$ 1,109	\$ 2,640	\$ 274	

Ameriprise Financial, Inc.
Notes to Consolidated Financial Statements (Continued)

	Variable Annuities	Structured Variable Annuities	Fixed Annuities	Fixed Indexed Annuities	Non-Life Contingent Payout Annuities
(in millions, except percentages)					
Balance at January 1, 2024	\$ 4,173	\$ 10,742	\$ 5,982	\$ 307	\$ 444
Contract deposits	56	4,005	39	—	101
Policy charges	(14)	(3)	—	—	—
Surrenders and other benefits	(628)	(383)	(856)	(16)	(110)
Net transfer from (to) separate account liabilities	(32)	—	—	—	—
Variable account index-linked adjustments	—	1,968	—	—	—
Interest credited	125	1	204	14	12
Balance at December 31, 2024	<u>\$ 3,680</u>	<u>\$ 16,330</u>	<u>\$ 5,369</u>	<u>\$ 305</u>	<u>\$ 447</u>
Weighted-average crediting rate	3.3 %	1.9 %	3.7 %	2.0 %	N/A
Cash surrender value ⁽¹⁾	\$ 3,658	\$ 15,467	\$ 5,365	\$ 279	N/A

	Universal Life Insurance	Variable Universal Life Insurance	Indexed Universal Life Insurance	Other Life Insurance	Total, All Products
(in millions, except percentages)					
Balance at January 1, 2024	\$ 1,474	\$ 1,569	\$ 2,755	\$ 501	\$ 27,947
Contract deposits	117	333	181	—	4,832
Policy charges	(173)	(93)	(124)	—	(407)
Surrenders and other benefits	(62)	(80)	(79)	(52)	(2,266)
Net transfer from (to) separate account liabilities	—	(145)	—	—	(177)
Variable account index-linked adjustments	—	—	—	—	1,968
Interest credited	49	63	161	16	645
Balance at December 31, 2024	<u>\$ 1,405</u>	<u>\$ 1,647</u>	<u>\$ 2,894</u>	<u>\$ 465</u>	<u>\$ 32,542</u>
Weighted-average crediting rate	3.6 %	3.9 %	2.3 %	4.0 %	
Net amount at risk	\$ 8,312	\$ 57,473	\$ 13,593	\$ 130	
Cash surrender value ⁽¹⁾	\$ 1,280	\$ 1,092	\$ 2,447	\$ 298	

⁽¹⁾ Cash surrender value represents the amount of the contractholder's account balances distributable at the balance sheet date less certain surrender charges. For variable annuities and VUL, the cash surrender value shown is the proportion of the total cash surrender value related to their fixed account liabilities.

Refer to Note 13 for the net amount at risk for market risk benefits associated with variable and structured variable annuities. Fixed, fixed indexed, and non-life contingent payout annuities do not have net amount at risk in excess of account value. Net amount at risk for insurance products is calculated as the death benefit amount in excess of applicable account values, host, embedded derivative, and separate account liabilities.

Ameriprise Financial, Inc.
Notes to Consolidated Financial Statements (Continued)

The following tables present the account values of fixed deferred annuities, fixed insurance, and the fixed portion of variable annuities and variable insurance contracts by range of guaranteed minimum interest rates (“GMIRs”) and the range of the difference between rates credited to policyholders and contractholders as of December 31, 2025 and 2024 and the respective guaranteed minimums, as well as the percentage of account values subject to rate reset in the time period indicated. Rates are reset at management’s discretion, subject to guaranteed minimums.

December 31, 2025

Range of Guaranteed Minimum Crediting Rates	Account Values with Crediting Rates					Total	
	At Guaranteed Minimum	1-49 bps above Guaranteed Minimum	50-99 bps above Guaranteed Minimum	100-150 bps above Guaranteed Minimum	Greater than 150 bps above Guaranteed Minimum		
(in millions, except percentages)							
Fixed accounts of variable annuities	1 % – 1.99%	\$ 7	\$ 62	\$ 82	\$ 20	\$ —	\$ 171
	2 % – 2.99%	89	8	—	—	—	97
	3 % – 3.99%	1,686	—	—	1	—	1,687
	4 % – 5.00%	1,321	—	—	—	—	1,321
	Total	\$ 3,103	\$ 70	\$ 82	\$ 21	\$ —	\$ 3,276
Fixed accounts of structured variable annuities	1 % – 1.99%	\$ —	\$ 26	\$ 26	\$ 1	\$ —	\$ 53
	2 % – 2.99%	16	—	—	—	—	16
	3 % – 3.99%	1	—	—	—	—	1
	4 % – 5.00%	—	—	—	—	—	—
	Total	\$ 17	\$ 26	\$ 26	\$ 1	\$ —	\$ 70
Fixed annuities	1 % – 1.99%	\$ —	\$ 182	\$ 143	\$ 103	\$ 19	\$ 447
	2 % – 2.99%	13	16	2	—	—	31
	3 % – 3.99%	2,116	1	1	—	—	2,118
	4 % – 5.00%	2,312	—	—	—	—	2,312
	Total	\$ 4,441	\$ 199	\$ 146	\$ 103	\$ 19	\$ 4,908
Non-indexed accounts of fixed indexed annuities	1 % – 1.99%	\$ —	\$ 2	\$ 4	\$ 13	\$ —	\$ 19
	2 % – 2.99%	—	—	—	—	—	—
	3 % – 3.99%	—	—	—	—	—	—
	4 % – 5.00%	—	—	—	—	—	—
	Total	\$ —	\$ 2	\$ 4	\$ 13	\$ —	\$ 19
Universal life insurance	1 % – 1.99%	\$ —	\$ —	\$ —	\$ —	\$ —	\$ —
	2 % – 2.99%	47	6	19	2	1	75
	3 % – 3.99%	789	—	4	7	—	800
	4 % – 5.00%	442	5	—	—	—	447
	Total	\$ 1,278	\$ 11	\$ 23	\$ 9	\$ 1	\$ 1,322

Ameriprise Financial, Inc.
Notes to Consolidated Financial Statements (Continued)

Range of Guaranteed Minimum Crediting Rates	Account Values with Crediting Rates					Total	
	At Guaranteed Minimum	1-49 bps above Guaranteed Minimum	50-99 bps above Guaranteed Minimum	100-150 bps above Guaranteed Minimum	Greater than 150 bps above Guaranteed Minimum		
(in millions, except percentages)							
Fixed accounts of variable universal life insurance							
1 % – 1.99%	\$ —	\$ —	\$ 3	\$ 1	\$ 48	\$ 52	
2 % – 2.99%	1	16	2	1	14	34	
3 % – 3.99%	98	1	3	14	—	116	
4 % – 5.00%	524	25	—	—	—	549	
Total	\$ 623	\$ 42	\$ 8	\$ 16	\$ 62	\$ 751	
Non-indexed accounts of indexed universal life insurance							
1 % – 1.99%	\$ —	\$ —	\$ —	\$ —	\$ 2	\$ 2	
2 % – 2.99%	—	—	—	135	—	135	
3 % – 3.99%	—	—	—	—	—	—	
4 % – 5.00%	—	—	—	—	—	—	
Total	\$ —	\$ —	\$ —	\$ 135	\$ 2	\$ 137	
Other life insurance							
1 % – 1.99%	\$ —	\$ —	\$ —	\$ —	\$ —	\$ —	
2 % – 2.99%	—	—	—	—	—	—	
3 % – 3.99%	24	—	—	—	—	24	
4 % – 5.00%	249	—	—	—	—	249	
Total	\$ 273	\$ —	\$ —	\$ —	\$ —	\$ 273	
Total	1 % – 1.99%	\$ 7	\$ 272	\$ 258	\$ 138	\$ 69	\$ 744
	2 % – 2.99%	166	46	23	138	15	388
	3 % – 3.99%	4,714	2	8	22	—	4,746
	4 % – 5.00%	4,848	30	—	—	—	4,878
Total		\$ 9,735	\$ 350	\$ 289	\$ 298	\$ 84	\$ 10,756
Percentage of total account values that reset in:							
Next 12 months	100.0 %	100.0 %	99.9 %	100.0 %	99.8 %	100.0 %	
> 12 months to 24 months	—	—	—	—	—	—	
> 24 months	—	—	0.1	—	0.2	—	
Total	100.0 %	100.0 %	100.0 %	100.0 %	100.0 %	100.0 %	

Ameriprise Financial, Inc.
Notes to Consolidated Financial Statements (Continued)

December 31, 2024

Account Values with Crediting Rates

Range of Guaranteed Minimum Crediting Rates	Account Values with Crediting Rates					Total	
	At Guaranteed Minimum	1-49 bps above Guaranteed Minimum	50-99 bps above Guaranteed Minimum	100-150 bps above Guaranteed Minimum	Greater than 150 bps above Guaranteed Minimum		
(in millions, except percentages)							
Fixed accounts of variable annuities	1 % – 1.99%	\$ 24	\$ 95	\$ 65	\$ 17	\$ —	\$ 201
	2 % – 2.99%	112	—	—	—	—	112
	3 % – 3.99%	1,894	7	—	1	—	1,902
	4 % – 5.00%	1,412	—	—	—	—	1,412
	Total	\$ 3,442	\$ 102	\$ 65	\$ 18	\$ —	\$ 3,627
Fixed accounts of structured variable annuities	1 % – 1.99%	\$ 2	\$ 20	\$ 9	\$ —	\$ —	\$ 31
	2 % – 2.99%	13	—	—	—	—	13
	3 % – 3.99%	1	—	—	—	—	1
	4 % – 5.00%	—	—	—	—	—	—
	Total	\$ 16	\$ 20	\$ 9	\$ —	\$ —	\$ 45
Fixed annuities	1 % – 1.99%	\$ 85	\$ 237	\$ 152	\$ 89	\$ 14	\$ 577
	2 % – 2.99%	22	14	2	—	—	38
	3 % – 3.99%	2,410	—	—	—	—	2,410
	4 % – 5.00%	2,331	—	—	—	—	2,331
	Total	\$ 4,848	\$ 251	\$ 154	\$ 89	\$ 14	\$ 5,356
Non-indexed accounts of fixed indexed annuities	1 % – 1.99%	\$ —	\$ 2	\$ 5	\$ 14	\$ —	\$ 21
	2 % – 2.99%	—	—	—	—	—	—
	3 % – 3.99%	—	—	—	—	—	—
	4 % – 5.00%	—	—	—	—	—	—
	Total	\$ —	\$ 2	\$ 5	\$ 14	\$ —	\$ 21
Universal life insurance	1 % – 1.99%	\$ —	\$ —	\$ —	\$ —	\$ —	\$ —
	2 % – 2.99%	50	4	15	—	—	69
	3 % – 3.99%	821	—	4	6	—	831
	4 % – 5.00%	473	4	—	—	—	477
	Total	\$ 1,344	\$ 8	\$ 19	\$ 6	\$ —	\$ 1,377
Fixed accounts of variable universal life insurance	1 % – 1.99%	\$ —	\$ —	\$ 4	\$ 1	\$ 41	\$ 46
	2 % – 2.99%	7	14	—	1	12	34
	3 % – 3.99%	108	1	2	12	—	123
	4 % – 5.00%	564	21	—	—	—	585
	Total	\$ 679	\$ 36	\$ 6	\$ 14	\$ 53	\$ 788

Ameriprise Financial, Inc.
Notes to Consolidated Financial Statements (Continued)

Account Values with Crediting Rates

Range of Guaranteed Minimum Crediting Rates	At Guaranteed Minimum	1-49 bps above Guaranteed Minimum	50-99 bps above Guaranteed Minimum	100-150 bps above Guaranteed Minimum	Greater than 150 bps above Guaranteed Minimum	Total
(in millions, except percentages)						
Non-indexed accounts of indexed universal life insurance						
1 % – 1.99%	\$ —	\$ —	\$ 4	\$ 2	\$ —	\$ 6
2 % – 2.99%	—	125	—	—	—	125
3 % – 3.99%	—	—	—	—	—	—
4 % – 5.00%	—	—	—	—	—	—
Total	<u>\$ —</u>	<u>\$ 125</u>	<u>\$ 4</u>	<u>\$ 2</u>	<u>\$ —</u>	<u>\$ 131</u>
Other life insurance						
1 % – 1.99%	\$ —	\$ —	\$ —	\$ —	\$ —	\$ —
2 % – 2.99%	—	—	—	—	—	—
3 % – 3.99%	28	—	—	—	—	28
4 % – 5.00%	268	—	—	—	—	268
Total	<u>\$ 296</u>	<u>\$ —</u>	<u>\$ —</u>	<u>\$ —</u>	<u>\$ —</u>	<u>\$ 296</u>
Total						
1 % – 1.99%	\$ 111	\$ 354	\$ 239	\$ 123	\$ 55	\$ 882
2 % – 2.99%	204	157	17	1	12	391
3 % – 3.99%	5,262	8	6	19	—	5,295
4 % – 5.00%	5,048	25	—	—	—	5,073
Total	<u><u>\$ 10,625</u></u>	<u><u>\$ 544</u></u>	<u><u>\$ 262</u></u>	<u><u>\$ 143</u></u>	<u><u>\$ 67</u></u>	<u><u>\$ 11,641</u></u>
Percentage of total account values that reset in:						
Next 12 months	100.0 %	100.0 %	99.9 %	100.0 %	99.8 %	100.0 %
> 12 months to 24 months	—	—	—	—	—	—
> 24 months	—	—	0.1	—	0.2	—
Total	<u><u>100.0 %</u></u>	<u><u>100.0 %</u></u>	<u><u>100.0 %</u></u>	<u><u>100.0 %</u></u>	<u><u>100.0 %</u></u>	<u><u>100.0 %</u></u>

Ameriprise Financial, Inc.
Notes to Consolidated Financial Statements (Continued)

The following tables summarize the balances of and changes in the liability for future policy benefits:

	Life Contingent Payout Annuities	Term and Whole Life Insurance	Disability Income Insurance	Long Term Care Insurance	Total, All Products
(in millions, except percentages)					
Present Value of Expected Net Premiums:					
Balance at January 1, 2025	\$ —	\$ 737	\$ 53	\$ 1,057	\$ 1,847
Beginning balance at original discount rate	—	774	59	1,072	1,905
Effect of changes in cash flow assumptions	—	58	(19)	(8)	31
Effect of actual variances from expected experience	—	(17)	(12)	1	(28)
Adjusted beginning of year balance	\$ —	\$ 815	\$ 28	\$ 1,065	\$ 1,908
Issuances	141	60	9	—	210
Interest accrual	1	39	2	50	92
Net premiums collected	(142)	(78)	(2)	(138)	(360)
Derecognition (lapses)	—	—	—	—	—
Ending balance at original discount rate	\$ —	\$ 836	\$ 37	\$ 977	\$ 1,850
Effect of changes in discount rate assumptions	—	(23)	(4)	11	(16)
Balance at December 31, 2025	\$ —	\$ 813	\$ 33	\$ 988	\$ 1,834
Present Value of Future Policy Benefits:					
Balance at January 1, 2025	\$ 1,204	\$ 1,322	\$ 545	\$ 6,187	\$ 9,258
Beginning balance at original discount rate	1,289	1,353	535	6,408	9,585
Effect of changes in cash flow assumptions	(2)	27	(30)	25	20
Effect of actual variances from expected experience	(5)	(20)	(25)	13	(37)
Adjusted beginning of year balance	\$ 1,282	\$ 1,360	\$ 480	\$ 6,446	\$ 9,568
Issuances	141	60	9	—	210
Interest accrual	57	74	30	316	477
Benefit payments	(162)	(114)	(41)	(440)	(757)
Derecognition (lapses)	—	—	—	—	—
Ending balance at original discount rate	\$ 1,318	\$ 1,380	\$ 478	\$ 6,322	\$ 9,498
Effect of changes in discount rate assumptions	(45)	(2)	21	(45)	(71)
Balance at December 31, 2025	\$ 1,273	\$ 1,378	\$ 499	\$ 6,277	\$ 9,427
Adjustment due to reserve flooring	\$ —	\$ 8	\$ —	\$ —	\$ 8
Net liability for future policy benefits	\$ 1,273	\$ 573	\$ 466	\$ 5,289	\$ 7,601
Less: reinsurance recoverable	703	408	20	2,657	3,788
Net liability for future policy benefits, after reinsurance recoverable	\$ 570	\$ 165	\$ 446	\$ 2,632	\$ 3,813
Discounted expected future gross premiums	\$ —	\$ 1,971	\$ 809	\$ 1,173	\$ 3,953
Expected future gross premiums	\$ —	\$ 3,334	\$ 1,126	\$ 1,554	\$ 6,014
Expected future benefit payments	\$ 1,906	\$ 2,328	\$ 789	\$ 10,218	\$ 15,241
Weighted average interest accretion rate	4.4 %	6.2 %	6.3 %	5.0 %	
Weighted average discount rate	5.0 %	5.3 %	5.2 %	5.3 %	
Weighted average duration of liability (in years)	6	7	6	8	

Ameriprise Financial, Inc.
Notes to Consolidated Financial Statements (Continued)

	Life Contingent Payout Annuities	Term and Whole Life Insurance	Disability Income Insurance	Long Term Care Insurance	Total, All Products
(in millions, except percentages)					
Present Value of Expected Net Premiums:					
Balance at January 1, 2024	\$ —	\$ 703	\$ 104	\$ 1,146	\$ 1,953
Beginning balance at original discount rate	—	708	105	1,137	1,950
Effect of changes in cash flow assumptions	—	57	(39)	55	73
Effect of actual variances from expected experience	—	(16)	(13)	(26)	(55)
Adjusted beginning of year balance	\$ —	\$ 749	\$ 53	\$ 1,166	\$ 1,968
Issuances	201	63	9	—	273
Interest accrual	1	38	3	55	97
Net premiums collected	(202)	(76)	(6)	(149)	(433)
Derecognition (lapses)	—	—	—	—	—
Ending balance at original discount rate	\$ —	\$ 774	\$ 59	\$ 1,072	\$ 1,905
Effect of changes in discount rate assumptions	—	(37)	(6)	(15)	(58)
Balance at December 31, 2024	\$ —	\$ 737	\$ 53	\$ 1,057	\$ 1,847
Present Value of Future Policy Benefits:					
Balance at January 1, 2024	\$ 1,164	\$ 1,325	\$ 661	\$ 6,561	\$ 9,711
Beginning balance at original discount rate	1,222	1,291	621	6,507	9,641
Effect of changes in cash flow assumptions	(24)	67	(61)	58	40
Effect of actual variances from expected experience	(8)	(16)	(25)	(48)	(97)
Adjusted beginning of year balance	\$ 1,190	\$ 1,342	\$ 535	\$ 6,517	\$ 9,584
Issuances	201	63	9	—	273
Interest accrual	56	73	34	323	486
Benefit payments	(158)	(125)	(43)	(432)	(758)
Derecognition (lapses)	—	—	—	—	—
Ending balance at original discount rate	\$ 1,289	\$ 1,353	\$ 535	\$ 6,408	\$ 9,585
Effect of changes in discount rate assumptions	(85)	(31)	10	(221)	(327)
Balance at December 31, 2024	\$ 1,204	\$ 1,322	\$ 545	\$ 6,187	\$ 9,258
Adjustment due to reserve flooring	\$ —	\$ 7	\$ —	\$ —	\$ 7
Net liability for future policy benefits	\$ 1,204	\$ 592	\$ 492	\$ 5,130	\$ 7,418
Less: reinsurance recoverable	759	424	20	2,591	3,794
Net liability for future policy benefits, after reinsurance recoverable	\$ 445	\$ 168	\$ 472	\$ 2,539	\$ 3,624
Discounted expected future gross premiums	\$ —	\$ 1,672	\$ 836	\$ 1,247	\$ 3,755
Expected future gross premiums	\$ —	\$ 2,921	\$ 1,196	\$ 1,713	\$ 5,830
Expected future benefit payments	\$ 1,846	\$ 2,286	\$ 899	\$ 10,522	\$ 15,553
Weighted average interest accretion rate	4.5 %	6.0 %	6.3 %	5.0 %	
Weighted average discount rate	5.4 %	5.6 %	5.6 %	5.7 %	
Weighted average duration of liability (in years)	6	7	7	8	

Ameriprise Financial, Inc.
Notes to Consolidated Financial Statements (Continued)

Impacts of the annual review of policy benefit reserves assumptions are reflected within the effect of changes in cash flow assumptions in the disaggregated rollforwards above. The annual review of policy benefit reserves assumptions in the third quarter of 2025 resulted in a net increase in future policy benefit reserves, primarily due to net unfavorable changes in LTC morbidity and mortality assumptions partially offset by favorable changes to disability income insurance claim incidence rates. The annual review of policy benefit reserves assumptions in the third quarter of 2024 resulted in a net decrease in future policy benefit reserves, primarily due to decreased disability income insurance claim incidence rates.

The balances of and changes in additional liabilities related to insurance guarantees were as follows:

	<u>Universal Life Insurance</u>	<u>Variable Universal Life Insurance</u>	<u>Other Life Insurance</u>	<u>Total, All Products</u>
	(in millions, except percentages)			
Balance at January 1, 2025	\$ 1,301	\$ 80	\$ 8	\$ 1,389
Interest accrual	40	5	1	46
Benefit accrual	132	10	2	144
Benefit payments	(84)	(14)	(4)	(102)
Effect of actual variances from expected experience	11	(1)	2	12
Impact of change in net unrealized (gains) losses on securities	9	—	2	11
Balance at December 31, 2025	<u>\$ 1,409</u>	<u>\$ 80</u>	<u>\$ 11</u>	<u>\$ 1,500</u>
Weighted average interest accretion rate	2.9 %	6.8 %	3.8 %	
Weighted average discount rate	3.1 %	7.1 %	3.9 %	
Weighted average duration of reserves (in years)	9	8	7	
	<u>Universal Life Insurance</u>	<u>Variable Universal Life Insurance</u>	<u>Other Life Insurance</u>	<u>Total, All Products</u>
	(in millions, except percentages)			
Balance at January 1, 2024	\$ 1,225	\$ 81	\$ 15	\$ 1,321
Interest accrual	37	6	1	44
Benefit accrual	133	8	3	144
Benefit payments	(69)	(13)	(5)	(87)
Effect of actual variances from expected experience	(2)	(1)	(1)	(4)
Impact of change in net unrealized (gains) losses on securities	(23)	(1)	(5)	(29)
Balance at December 31, 2024	<u>\$ 1,301</u>	<u>\$ 80</u>	<u>\$ 8</u>	<u>\$ 1,389</u>
Weighted average interest accretion rate	3.0 %	7.0 %	3.9 %	
Weighted average discount rate	3.2 %	7.1 %	4.0 %	
Weighted average duration of reserves (in years)	10	8	6	

Ameriprise Financial, Inc.
Notes to Consolidated Financial Statements (Continued)

The amount of revenue and interest recognized in the Statements of Operations was as follows:

	Years Ended December 31,			
	2025		2024	
	Gross Premiums	Interest Expense	Gross Premiums	Interest Expense
	(in millions)			
Life contingent payout annuities	\$ 157	\$ 56	\$ 226	\$ 55
Term and whole life insurance	174	35	172	35
Disability income insurance	114	28	119	31
Long term care insurance	171	266	179	268
Total	\$ 616	\$ 385	\$ 696	\$ 389

The following tables summarize the balances of and changes in unearned revenue:

	Universal Life Insurance	Variable Universal Life Insurance	Indexed Universal Life Insurance	Total, All Products
	(in millions)			
Balance at January 1, 2025	\$ 26	\$ 249	\$ 295	\$ 570
Deferral of revenue	1	79	47	127
Amortization	(1)	(21)	(24)	(46)
Balance at December 31, 2025	\$ 26	\$ 307	\$ 318	\$ 651
Balance at January 1, 2024	\$ 27	\$ 196	\$ 266	\$ 489
Deferral of revenue	—	70	51	121
Amortization	(1)	(17)	(22)	(40)
Balance at December 31, 2024	\$ 26	\$ 249	\$ 295	\$ 570

12. Separate Account Assets and Liabilities

Aggregate fair value of separate account assets, by major asset category, consisted of the following:

	December 31,	
	2025	2024
	(in millions)	
Variable annuities and variable universal life:		
Mutual funds	\$ 77,645	\$ 75,576
Unitized pooled pension funds:		
Property/real estate	1,755	1,682
Equity securities	454	514
Debt securities	116	175
Cash and cash equivalents	56	120
Other	18	47
Total	\$ 80,044	\$ 78,114

No gains or losses were recognized on assets transferred to separate accounts for the years ended December 31, 2025, 2024 and 2023.

Ameriprise Financial, Inc.
Notes to Consolidated Financial Statements (Continued)

The balances of and changes in separate account liabilities were as follows:

	Variable Annuities	Variable Universal Life	Unitized Pooled Pension Funds	Total
	(in millions)			
Balance at January 1, 2025	\$ 65,737	\$ 9,839	\$ 2,538	\$ 78,114
Premiums and deposits	996	526	83	1,605
Policy charges	(1,318)	(321)	(5)	(1,644)
Surrenders and other benefits	(7,347)	(413)	(583)	(8,343)
Investment return	8,373	1,495	179	10,047
Net transfer from (to) general account	30	48	—	78
Other charges	—	—	187	187
Balance at December 31, 2025	<u>\$ 66,471</u>	<u>\$ 11,174</u>	<u>\$ 2,399</u>	<u>\$ 80,044</u>
Cash surrender value	\$ 65,338	\$ 10,463	\$ 2,399	\$ 78,200
	Variable Annuities	Variable Universal Life	Unitized Pooled Pension Funds	Total
	(in millions)			
Balance at January 1, 2024	\$ 65,839	\$ 8,795	\$ 2,823	\$ 77,457
Premiums and deposits	933	500	153	1,586
Policy charges	(1,365)	(307)	(5)	(1,677)
Surrenders and other benefits	(6,990)	(412)	(594)	(7,996)
Investment return	7,293	1,199	202	8,694
Net transfer from (to) general account	27	64	—	91
Other charges	—	—	(41)	(41)
Balance at December 31, 2024	<u>\$ 65,737</u>	<u>\$ 9,839</u>	<u>\$ 2,538</u>	<u>\$ 78,114</u>
Cash surrender value	\$ 64,411	\$ 9,220	\$ 2,538	\$ 76,169

13. Market Risk Benefits

Market risk benefits are contracts or contract features that both provide protection to the contractholder from other-than-nominal capital market risk and expose the Company to other-than-nominal capital market risk. Most of the variable annuity contracts issued by the Company contain a GMDB provision. The Company previously offered contracts containing GMWB, GMAB, or GMIB provisions.

The GMDB provisions provide a specified minimum return upon death of the contractholder. The death benefit payable is the greater of (i) the contract value less any purchase payment credits subject to recapture less a pro-rata portion of any rider fees, or (ii) the GMDB provisions specified in the contract.

The Company has the following primary GMDB provisions:

- Return of premium – provides purchase payments minus adjusted partial surrenders.
- Reset – provides that the value resets to the account value at specified contract anniversary intervals minus adjusted partial surrenders. This provision was often provided in combination with the return of premium provision and is no longer offered.
- Ratchet – provides that the value ratchets up to the maximum account value at specified anniversary intervals, plus subsequent purchase payments less adjusted partial surrenders.

The variable annuity contracts with GMWB riders typically have account values that are based on an underlying portfolio of mutual funds, the values of which fluctuate based on fund performance. At contract issue, the guaranteed amount is equal to the amount deposited but the guarantee may be increased annually to the account value (a “step-up”) in the case of favorable market performance or by a benefit credit if the contract includes this provision.

Ameriprise Financial, Inc.

Notes to Consolidated Financial Statements (Continued)

The Company has GMWB riders in force, which contain one or more of the following provisions:

- Withdrawals at a specified rate per year until the amount withdrawn is equal to the guaranteed amount.
- Withdrawals at a specified rate per year for the life of the contractholder (“GMWB for life”).
- Withdrawals at a specified rate per year for joint contractholders while either is alive.
- Withdrawals based on performance of the contract.
- Withdrawals based on the age withdrawals begin.
- Credits are applied annually for a specified number of years to increase the guaranteed amount as long as withdrawals have not been taken.

Variable annuity contractholders age 79 or younger at contract issue could obtain a principal-back guarantee by purchasing the optional GMAB rider for an additional charge. The GMAB rider guarantees that, regardless of market performance at the end of the 10-year waiting period, the contract value will be no less than the original investment or a specified percentage of the highest anniversary value, adjusted for withdrawals. If the contract value is less than the guarantee at the end of the 10-year period, a lump sum will be added to the contract value to make the contract value equal to the guarantee value.

Individual variable annuity contracts may have both a death benefit and a living benefit. Net amount at risk is quantified for each benefit and a composite net amount at risk is calculated using the greater of the death benefit or living benefit for each individual contract. The net amount at risk for GMDB and GMAB is defined as the current guaranteed benefit amount in excess of the current contract value. The net amount at risk for GMIB is defined as the greater of the present value of the minimum guaranteed annuity payments less the current contract value or zero. The net amount at risk for GMWB is defined as the greater of the present value of the minimum guaranteed withdrawal payments less the current contract value or zero.

Ameriprise Financial, Inc.
Notes to Consolidated Financial Statements (Continued)

The following table summarizes the balances of and changes in market risk benefits:

	Years Ended December 31,		
	2025	2024	2023
	(in millions, except age)		
Balance at beginning of period	\$ (919)	\$ 335	\$ 1,103
Issuances	23	24	17
Interest accrual and time decay	(116)	(66)	(53)
Reserve increase from attributed fees collected	761	790	788
Reserve release for benefit payments and derecognition	(9)	(11)	(35)
Effect of changes in interest rates and bond markets	(51)	(1,078)	(367)
Effect of changes in equity markets and subaccount performance	(1,006)	(1,228)	(1,267)
Effect of changes in equity index volatility	90	59	(67)
Actual policyholder behavior different from expected behavior	68	71	5
Effect of changes in future expected assumptions	93	106	128
Effect of changes in the instrument-specific credit risk on market risk benefits	(26)	79	83
Balance at end of period	<u>\$ (1,092)</u>	<u>\$ (919)</u>	<u>\$ 335</u>
Reconciliation of the gross balances in an asset or liability position:			
Asset position	\$ 2,274	\$ 2,182	\$ 1,427
Liability position	(1,182)	(1,263)	(1,762)
Net asset (liability) position	<u>\$ 1,092</u>	<u>\$ 919</u>	<u>\$ (335)</u>
Guaranteed benefit amount in excess of current account balances (net amount at risk):			
Death benefits	\$ 291	\$ 462	\$ 913
Living benefits	\$ 1,811	\$ 2,429	\$ 2,513
Composite (greater of)	\$ 2,084	\$ 2,829	\$ 3,308
Weighted average attained age of contractholders			
	70	69	69
Changes in unrealized (gains) losses in net income relating to liabilities held at end of period			
	\$ (966)	\$ (2,111)	\$ (1,551)
Changes in unrealized (gains) losses in other comprehensive income (loss) relating to liabilities held at end of period			
	\$ (20)	\$ 85	\$ 84

The following tables provide a summary of the significant inputs and assumptions used in the fair value measurements developed by the Company or reasonably available to the Company of market risk benefits:

December 31, 2025						
	Fair Value	Valuation Technique	Significant Inputs and Assumptions	Range	Weighted Average	
	(in millions)					
Market risk benefits	\$ (1,092)	Discounted cash flow	Utilization of guaranteed withdrawals ⁽¹⁾	0.0% – 52.8%	12.2%	
			Surrender rate ⁽²⁾	0.4% – 75.0%	3.6%	
			Market volatility ⁽³⁾	0.0% – 24.9%	11.2%	
			Nonperformance risk ⁽⁴⁾	65 bps	65 bps	
			Mortality rate ⁽⁵⁾	0.0% – 41.6%	1.8%	

Ameriprise Financial, Inc.
Notes to Consolidated Financial Statements (Continued)

December 31, 2024

	Fair Value	Valuation Technique	Significant Inputs and Assumptions	Range	Weighted Average
	(in millions)				
Market risk benefits	\$ (919)	Discounted cash flow	Utilization of guaranteed withdrawals ⁽¹⁾	0.0% – 52.8%	11.9%
			Surrender rate ⁽²⁾	0.4% – 75.0%	3.3%
			Market volatility ⁽³⁾	0.0% – 24.6%	10.3%
			Nonperformance risk ⁽⁴⁾	65 bps	65 bps
			Mortality rate ⁽⁵⁾	0.0% – 41.6%	1.7%

⁽¹⁾ The utilization of guaranteed withdrawals represents the percentage of contractholders that will begin withdrawing in any given year. The weighted average utilization rate represents the average assumption, weighted based on the benefit base. The calculation excludes policies that have already started taking withdrawals.

⁽²⁾ The weighted average surrender rate represents the average assumption weighted based on the account value of each contract.

⁽³⁾ Market volatility represents the implied volatility of each contractholder's mix of funds. The weighted average market volatility represents the average volatility across all contracts, weighted by the size of the guaranteed benefit.

⁽⁴⁾ The nonperformance risk is the spread added to the U.S. Treasury curve.

⁽⁵⁾ The weighted average mortality rate represents the average assumption weighted based on the account value of each contract.

Changes to Significant Inputs and Assumptions:

During the years ended December 31, 2025 and 2024, the Company updated inputs and assumptions based on management's review of experience studies. These updates resulted in the following notable changes in the fair value estimates of market risk benefits calculations:

Year ended December 31, 2025

- Updates to surrender assumptions resulted in a decrease to pretax income of \$70 million.
- Updates to utilization of guaranteed withdrawal assumptions resulted in a decrease to pretax income of \$14 million.

Year ended December 31, 2024

- Updates to surrender assumptions resulted in a decrease to pretax income of \$83 million.
- Updates to utilization of guaranteed withdrawal assumptions resulted in a decrease to pretax income of \$15 million.

Refer to the rollforward of market risk benefits for the impacts of changes to interest rate, equity market, volatility and nonperformance risk assumptions.

Uncertainty of Fair Value Measurements

Significant increases (decreases) in utilization and volatility used in the fair value measurement of market risk benefits in isolation would have resulted in a significantly higher (lower) liability value.

Significant increases (decreases) in nonperformance risk and surrender assumptions used in the fair value measurement of market risk benefits in isolation would have resulted in a significantly lower (higher) liability value.

Significant increases (decreases) in mortality assumptions used in the fair value measurement of the death benefit portion of market risk benefits in isolation would have resulted in a significantly higher (lower) liability value whereas significant increases (decreases) in mortality rates used in the fair value measurement of the life contingent portion of market risk benefits in isolation would have resulted in a significantly lower (higher) liability value.

Surrender assumptions, utilization assumptions and mortality assumptions vary with the type of base product, type of rider, duration of the policy, age of the contractholder, calendar year of the projection, previous withdrawal history, and the relationship between the value of the guaranteed benefit and the contract accumulation value.

Determination of Fair Value

The Company values market risk benefits using internal valuation models. These models include observable capital market assumptions and significant unobservable inputs related to implied volatility, contractholder behavior assumptions that include margins for risk, and the Company's nonperformance risk. These measurements are classified as Level 3.

Ameriprise Financial, Inc.
Notes to Consolidated Financial Statements (Continued)

14. Customer Deposits

Customer deposits consisted of the following:

	December 31,	
	2025	2024
(in millions)		
Fixed rate certificates	\$ 8,064	\$ 11,083
Other	75	104
Total investment certificate reserves	8,139	11,187
Interest bearing checking	696	1,438
Money market	22,112	20,232
Savings	840	637
Brokerage deposits	1,948	2,332
Time certificates of deposit	15	—
Total banking and brokerage deposits	25,611	24,639
Total	\$ 33,750	\$ 35,826

Investment Certificates

The Company offers fixed rate investment certificates primarily in amounts ranging from \$1 thousand to \$2 million with interest crediting rate terms ranging from 3 months to 36 months. Investment certificates may be purchased either with a lump sum payment or installment payments. Certificate owners are entitled to receive a fixed sum at either maturity or upon demand depending on the type of certificate. Payments from certificate owners are credited to investment certificate reserves, which generally accumulate interest at specified percentage rates. Certain investment certificates allow for a surrender charge on premature surrenders. Reserves for certificates that do not allow for a surrender charge were \$1.1 billion and \$1.2 billion as of December 31, 2025 and 2024, respectively. The Company generally invests the proceeds from investment certificates in fixed and variable rate securities. The interest paid to certificate owners is included in Banking and deposit interest expense.

Banking and Brokerage Deposits

Banking and brokerage deposits are amounts payable to customers related to funds deposited by customers in checking and savings, certificates of deposit, brokerage sweep balances, free credit balances, and funds accruing to customers as a result of trades or contracts. Money market deposits represent brokerage sweep for client balances held at Ameriprise Bank. Brokerage deposits primarily represent our client's free credit balances. The Company pays interest on certain customer deposit balances and the interest is included in Banking and deposit interest expense.

15. Debt

The balances and stated interest rates of outstanding debt of Ameriprise Financial were as follows:

	Outstanding Balance		Stated Interest Rate	
	December 31,		December 31,	
	2025	2024	2025	2024
(in millions)				
Long-term debt:				
Senior notes due 2025	\$ —	\$ 500	— %	3.0 %
Senior notes due 2026	500	500	2.9	2.9
Senior notes due 2028	600	600	5.7	5.7
Senior notes due 2032	500	500	4.5	4.5
Senior notes due 2033	750	750	5.2	5.2
Senior notes due 2035	750	—	5.2	—
Finance lease liabilities	—	9	N/A	N/A
Other ⁽¹⁾	(23)	(17)	N/A	N/A
Total long-term debt	3,077	2,842		
Short-term borrowings:				
Federal Home Loan Bank ("FHLB") advances	200	201	4.0 %	4.6 %
Total	\$ 3,277	\$ 3,043		

⁽¹⁾ Includes adjustments for net unamortized discounts, debt issuance costs and other lease obligations.

N/A Not Applicable

Ameriprise Financial, Inc.
Notes to Consolidated Financial Statements (Continued)

Long-Term Debt

The Company's senior notes may be redeemed, in whole or in part, at any time prior to maturity at a price equal to the greater of the principal amount and the present value of remaining scheduled payments, discounted to the redemption date, plus accrued interest.

On February 28, 2025, the Company issued \$750 million of 5.20% unsecured senior notes due on April 15, 2035 and incurred debt issuance costs of \$7 million. Interest payments are due semi-annually in arrears on April 15 and October 15.

On April 2, 2025, the Company repaid \$500 million principal amount of its 3.0% senior notes at maturity.

Short-Term Borrowings

The Company's life insurance and bank subsidiaries are members of the FHLB of Des Moines which provides access to collateralized borrowings. The Company's life insurance subsidiary has accessed collateralized borrowings from the FHLB and has pledged (granted a lien on) certain investments as collateral, primarily commercial mortgage backed securities and residential mortgage backed securities, with an aggregate fair value of \$1.1 billion and \$964 million as of December 31, 2025 and 2024, respectively. The remaining maturity of outstanding FHLB advances was less than three months as of both December 31, 2025 and 2024. The stated interest rate of the FHLB advances is a weighted average annualized interest rate on the outstanding borrowings as of the balance sheet date.

The Company's bank subsidiary had no outstanding obligations to the FHLB as of both December 31, 2025 and 2024. The Company's bank subsidiary maintains access to collateralized borrowings from the Federal Reserve. As of both December 31, 2025 and 2024, there were no outstanding obligations to the Federal Reserve.

On November 25, 2024, the Company entered into agreement to amend and restate its credit agreement that provides for an unsecured committed revolving credit facility of up to \$1.0 billion that expires in November 2029. Under the terms of the credit agreement for the facility, the Company may increase the amount of this facility up to \$1.25 billion upon satisfaction of certain approval requirements. As of both December 31, 2025 and 2024, the Company had no borrowings outstanding and \$1 million of letters of credit issued against the facility. The Company's credit facility contains various administrative, reporting, legal and financial covenants. The Company was in compliance with all such covenants as of both December 31, 2025 and 2024.

American Enterprise Investment Services, Inc. ("AEIS"), a subsidiary of the Company, has credit agreements for uncommitted lines of credit with third party financial institutions, having a combined credit limit of \$500 million. As of both December 31, 2025 and 2024, AEIS had no borrowings outstanding.

16. Fair Values of Assets and Liabilities

GAAP defines fair value as the price that would be received to sell an asset or paid to transfer a liability in an orderly transaction between market participants at the measurement date; that is, an exit price. The exit price assumes the asset or liability is not exchanged subject to a forced liquidation or distressed sale.

Valuation Hierarchy

The Company categorizes its fair value measurements according to a three-level hierarchy. The hierarchy prioritizes the inputs used by the Company's valuation techniques. A level is assigned to each fair value measurement based on the lowest level input that is significant to the fair value measurement in its entirety.

The three levels of the fair value hierarchy are defined as follows:

- Level 1 Unadjusted quoted prices for identical assets or liabilities in active markets that are accessible at the measurement date.
- Level 2 Prices or valuations based on observable inputs other than quoted prices in active markets for identical assets and liabilities.
- Level 3 Prices or valuations that require inputs that are both significant to the fair value measurement and unobservable.

Ameriprise Financial, Inc.
Notes to Consolidated Financial Statements (Continued)

The following tables present the balances of assets and liabilities of Ameriprise Financial measured at fair value on a recurring basis (See Note 5 for the balances of assets and liabilities for consolidated investment entities):

	December 31, 2025			
	Level 1	Level 2	Level 3	Total
	(in millions)			
Assets				
Cash equivalents	\$ 2,657	\$ 3,864	\$ —	\$ 6,521
Available-for-Sale securities:				
Corporate debt securities	—	15,131	711	15,842
Residential mortgage backed securities	—	28,149	24	28,173
Commercial mortgage backed securities	—	3,687	—	3,687
Asset backed securities	—	3,752	1	3,753
State and municipal obligations	—	677	—	677
U.S. government and agency obligations	1,359	99	—	1,458
Foreign government bonds and obligations	—	1	—	1
Total Available-for-Sale securities	1,359	51,496	736	53,591
Investments at net asset value (“NAV”)				13 ⁽¹⁾
Trading and other securities	372	21	—	393
Separate account assets at NAV				80,044 ⁽¹⁾
Investments and cash equivalents segregated for regulatory purposes	439	—	—	439
Market risk benefits	—	—	2,274	2,274 ⁽²⁾
Receivables:				
Fixed deferred indexed annuity ceded embedded derivatives	—	—	59	59
Other assets:				
Interest rate derivative contracts	1	142	—	143
Equity derivative contracts	218	12,722	—	12,940
Credit derivative contracts	—	15	—	15
Foreign exchange derivative contracts	—	24	—	24
Total other assets	219	12,903	—	13,122
Total assets at fair value	<u>\$ 5,046</u>	<u>\$ 68,284</u>	<u>\$ 3,069</u>	<u>\$ 156,456</u>
Liabilities				
Policyholder account balances, future policy benefits and claims:				
Fixed deferred indexed annuity embedded derivatives	\$ —	\$ —	\$ 58	\$ 58
IUL embedded derivatives	—	—	1,042	1,042
Structured variable annuity embedded derivatives	—	—	3,879	3,879
Total policyholder account balances, future policy benefits and claims	—	—	4,979	4,979 ⁽³⁾
Market risk benefits	—	—	1,182	1,182 ⁽²⁾
Customer deposits	—	4	—	4
Other liabilities:				
Interest rate derivative contracts	1	218	—	219
Equity derivative contracts	346	7,651	—	7,997
Foreign exchange derivative contracts	—	1	—	1
Other	376	5	71	452
Total other liabilities	723	7,875	71	8,669
Total liabilities at fair value	<u>\$ 723</u>	<u>\$ 7,879</u>	<u>\$ 6,232</u>	<u>\$ 14,834</u>

Ameriprise Financial, Inc.
Notes to Consolidated Financial Statements (Continued)

	December 31, 2024			
	Level 1	Level 2	Level 3	Total
	(in millions)			
Assets				
Cash equivalents	\$ 2,526	\$ 2,504	\$ —	\$ 5,030
Available-for-Sale securities:				
Corporate debt securities	—	13,416	583	13,999
Residential mortgage backed securities	—	23,306	38	23,344
Commercial mortgage backed securities	—	5,126	—	5,126
Asset backed securities	—	6,316	126	6,442
State and municipal obligations	—	638	—	638
U.S. government and agency obligations	2,591	—	—	2,591
Foreign government bonds and obligations	—	13	—	13
Total Available-for-Sale securities	2,591	48,815	747	52,153
Investments at NAV				12 ⁽¹⁾
Trading and other securities	321	25	—	346
Separate account assets at NAV				78,114 ⁽¹⁾
Investments and cash equivalents segregated for regulatory purposes	557	—	—	557
Market risk benefits	—	—	2,182	2,182 ⁽²⁾
Receivables:				
Fixed deferred indexed annuity ceded embedded derivatives	—	—	55	55
Other assets:				
Interest rate derivative contracts	—	180	—	180
Equity derivative contracts	114	8,843	—	8,957
Credit derivative contracts	—	59	—	59
Foreign exchange derivative contracts	2	41	—	43
Total other assets	116	9,123	—	9,239
Total assets at fair value	<u>\$ 6,111</u>	<u>\$ 60,467</u>	<u>\$ 2,984</u>	<u>\$ 147,688</u>
Liabilities				
Policyholder account balances, future policy benefits and claims:				
Fixed deferred indexed annuity embedded derivatives	\$ —	\$ —	\$ 53	\$ 53
IUL embedded derivatives	—	—	1,002	1,002
Structured variable annuity embedded derivatives	—	—	2,461	2,461
Total policyholder account balances, future policy benefits and claims	—	—	3,516	3,516 ⁽³⁾
Market risk benefits	—	—	1,263	1,263 ⁽²⁾
Customer deposits	—	7	—	7
Other liabilities:				
Interest rate derivative contracts	1	323	—	324
Equity derivative contracts	173	5,189	—	5,362
Credit derivative contracts	—	4	—	4
Foreign exchange derivative contracts	—	13	—	13
Other	314	8	68	390
Total other liabilities	488	5,537	68	6,093
Total liabilities at fair value	<u>\$ 488</u>	<u>\$ 5,544</u>	<u>\$ 4,847</u>	<u>\$ 10,879</u>

⁽¹⁾ Amounts are comprised of financial instruments that are measured at fair value using the NAV per share (or its equivalent) as a practical expedient and have not been classified in the fair value hierarchy.

⁽²⁾ See Note 13 for additional information related to market risk benefits, including the balances of and changes in market risk benefits as well as the significant inputs and assumptions used in the fair value measurements of market risk benefits.

⁽³⁾ The Company's adjustment for nonperformance risk resulted in a \$258 million and \$211 million cumulative decrease to the embedded derivatives as of December 31, 2025 and 2024, respectively.

Ameriprise Financial, Inc.
Notes to Consolidated Financial Statements (Continued)

The following tables provide a summary of changes in Level 3 assets and liabilities of Ameriprise Financial measured at fair value on a recurring basis:

	Available-for-Sale Securities				Receivables
	Corporate Debt Securities	Residential Mortgage Backed Securities	Asset Backed Securities	Total	Fixed Deferred Indexed Annuity Ceded Embedded Derivatives
					(in millions)
Balance at January 1, 2025	\$ 583	\$ 38	\$ 126	\$ 747	\$ 55
Total gains (losses) included in:					
Net income	2	—	—	2 ⁽¹⁾	9
Other comprehensive income (loss)	18	—	—	18	—
Purchases	169	49	—	218	—
Settlements	(61)	(2)	(58)	(121)	(5)
Transfers out of Level 3	—	(61)	(67)	(128)	—
Balance at December 31, 2025	<u>\$ 711</u>	<u>\$ 24</u>	<u>\$ 1</u>	<u>\$ 736</u>	<u>\$ 59</u>
Changes in unrealized gains (losses) in net income relating to assets held at December 31, 2025					
	\$ 2	\$ —	\$ —	\$ 2 ⁽¹⁾	\$ —
Changes in unrealized gains (losses) in other comprehensive income (loss) relating to assets held at December 31, 2025					
	\$ 18	\$ —	\$ —	\$ 18	\$ —

	Policyholder Account Balances, Future Policy Benefits and Claims				
	Fixed Deferred Indexed Annuity Embedded Derivatives	IUL Embedded Derivatives	Structured Variable Annuity Embedded Derivatives	Total	Other Liabilities
	(in millions)				
Balance at January 1, 2025	\$ 53	\$ 1,002	\$ 2,461	\$ 3,516	\$ 68
Total (gains) losses included in:					
Net income	10 ⁽²⁾	204 ⁽²⁾	1,758 ⁽³⁾	1,972	(5) ⁽⁴⁾
Other comprehensive income (loss)	—	—	—	—	1
Issues	—	(20)	102	82	41
Settlements	(5)	(144)	(442)	(591)	(34)
Balance at December 31, 2025	<u>\$ 58</u>	<u>\$ 1,042</u>	<u>\$ 3,879</u>	<u>\$ 4,979</u>	<u>\$ 71</u>
Changes in unrealized (gains) losses in net income relating to liabilities held at December 31, 2025					
	\$ —	\$ 204 ⁽²⁾	\$ 1,758 ⁽³⁾	\$ 1,962	\$ —

Ameriprise Financial, Inc.
Notes to Consolidated Financial Statements (Continued)

	Available-for-Sale Securities				Receivables
	Corporate Debt Securities	Residential Mortgage Backed Securities	Asset Backed Securities	Total	Fixed Deferred Indexed Annuity Ceded Embedded Derivatives
Balance at January 1, 2024	\$ 469	\$ —	\$ 1	\$ 470	\$ 51
Total gains (losses) included in:					
Net income	1	—	—	1 ⁽¹⁾	8
Other comprehensive income (loss)	1	—	—	1	—
Purchases	228	150	148	526	—
Settlements	(116)	(2)	—	(118)	(4)
Transfers out of Level 3	—	(110)	(23)	(133)	—
Balance at December 31, 2024	<u>\$ 583</u>	<u>\$ 38</u>	<u>\$ 126</u>	<u>\$ 747</u>	<u>\$ 55</u>
Changes in unrealized gains (losses) in net income relating to assets held at December 31, 2024	\$ 1	\$ —	\$ —	\$ 1 ⁽¹⁾	\$ —
Changes in unrealized gains (losses) in other comprehensive income (loss) relating to assets held at December 31, 2024	\$ (2)	\$ —	\$ —	\$ (2)	\$ —

	Policyholder Account Balances, Future Policy Benefits and Claims				
	Fixed Deferred Indexed Annuity Embedded Derivatives	IUL Embedded Derivatives	Structured Variable Annuity Embedded Derivatives	Total	Other Liabilities
	(in millions)				
Balance at January 1, 2024	\$ 49	\$ 873	\$ 1,011	\$ 1,933	\$ 76
Total (gains) losses included in:					
Net income	8 ⁽²⁾	255 ⁽²⁾	1,670 ⁽³⁾	1,933	2 ⁽⁴⁾
Issues	—	23	114	137	21
Settlements	(4)	(149)	(334)	(487)	(31)
Balance at December 31, 2024	<u>\$ 53</u>	<u>\$ 1,002</u>	<u>\$ 2,461</u>	<u>\$ 3,516</u>	<u>\$ 68</u>
Changes in unrealized (gains) losses in net income relating to liabilities held at December 31, 2024	\$ —	\$ 255 ⁽²⁾	\$ 1,670 ⁽³⁾	\$ 1,925	\$ —

	Available-for-Sale Securities			Receivables
	Corporate Debt Securities	Asset Backed Securities	Total	Fixed Deferred Indexed Annuity Ceded Embedded Derivatives
Balance at January 1, 2023	\$ 405	\$ 6	\$ 411	\$ 48
Total gains (losses) included in:				
Net income	—	—	—	6
Other comprehensive income (loss)	—	11	11	—
Purchases	—	126	126	—
Settlements	—	(73)	(78)	(3)
Balance at December 31, 2023	<u>\$ 469</u>	<u>\$ 1</u>	<u>\$ 470</u>	<u>\$ 51</u>
Changes in unrealized gains (losses) in other comprehensive income (loss) relating to assets held at December 31, 2023	\$ 11	\$ —	\$ 11	\$ —

Ameriprise Financial, Inc.
Notes to Consolidated Financial Statements (Continued)

	Policyholder Account Balances, Future Policy Benefits and Claims				
	Fixed Deferred Indexed Annuity Embedded Derivatives	IUL Embedded Derivatives	Structured Variable Annuity Embedded Derivatives	Total	Other Liabilities
	(in millions)				
Balance at January 1, 2023	\$ 44	\$ 739	\$ (137) ⁽⁵⁾	\$ 646	\$ 62
Total (gains) losses included in:					
Net income	8 ⁽²⁾	198 ⁽²⁾	1,166 ⁽³⁾	1,372	2 ⁽⁴⁾
Other comprehensive income (loss)	—	—	—	—	1
Issues	—	59	104	163	44
Settlements	(3)	(123)	(122)	(248)	(33)
Balance at December 31, 2023	<u>\$ 49</u>	<u>\$ 873</u>	<u>\$ 1,011</u>	<u>\$ 1,933</u>	<u>\$ 76</u>

Changes in unrealized (gains) losses in net income relating to liabilities held at December 31, 2023	\$ —	\$ 198 ⁽²⁾	\$ 1,166 ⁽³⁾	\$ 1,364	\$ —
--	------	-----------------------	-------------------------	----------	------

⁽¹⁾ Included in Net investment income.

⁽²⁾ Included in Interest credited to fixed accounts.

⁽³⁾ Included in Benefits, claims, losses and settlement expenses.

⁽⁴⁾ Included in General and administrative expense.

⁽⁵⁾ The fair value of the structured variable annuity embedded derivatives was a net asset as of January 1, 2023 and presented as a contra liability.

The increase to pretax income of the Company's adjustment for nonperformance risk on the fair value of its embedded derivatives was \$42 million, \$14 million and \$51 million, net of the reinsurance accrual, for the years ended December 31, 2025, 2024 and 2023, respectively.

Securities transferred from Level 3 primarily represent securities with fair values that are now obtained from a third-party pricing service with observable inputs or fair values that were included in an observable transaction with a market participant. Securities transferred to Level 3 represent securities with fair values that are now based on a single non-binding broker quote.

The following tables provide a summary of the significant unobservable inputs used in the fair value measurements developed by the Company or reasonably available to the Company of Level 3 assets and liabilities:

December 31, 2025						
	Fair Value	Valuation Technique	Unobservable Input	Range	Weighted Average	
	(in millions)					
Corporate debt securities (private placements)	\$ 708	Discounted cash flow	Yield/spread to U.S. Treasuries ⁽¹⁾	0.9% – 1.6%	1.2%	
Asset backed securities	\$ 1	Discounted cash flow	Annual short-term default rate ⁽²⁾	3.0%	3.0%	
			Annual long-term default rate ⁽²⁾	3.5%	3.5%	
			Discount rate	15.0%	15.0%	
			Constant prepayment rate	20.0%	20.0%	
			Loss recovery	60.0%	60.0%	
Fixed deferred indexed annuity ceded embedded derivatives	\$ 59	Discounted cash flow	Surrender rate ⁽³⁾	0.5% – 89.8%	5.1%	
Fixed deferred indexed annuity embedded derivatives	\$ 58	Discounted cash flow	Surrender rate ⁽³⁾	0.5% – 89.8%	5.1%	
			Nonperformance risk ⁽⁴⁾	65 bps	65 bps	
IUL embedded derivatives	\$ 1,042	Discounted cash flow	Nonperformance risk ⁽⁴⁾	65 bps	65 bps	
Structured variable annuity embedded derivatives	\$ 3,879	Discounted cash flow	Surrender rate ⁽³⁾	0.5% – 75.0%	2.0%	
			Nonperformance risk ⁽⁴⁾	65 bps	65 bps	
Contingent consideration liabilities	\$ 71	Discounted cash flow	Discount rate ⁽⁵⁾	0.0% – 10.5%	2.4%	

Ameriprise Financial, Inc.
Notes to Consolidated Financial Statements (Continued)

December 31, 2024

	Fair Value	Valuation Technique	Unobservable Input	Range	Weighted Average
	(in millions)				
Corporate debt securities (private placements)	\$ 583	Discounted cash flow	Yield/spread to U.S. Treasuries ⁽¹⁾	0.8% – 1.7%	1.1%
Asset backed securities	\$ 1	Discounted cash flow	Annual short-term default rate ⁽²⁾	3.5%	3.5%
			Annual long-term default rate ⁽²⁾	3.5%	3.5%
			Discount rate	15.3%	15.3%
			Constant prepayment rate	20.0%	20.0%
			Loss recovery	60.0%	60.0%
Fixed deferred indexed annuity ceded embedded derivatives	\$ 55	Discounted cash flow	Surrender rate ⁽³⁾	0.0% – 89.1%	10.6%
Fixed deferred indexed annuity embedded derivatives	\$ 53	Discounted cash flow	Surrender rate ⁽³⁾	0.0% – 89.1%	10.6%
			Nonperformance risk ⁽⁴⁾	65 bps	65 bps
IUL embedded derivatives	\$ 1,002	Discounted cash flow	Nonperformance risk ⁽⁴⁾	65 bps	65 bps
Structured variable annuity embedded derivatives	\$ 2,461	Discounted cash flow	Surrender rate ⁽³⁾	0.5% – 75.0%	1.7%
			Nonperformance risk ⁽⁴⁾	65 bps	65 bps
Contingent consideration liabilities	\$ 68	Discounted cash flow	Discount rate ⁽⁵⁾	0.0 % – 10.5%	3.3%

⁽¹⁾ The weighted average for the yield/spread to U.S. Treasuries for corporate debt securities (private placements) is weighted based on the security's market value as a percentage of the aggregate market value of the securities.

⁽²⁾ The weighted average annual default rates of asset backed securities is weighted based on the security's market value as a percentage of the aggregate market value of the securities.

⁽³⁾ The weighted average surrender rate represents the average assumption weighted based on the account value of each contract.

⁽⁴⁾ The nonperformance risk is the spread added to the U.S. Treasury curve.

⁽⁵⁾ The weighted average discount rate represents the average discount rate across all contingent consideration liabilities, weighted based on the size of the contingent consideration liability.

Level 3 measurements not included in the tables above are obtained from non-binding broker quotes where unobservable inputs utilized in the fair value calculation are not reasonably available to the Company.

Uncertainty of Fair Value Measurements

Significant increases (decreases) in the yield/spread to U.S. Treasuries used in the fair value measurement of Level 3 corporate debt securities in isolation would have resulted in a significantly lower (higher) fair value measurement.

Significant increases (decreases) in the annual default rate and discount rate used in the fair value measurement of Level 3 asset backed securities in isolation, generally, would have resulted in a significantly lower (higher) fair value measurement and significant increases (decreases) in loss recovery in isolation would have resulted in a significantly lower (higher) fair value measurement.

Significant increases (decreases) in the constant prepayment rate used in the fair value measurement of Level 3 asset backed securities in isolation would have resulted in a significantly lower (higher) fair value measurement.

Significant increases (decreases) in the surrender assumption used in the fair value measurement of the fixed deferred indexed annuity ceded embedded derivatives in isolation would have resulted in a significantly lower (higher) fair value measurement.

Significant increases (decreases) in nonperformance risk used in the fair value measurement of the IUL embedded derivatives in isolation would have resulted in a significantly lower (higher) fair value measurement.

Significant increases (decreases) in nonperformance risk and surrender assumption used in the fair value measurements of the fixed deferred indexed annuity embedded derivatives and structured variable annuity embedded derivatives in isolation would have resulted in a significantly lower (higher) liability value.

Significant increases (decreases) in the discount rate used in the fair value measurement of the contingent consideration liability in isolation would have resulted in a significantly lower (higher) fair value measurement.

Determination of Fair Value

The Company uses valuation techniques consistent with the market and income approaches to measure the fair value of its assets and liabilities. The Company's market approach uses prices and other relevant information generated by market transactions involving identical or comparable assets or liabilities. The Company's income approach uses valuation techniques to convert future projected cash flows to a single discounted present value amount. When applying either approach, the Company maximizes the use of observable inputs and minimizes the use of unobservable inputs.

Ameriprise Financial, Inc.**Notes to Consolidated Financial Statements (Continued)**

The following is a description of the valuation techniques used to measure fair value and the general classification of these instruments pursuant to the fair value hierarchy.

Assets*Cash Equivalents*

Cash equivalents include time deposits and other highly liquid investments with original or remaining maturities at the time of purchase of 90 days or less. Actively traded money market funds are measured at their NAV and classified as Level 1. U.S. Treasuries are also classified as Level 1. The Company's remaining cash equivalents are classified as Level 2 and measured at amortized cost, which is a reasonable estimate of fair value because of the short time between the purchase of the instrument and its expected realization.

Investments (Available-for-Sale Securities, Equity Securities and Trading Securities)

When available, the fair value of securities is based on quoted prices in active markets. If quoted prices are not available, fair values are obtained from third-party pricing services, non-binding broker quotes, or other model-based valuation techniques.

Level 1 securities primarily include trading securities and U.S. Treasuries.

Level 2 securities primarily include corporate bonds, residential mortgage backed securities, commercial mortgage backed securities, asset backed securities, state and municipal obligations, U.S. government and agency obligations, foreign government securities, and trading and other securities. The fair value of these Level 2 securities is based on a market approach with prices obtained from third-party pricing services. Observable inputs used to value these securities can include, but are not limited to, reported trades, benchmark yields, issuer spreads and non-binding broker quotes. The fair value of securities included in an observable transaction with a market participant are also considered Level 2 when the market is not active.

Level 3 securities primarily include certain corporate bonds, non-agency residential mortgage backed securities and asset backed securities with fair value typically based on a single non-binding broker quote. The underlying inputs used for some of the non-binding broker quotes are not readily available to the Company. The Company's privately placed corporate bonds are typically based on a single non-binding broker quote. The fair value of certain asset backed securities is determined using a discounted cash flow model. Inputs used to determine the expected cash flows include assumptions about discount rates and default, prepayment and recovery rates of the underlying assets. Given the significance of the unobservable inputs to this fair value measurement, the fair value of the investment in certain asset backed securities is classified as Level 3.

Management is responsible for the fair values recorded on the financial statements. Prices received from third-party pricing services are subjected to exception reporting that identifies investments with significant daily price movements as well as no movements. The Company reviews the exception reporting and resolves the exceptions through reaffirmation of the price or recording an appropriate fair value estimate. The Company also performs subsequent transaction testing. The Company performs annual due diligence of third-party pricing services. The Company's due diligence procedures include assessing the vendor's valuation qualifications, control environment, analysis of asset-class specific valuation methodologies, and understanding of sources of market observable assumptions and unobservable assumptions, if any, employed in the valuation methodology. The Company also considers the results of its exception reporting controls and any resulting price challenges that arise.

Separate Account Assets

The fair value of assets held by separate accounts is determined by the NAV of the funds in which those separate accounts are invested. The NAV is used as a practical expedient for fair value and represents the exit price for the separate account. Separate account assets are excluded from classification in the fair value hierarchy.

Investments and Cash Equivalents Segregated for Regulatory Purposes

Investments and cash equivalents segregated for regulatory purposes includes U.S. Treasuries that are classified as Level 1.

Receivables

The Company reinsured its fixed deferred indexed annuity products which have an indexed account that is accounted for as an embedded derivative. The Company uses discounted cash flow models to determine the fair value of these ceded embedded derivatives. The fair value of fixed deferred indexed annuity ceded embedded derivatives includes significant observable interest rates, volatilities and equity index levels and significant unobservable surrender rates. Given the significance of the unobservable surrender rates, these embedded derivatives are classified as Level 3.

Other Assets

Derivatives that are measured using quoted prices in active markets, such as derivatives that are exchange-traded, are classified as Level 1 measurements. The variation margin on futures contracts is also classified as Level 1. The fair value of derivatives that are traded in less active over-the-counter ("OTC") markets is generally measured using pricing models with market observable inputs such as interest rates and equity index levels. These measurements are classified as Level 2 within the fair value hierarchy and include swaps, foreign currency forwards and the majority of options. The counterparties' nonperformance risk associated with

Ameriprise Financial, Inc.**Notes to Consolidated Financial Statements (Continued)**

uncollateralized derivative assets was immaterial as of both December 31, 2025 and 2024. See Note 17 and Note 18 for further information on the credit risk of derivative instruments and related collateral.

Liabilities*Policyholder Account Balances, Future Policy Benefits and Claims*

There is no active market for the transfer of the Company's embedded derivatives attributable to the provisions of fixed deferred indexed annuity, structured variable annuity and IUL products.

The Company uses discounted cash flow models to determine the fair value of the embedded derivatives associated with the provisions of its fixed deferred indexed annuity, structured variable annuity and IUL products. The fair value of fixed deferred indexed annuity, structured variable annuity and IUL embedded derivatives includes significant observable interest rates, volatilities and equity index levels and significant unobservable surrender rates and the estimate of the Company's nonperformance risk. Given the significance of the unobservable surrender rates and the nonperformance risk assumption, the fixed deferred indexed annuity, structured variable annuity and IUL embedded derivatives are classified as Level 3.

The embedded derivatives attributable to these provisions are recorded in Policyholder account balances, future policy benefits and claims.

Customer Deposits

The Company uses Black-Scholes models to determine the fair value of the embedded derivative liability associated with the provisions of its stock market certificates ("SMC"). The inputs to these calculations are primarily market observable and include interest rates, volatilities and equity index levels. As a result, these measurements are classified as Level 2.

Other Liabilities

Derivatives that are measured using quoted prices in active markets, such as derivatives that are exchange-traded, are classified as Level 1 measurements. The variation margin on futures contracts is also classified as Level 1. The fair value of derivatives that are traded in less active OTC markets is generally measured using pricing models with market observable inputs such as interest rates and equity index levels. These measurements are classified as Level 2 within the fair value hierarchy and include swaps, foreign currency forwards and the majority of options. The Company's nonperformance risk associated with uncollateralized derivative liabilities was immaterial as of both December 31, 2025 and 2024. See Note 17 and Note 18 for further information on the credit risk of derivative instruments and related collateral.

Securities sold but not yet purchased represent obligations of the Company to deliver specified securities that it does not yet own, creating a liability to purchase the security in the market at prevailing prices. When available, the fair value of securities is based on quoted prices in active markets. If quoted prices are not available, fair values are obtained from nationally-recognized pricing services, or other model-based valuation techniques such as the present value of cash flows. Level 1 securities sold but not yet purchased primarily include trading securities and U.S. Treasuries traded in active markets. Level 2 securities sold but not yet purchased primarily include corporate bonds.

Contingent consideration liabilities consist of earn-outs and/or deferred payments related to the Company's acquisitions. Contingent consideration liabilities are recorded at fair value utilizing a discounted cash flow model using an unobservable input (discount rate). Given the use of a significant unobservable input, the fair value of contingent consideration liabilities is classified as Level 3 within the fair value hierarchy.

Fair Value on a Nonrecurring Basis

The Company assesses its investment in affordable housing partnerships for impairment. The investments that are determined to be impaired are written down to their fair value. The Company uses a discounted cash flow model to measure the fair value of these investments. Inputs to the discounted cash flow model are estimates of future net operating losses and tax credits available to the Company and discount rates based on market condition and the financial strength of the syndicator (general partner). The balance of affordable housing partnerships measured at fair value on a nonrecurring basis was \$17 million and \$27 million as of December 31, 2025 and 2024, respectively, and is classified as Level 3 in the fair value hierarchy.

Ameriprise Financial, Inc.
Notes to Consolidated Financial Statements (Continued)
Assets and Liabilities Not Reported at Fair Value

The following tables provide the carrying value and the estimated fair value of financial instruments that are not reported at fair value:

	December 31, 2025				
	Carrying Value	Fair Value			Total
		Level 1	Level 2	Level 3	
		(in millions)			
Financial Assets					
Mortgage loans, net	\$ 2,824	\$ —	\$ 774	\$ 1,979	\$ 2,753
Policy loans	1,056	—	1,056	—	1,056
Receivables	9,480	201	2,274	6,012	8,487
Restricted and segregated cash	616	616	—	—	616
Other investments and assets	250	—	194	57	251
Financial Liabilities					
Policyholder account balances, future policy benefits and claims	\$ 23,297	\$ —	\$ —	\$ 19,636	\$ 19,636
Investment certificate reserves	8,150	—	—	8,128	8,128
Banking and brokerage deposits	25,611	25,596	15	—	25,611
Separate account liabilities — investment contracts	2,765	—	2,765	—	2,765
Debt and other liabilities	3,545	245	3,376	3	3,624

	December 31, 2024				
	Carrying Value	Fair Value			Total
		Level 1	Level 2	Level 3	
		(in millions)			
Financial Assets					
Mortgage loans, net	\$ 2,354	\$ —	\$ 433	\$ 1,768	\$ 2,201
Policy loans	982	—	982	—	982
Receivables	9,236	218	1,879	5,964	8,061
Restricted and segregated cash	887	887	—	—	887
Other investments and assets	272	—	220	53	273
Financial Liabilities					
Policyholder account balances, future policy benefits and claims	\$ 20,097	\$ —	\$ —	\$ 16,826	\$ 16,826
Investment certificate reserves	11,205	—	—	11,183	11,183
Banking and brokerage deposits	24,639	24,639	—	—	24,639
Separate account liabilities — investment contracts	2,902	—	2,902	—	2,902
Debt and other liabilities	3,326	274	3,031	4	3,309

Receivables include deposit receivables, advisor loans, securities borrowed, margin loans and pledged asset lines of credit. Restricted and segregated cash includes cash segregated under federal and other regulations held in special reserve bank accounts for the exclusive benefit of the Company's brokerage customers. Other investments and assets primarily include syndicated loans, credit card receivables, certificate of deposits with original or remaining maturities at the time of purchase of more than 90 days, the Company's membership in the FHLB and investments related to the Community Reinvestment Act. See Note 7 for additional information on mortgage loans, policy loans, syndicated loans, credit card receivables and deposit receivables.

Policyholder account balances, future policy benefits and claims include fixed annuities in deferral status, non-life contingent fixed annuities in payout status, indexed and structured variable annuity host contracts, and the fixed portion of a small number of variable annuity contracts classified as investment contracts. See Note 11 for additional information on these liabilities. Investment certificate reserves represent customer deposits for fixed rate certificates and stock market certificates. Banking and brokerage deposits are amounts payable to customers related to free credit balances, funds deposited by customers and funds accruing to customers as a result of trades or contracts. Separate account liabilities are primarily investment contracts in pooled pension funds offered by Threadneedle. Debt and other liabilities include the Company's long-term debt, short-term borrowings, securities loaned and future funding commitments to affordable housing partnerships and other real estate partnerships. See Note 15 for further information on the Company's long-term debt and short-term borrowings.

Ameriprise Financial, Inc.
Notes to Consolidated Financial Statements (Continued)
17. Offsetting Assets and Liabilities

Certain financial instruments and derivative instruments are eligible for offset in the Consolidated Balance Sheets. The Company's derivative instruments and securities borrowing and lending agreements are subject to master netting and collateral arrangements and qualify for offset. A master netting arrangement with a counterparty creates a right of offset for amounts due to and from that same counterparty that is enforceable in the event of a default or bankruptcy. Securities borrowed and securities loaned result from transactions between the Company's broker dealer subsidiary and other financial institutions and are recorded at the amount of cash collateral advanced or received. Securities borrowed and securities loaned are primarily equity securities. The Company's securities borrowed and securities loaned transactions generally do not have a fixed maturity date and may be terminated by either party under customary terms. The Company's policy is to recognize amounts subject to master netting arrangements on a gross basis in the Consolidated Balance Sheets.

The following tables present the gross and net information about the Company's assets subject to master netting arrangements:

December 31, 2025							
Gross Amounts of Recognized Assets	Gross Amounts Offset in the Consolidated Balance Sheets	Amounts of Assets Presented in the Consolidated Balance Sheets	Gross Amounts Not Offset in the Consolidated Balance Sheets			Net Amount	
			Financial Instruments ⁽¹⁾	Cash Collateral	Securities Collateral		
(in millions)							
Derivatives:							
OTC	\$ 12,908	\$ —	\$ 12,908	\$ (8,032)	\$ (2,486)	\$ (2,299)	\$ 91
OTC cleared	9	—	9	(9)	—	—	—
Exchange-traded	205	—	205	(41)	—	—	164
Total derivatives	13,122	—	13,122	(8,082)	(2,486)	(2,299)	255
Securities borrowed	202	—	202	(65)	—	(130)	7
Total	\$ 13,324	\$ —	\$ 13,324	\$ (8,147)	\$ (2,486)	\$ (2,429)	\$ 262

December 31, 2024							
Gross Amounts of Recognized Assets	Gross Amounts Offset in the Consolidated Balance Sheets	Amounts of Assets Presented in the Consolidated Balance Sheets	Gross Amounts Not Offset in the Consolidated Balance Sheets			Net Amount	
			Financial Instruments ⁽¹⁾	Cash Collateral	Securities Collateral		
(in millions)							
Derivatives:							
OTC	\$ 9,126	\$ —	\$ 9,126	\$ (5,566)	\$ (1,554)	\$ (1,970)	\$ 36
OTC cleared	10	—	10	(10)	—	—	—
Exchange-traded	103	—	103	(18)	—	—	85
Total derivatives	9,239	—	9,239	(5,594)	(1,554)	(1,970)	121
Securities borrowed	218	—	218	(71)	—	(142)	5
Total	\$ 9,457	\$ —	\$ 9,457	\$ (5,665)	\$ (1,554)	\$ (2,112)	\$ 126

⁽¹⁾ Represents the amount of assets that could be offset by liabilities with the same counterparty under master netting or similar arrangements that management elects not to offset on the Consolidated Balance Sheets.

The following tables present the gross and net information about the Company's liabilities subject to master netting arrangements:

December 31, 2025							
Gross Amounts of Recognized Liabilities	Gross Amounts Offset in the Consolidated Balance Sheets	Amounts of Liabilities Presented in the Consolidated Balance Sheets	Gross Amounts Not Offset in the Consolidated Balance Sheets			Net Amount	
			Financial Instruments ⁽¹⁾	Cash Collateral	Securities Collateral		
(in millions)							
Derivatives:							
OTC	\$ 8,146	\$ —	\$ 8,146	\$ (8,032)	\$ (3)	\$ (103)	\$ 8
OTC cleared	19	—	19	(9)	—	—	10
Exchange-traded	52	—	52	(41)	—	—	11
Total derivatives	8,217	—	8,217	(8,082)	(3)	(103)	29
Securities loaned	244	—	244	(65)	—	(170)	9
Total	\$ 8,461	\$ —	\$ 8,461	\$ (8,147)	\$ (3)	\$ (273)	\$ 38

Ameriprise Financial, Inc.
Notes to Consolidated Financial Statements (Continued)

December 31, 2024

	Gross Amounts of Recognized Liabilities	Gross Amounts Offset in the Consolidated Balance Sheets	Amounts of Liabilities Presented in the Consolidated Balance Sheets	Gross Amounts Not Offset in the Consolidated Balance Sheets			Net Amount
				Financial Instruments ⁽¹⁾	Cash Collateral	Securities Collateral	
(in millions)							
Derivatives:							
OTC	\$ 5,662	\$ —	\$ 5,662	\$ (5,566)	\$ (15)	\$ (68)	\$ 13
OTC cleared	18	—	18	(10)	—	—	8
Exchange-traded	23	—	23	(18)	—	—	5
Total derivatives	5,703	—	5,703	(5,594)	(15)	(68)	26
Securities loaned	273	—	273	(71)	—	(195)	7
Total	\$ 5,976	\$ —	\$ 5,976	\$ (5,665)	\$ (15)	\$ (263)	\$ 33

⁽¹⁾ Represents the amount of liabilities that could be offset by assets with the same counterparty under master netting or similar arrangements that management elects not to offset on the Consolidated Balance Sheets.

In the tables above, the amount of assets or liabilities presented are offset first by financial instruments that have the right of offset under master netting or similar arrangements, then any remaining amount is reduced by the amount of cash and securities collateral. The actual collateral may be greater than amounts presented in the tables.

When the fair value of collateral accepted by the Company is less than the amount due to the Company, there is a risk of loss if the counterparty fails to perform or provide additional collateral. To mitigate this risk, the Company monitors collateral values regularly and requires additional collateral when necessary. When the value of collateral pledged by the Company declines, it may be required to post additional collateral.

Freestanding derivative instruments are reflected in Other assets and Other liabilities. Cash collateral pledged by the Company is reflected in Other assets and cash collateral accepted by the Company is reflected in Other liabilities. Securities borrowing and lending agreements are reflected in Receivables and Other liabilities, respectively. See Note 18 for additional disclosures related to the Company's derivative instruments.

18. Derivatives and Hedging Activities

Derivative instruments enable the Company to manage its exposure to various market risks. The value of such instruments is derived from an underlying variable or multiple variables, including equity, foreign exchange and interest rate indices or prices. The Company primarily enters into derivative agreements for risk management purposes related to the Company's products and operations.

Certain of the Company's freestanding derivative instruments are subject to master netting arrangements. The Company's policy on the recognition of derivatives on the Consolidated Balance Sheets is to not offset fair value amounts recognized for derivatives and collateral arrangements executed with the same counterparty under the same master netting arrangement. See Note 17 for additional information regarding the estimated fair value of the Company's freestanding derivatives after considering the effect of master netting arrangements and collateral.

Ameriprise Financial, Inc.
Notes to Consolidated Financial Statements (Continued)

Generally, the Company uses derivatives as economic hedges and accounting hedges. The following table presents the notional value and gross fair value of derivative instruments, including embedded derivatives:

	December 31, 2025			December 31, 2024		
	Notional	Gross Fair Value		Notional	Gross Fair Value	
		Assets ⁽¹⁾	Liabilities ⁽²⁾		Assets ⁽¹⁾	Liabilities ⁽²⁾
(in millions)						
Derivatives not designated as hedging instruments						
Interest rate contracts	\$ 36,011	\$ 143	\$ 219	\$ 39,111	\$ 180	\$ 324
Equity contracts	132,590	12,940	7,997	109,622	8,957	5,362
Credit contracts	3,297	15	—	3,122	59	4
Foreign exchange contracts	2,459	24	1	3,426	43	13
Total non-designated hedges	174,357	13,122	8,217	155,281	9,239	5,703
Embedded derivatives						
IUL	N/A	—	1,042	N/A	—	1,002
Fixed deferred indexed annuities and deposit receivables	N/A	59	58	N/A	55	53
Structured variable annuities ⁽³⁾	N/A	—	3,879	N/A	—	2,461
SMC	N/A	—	4	N/A	—	7
Total embedded derivatives	N/A	59	4,983	N/A	55	3,523
Total derivatives	<u>\$ 174,357</u>	<u>\$ 13,181</u>	<u>\$ 13,200</u>	<u>\$ 155,281</u>	<u>\$ 9,294</u>	<u>\$ 9,226</u>

N/A Not applicable.

⁽¹⁾ The fair value of freestanding derivative assets is included in Other assets and the fair value of ceded embedded derivative assets related to deposit receivables is included in Receivables.

⁽²⁾ The fair value of freestanding derivative liabilities is included in Other liabilities. The fair value of IUL, fixed deferred indexed annuity and structured variable annuity embedded derivatives is included in Policyholder account balances, future policy benefits and claims. The fair value of the SMC embedded derivative liability is included in Customer deposits.

⁽³⁾ The fair value of the structured variable annuity embedded derivatives as of December 31, 2025 included \$3.9 billion of individual contracts in a liability position and \$1 million of individual contracts in an asset position. The fair value of the structured variable annuity embedded derivatives as of December 31, 2024 included \$2.5 billion of individual contracts in a liability position and \$3 million of individual contracts in an asset position.

See Note 16 for additional information regarding the Company's fair value measurement of derivative instruments.

As of December 31, 2025 and 2024, investment securities with a fair value of \$1.7 billion and \$1.5 billion, respectively, were pledged to meet contractual obligations under derivative contracts, of which \$104 million and \$85 million, respectively, may be sold, pledged or rehypothecated by the counterparty. As of December 31, 2025 and 2024, investment securities with a fair value of \$2.8 billion and \$2.2 billion, respectively, were received as collateral to meet contractual obligations under derivative contracts, of which \$2.4 billion and \$2.0 billion, respectively, may be sold, pledged or rehypothecated by the Company. As of both December 31, 2025 and 2024, the Company had sold, pledged or rehypothecated none of these securities. In addition, as of both December 31, 2025 and 2024, non-cash collateral accepted was held in separate custodial accounts and was not included in the Company's Consolidated Balance Sheets.

Ameriprise Financial, Inc.
Notes to Consolidated Financial Statements (Continued)
Derivatives Not Designated as Hedges

The following tables presents a summary of the impact of derivatives not designated as hedging instruments, including embedded derivatives, on the Consolidated Statements of Operations:

	Net Investment Income	Banking and Deposit Interest Expense	Distribution Expenses	Interest Credited to Fixed Accounts	Benefits, Claims, Losses and Settlement Expenses	Change in Fair Value of Market Risk Benefits	General and Administrative Expense
(in millions)							
Year Ended December 31, 2025							
Interest rate contracts	\$ (1)	\$ —	\$ —	\$ —	\$ 2	\$ (198)	\$ —
Equity contracts	(7)	1	148	100	1,554	(842)	15
Credit contracts	(3)	—	6	—	—	(82)	1
Foreign exchange contracts	—	—	—	—	—	(29)	23
IUL embedded derivatives	—	—	—	(60)	—	—	—
Fixed deferred indexed annuity and deposit receivables embedded derivatives	—	—	—	18	—	—	—
Structured variable annuity embedded derivatives	—	—	—	—	(1,758)	—	—
SMC embedded derivatives	—	(1)	—	—	—	—	—
Total gain (loss)	\$ (11)	\$ —	\$ 154	\$ 58	\$ (202)	\$ (1,151)	\$ 39
	Net Investment Income	Banking and Deposit Interest Expense	Distribution Expenses	Interest Credited to Fixed Accounts	Benefits, Claims, Losses and Settlement Expenses	Change in Fair Value of Market Risk Benefits	General and Administrative Expense
(in millions)							
Year Ended December 31, 2024							
Interest rate contracts	\$ 1	\$ —	\$ —	\$ —	\$ (10)	\$ (1,128)	\$ —
Equity contracts	(12)	2	119	71	1,419	(1,021)	10
Credit contracts	—	—	(3)	—	—	124	—
Foreign exchange contracts	—	—	—	—	—	64	(12)
IUL embedded derivatives	—	—	—	(106)	—	—	—
Fixed deferred indexed annuity and deposit receivables embedded derivatives	—	—	—	16	—	—	—
Structured variable annuity embedded derivatives	—	—	—	—	(1,670)	—	—
SMC embedded derivatives	—	(2)	—	—	—	—	—
Total gain (loss)	\$ (11)	\$ —	\$ 116	\$ (19)	\$ (261)	\$ (1,961)	\$ (2)

Ameriprise Financial, Inc.
Notes to Consolidated Financial Statements (Continued)

	Net Investment Income	Banking and Deposit Interest Expense	Distribution Expenses	Interest Credited to Fixed Accounts	Benefits, Claims, Losses and Settlement Expenses	Change in Fair Value of Market Risk Benefits	Interest and Debt Expense	General and Administrative Expense
(in millions)								
Year Ended December 31, 2023								
Interest rate contracts	\$ —	\$ —	\$ —	\$ —	\$ (5)	\$ (422)	\$ (1)	\$ —
Equity contracts	(3)	4	128	79	770	(1,239)	—	10
Credit contracts	—	—	2	—	—	7	—	—
Foreign exchange contracts	—	—	—	—	—	5	—	7
IUL embedded derivatives	—	—	—	(75)	—	—	—	—
Fixed deferred indexed annuity and deposit receivables embedded derivatives	—	—	—	(3)	—	—	—	—
Structured variable annuity embedded derivatives	—	—	—	—	(1,166)	—	—	—
SMC embedded derivatives	—	(5)	—	—	—	—	—	—
Total gain (loss)	<u>\$ (3)</u>	<u>\$ (1)</u>	<u>\$ 130</u>	<u>\$ 1</u>	<u>\$ (401)</u>	<u>\$ (1,649)</u>	<u>\$ (1)</u>	<u>\$ 17</u>

The Company holds derivative instruments that either do not qualify or are not designated for hedge accounting treatment. These derivative instruments are used as economic hedges of equity, interest rate, credit and foreign currency exchange rate risk related to various products and transactions of the Company.

The deferred premium associated with certain of the above options is paid or received semi-annually over the life of the contract or at maturity. The following is a summary of the payments the Company is scheduled to make and receive for these options as of December 31, 2025:

	Premiums Payable	Premiums Receivable
(in millions)		
2026	\$ 247	\$ 88
2027	21	—
2028	31	—
2029	135	—
2030	217	—
2031	16	—
Total	<u>\$ 667</u>	<u>\$ 88</u>

Actual timing and payment amounts may differ due to future settlements, modifications or exercises of the contracts prior to the full premium being paid or received.

Structured variable annuity, IUL and stock market certificate products have returns tied to the performance of equity markets. As a result of fluctuations in equity markets, the obligation incurred by the Company related to structured variable annuity, IUL and stock market certificate products will positively or negatively impact earnings over the life of these products. The equity components of structured variable annuity, IUL and stock market certificate product obligations are considered embedded derivatives, which are bifurcated from their host contracts for valuation purposes and reported on the Consolidated Balance Sheets at fair value with changes in fair value reported in earnings. As a means of economically hedging its obligations under the provisions of these products, the Company enters into interest rate swaps, index options and futures contracts.

As discussed in Note 13, the Company issues variable annuity contracts that provide protection to contractholders from other-than-nominal capital market risk and expose the Company to other-than-nominal capital market risk. The Company economically hedges its obligations under these market risk benefits using options, swaptions, swaps and futures.

The Company enters into futures, credit default swaps, commodity swaps, total return swaps and foreign currency forwards to manage its exposure to price risk arising from seed money investments in proprietary investment products. The Company enters into foreign currency forward contracts to economically hedge its exposure to certain foreign transactions. The Company enters into futures

Ameriprise Financial, Inc.
Notes to Consolidated Financial Statements (Continued)

contracts, total return swaps and foreign currency forwards to economically hedge its exposure related to compensation plans. The Company enters into interest rate swaps to offset interest rate changes on unrealized gains or losses for certain investments.

Cash Flow Hedges

The Company has designated derivative instruments as a cash flow hedge for equity exposure of certain compensation-related liabilities and interest rate exposure on forecasted debt interest payments. For derivative instruments that qualify as cash flow hedges, the gains or losses on the derivative instruments are reported in AOCI and reclassified into earnings when the hedged item or transaction impacts earnings. The amount that is reclassified into earnings is presented within the same line item as the earnings impact of the hedged item in Interest and debt expense.

For the years ended December 31, 2025, 2024 and 2023, the amounts reclassified from AOCI to earnings related to cash flow hedges were immaterial. The estimated net amount recorded in AOCI as of December 31, 2025 that the Company expects to reclassify to earnings as a reduction to Interest and debt expense within the next twelve months is not material. Currently, the longest period of time over which the Company is hedging exposure to the variability in future cash flows is 10 years and relates to forecasted debt interest payments. See Note 21 for a rollforward of net unrealized gains (losses) on derivatives included in AOCI related to cash flow hedges.

Net Investment Hedges

The Company entered into, and designated as net investment hedges in foreign operations, forward contracts to hedge a portion of the Company's foreign currency exchange rate risk associated with its investment in Threadneedle. As the Company determined that the forward contracts are effective, the change in fair value of the derivatives is recognized in AOCI as part of the foreign currency translation adjustment. For the years ended December 31, 2025, 2024 and 2023, the Company recognized nil, nil and a loss of \$3 million, respectively, in OCI.

Credit Risk

Credit risk associated with the Company's derivatives is the risk that a derivative counterparty will not perform in accordance with the terms of the applicable derivative contract. To mitigate such risk, the Company has established guidelines and oversight of credit risk through a comprehensive enterprise risk management program that includes members of senior management. Key components of this program are to require preapproval of counterparties and the use of master netting and collateral arrangements whenever practical. See Note 17 for additional information on the Company's credit exposure related to derivative assets.

Certain of the Company's derivative contracts contain provisions that adjust the level of collateral the Company is required to post based on the Company's debt rating (or based on the financial strength of the Company's life insurance subsidiaries for contracts in which those subsidiaries are the counterparty). Additionally, certain of the Company's derivative contracts contain provisions that allow the counterparty to terminate the contract if the Company's debt does not maintain a specific credit rating (generally an investment grade rating) or the Company's life insurance subsidiaries do not maintain a specific financial strength rating. If these termination provisions were to be triggered, the Company's counterparty could require immediate settlement of any net liability position. As of December 31, 2025 and 2024, the aggregate fair value of derivative contracts in a net liability position containing such credit contingent provisions was \$104 million and \$69 million, respectively. The aggregate fair value of assets posted as collateral for such instruments as of December 31, 2025 and 2024 was \$103 million and \$68 million, respectively. If the credit contingent provisions of derivative contracts in a net liability position as of December 31, 2025 and 2024 were triggered, the aggregate fair value of additional assets that would be required to be posted as collateral or needed to settle the instruments immediately would have been \$1 million as of both December 31, 2025 and 2024, respectively.

19. Leases

The following table presents the balances for operating and finance ROU assets and lease liabilities:

Leases	Balance Sheet Classification	December 31, 2025	December 31, 2024
(in millions)			
Assets			
Operating lease assets	Other assets	\$ 223	\$ 246
Finance lease assets	Other assets	—	8
Total lease assets		\$ 223	\$ 254
Liabilities			
Operating lease liabilities	Other liabilities	\$ 276	\$ 313
Finance lease liabilities	Long-term debt	—	9
Total lease liabilities		\$ 276	\$ 322

Ameriprise Financial, Inc.
Notes to Consolidated Financial Statements (Continued)

The finance lease the Company held at the Ameriprise Financial Center expired on October 31, 2025. For additional discussion, see Part I, Item 2 of this Annual Report on Form 10-K.

The following table presents the components of lease cost:

Lease Cost	Income Statement Classification	Years Ended December 31,		
		2025	2024	2023
(in millions)				
Operating lease cost	General and administrative expense	\$ 62	\$ 61	\$ 55
Finance lease cost:				
Amortization of ROU assets	General and administrative expense	8	10	10
Interest on lease liabilities	Interest and debt expense	—	1	1
Total lease cost		\$ 70	\$ 72	\$ 66

The following table presents the weighted-average lease term and weighted-average discount rate related to operating and finance leases:

Lease Term and Discount Rate	December 31, 2025	December 31, 2024	
	Operating Leases	Finance Leases	Operating Leases
Weighted-average remaining lease term (years)	6	1	6
Weighted-average discount rate	3.4 %	3.4 %	2.9 %

The following table presents supplemental cash flow information related to operating and finance leases:

Supplemental Cash Flow Information	Years Ended December 31,		
	2025	2024	2023
(in millions)			
Operating cash flows:			
Cash paid for amounts included in measurement of operating lease liabilities	\$ 73	\$ 69	\$ 68
Cash paid for amounts included in measurement of finance lease liabilities	—	1	1
Financing cash flows:			
Cash paid for amounts included in measurement of finance lease liabilities	\$ 9	\$ 11	\$ 10

The following table presents the maturities of lease liabilities:

Maturity of Lease Liabilities	December 31, 2025
	Operating Leases (in millions)
2026	\$ 68
2027	60
2028	52
2029	40
2030	29
Thereafter	53
Total lease payments	302
Less: interest	26
Present value of lease liabilities	\$ 276

20. Share-Based Compensation

The Company's share-based compensation plans consist of the Amended and Restated Ameriprise Financial 2005 Incentive Compensation Plan (the "2005 ICP"), the Ameriprise Financial Franchise Advisor Deferred Compensation Plan and the Ameriprise Advisor Group Deferred Compensation Plan.

Ameriprise Financial, Inc.
Notes to Consolidated Financial Statements (Continued)

The components of the Company's share-based compensation expense, net of forfeitures, were as follows:

	Years Ended December 31,		
	2025	2024	2023
	(in millions)		
Stock option	\$ 16	\$ 15	\$ 16
Restricted stock	17	25	27
Restricted stock units and deferred share units	173	153	144
Liability awards	35	58	62
Total	\$ 241	\$ 251	\$ 249

For the years ended December 31, 2025, 2024 and 2023, total income tax benefit using the statutory rate related to share-based compensation expense was \$51 million, \$53 million and \$52 million, respectively.

As of December 31, 2025, there was \$183 million of total unrecognized compensation cost related to non-vested awards under the Company's share-based compensation plans, which is expected to be recognized over a weighted-average period of 3 years.

Amended and Restated Ameriprise Financial 2005 Incentive Compensation Plan

The 2005 ICP, as amended and restated, was approved by shareholders on April 26, 2023, and provides for the grant of cash and equity incentive awards to directors, employees and independent contractors, including stock options, restricted stock awards, restricted stock units, stock appreciation rights, performance shares and similar awards designed to comply with the applicable federal regulations and laws of jurisdiction. Under the 2005 ICP, as amended and restated a maximum of 58.1 million shares may be issued, of which 11.7 million shares are available to be issued as of December 31, 2025. Of this total, no more than 5.0 million shares may be issued after December 31, 2022 for full value awards, which are awards other than stock options and stock appreciation rights. Shares issued under the 2005 ICP may be authorized and unissued shares or treasury shares.

Ameriprise Financial 2008 Employment Incentive Equity Award Plan

Effective February 23, 2023, the Ameriprise Financial 2008 Employment Incentive Equity Award Plan (the "2008 Plan"), which was designed to grant equity incentive awards to new employees in compliance with applicable federal and foreign regulations, was terminated by the Company. At the time of termination, there were no unvested or unexercised awards outstanding under the 2008 Plan and, as a result of the termination of the plan, no future shares could be granted under the 2008 Plan.

Stock Options

Stock options granted under the 2005 ICP have an exercise price not less than 100% of the current fair market value of a share of the Company's common stock on the grant date and a maximum term of 10 years. Stock options granted generally vest ratably over three to four years. Vesting of option awards may be accelerated based on age and length of service. Stock options granted are expensed on a straight-line basis over the vesting period based on the fair value of the awards on the date of grant. The grant date fair value of the options is calculated using a Black-Scholes option-pricing model.

The following weighted average assumptions were used for stock option grants:

	2025	2024	2023
Dividend yield	1.5 %	1.8 %	2.0 %
Expected volatility	31 %	31 %	33 %
Risk-free interest rate	4.3 %	4.0 %	3.6 %
Expected life of stock option (years)	5.0	5.0	5.0

The dividend yield assumption represents the Company's expected dividend yield based on its historical dividend payouts and management's expectations. The expected volatility is based on the Company's historical and implied volatilities. The risk-free interest rate for periods within the expected option life is based on the U.S. Treasury yield curve at the grant date. The expected life of the option is based on the Company's past experience and other considerations.

The weighted average grant date fair value for options granted during 2025, 2024 and 2023 was \$164.48, \$112.88 and \$99.86, respectively.

Ameriprise Financial, Inc.**Notes to Consolidated Financial Statements (Continued)**

A summary of the Company's stock option activity for 2025 is presented below (shares and intrinsic value in millions):

	Shares	Weighted Average Exercise Price	Weighted Average Remaining Contractual Term (Years)	Aggregate Intrinsic Value
Outstanding at January 1	1.6	\$ 207.11	5	\$ 515
Granted	0.1	543.36		
Exercised	(0.3)	163.17		
Outstanding at December 31	1.4	237.73	5	365
Exercisable at December 31	1.2	197.43	4	350

The intrinsic value of a stock option is the amount by which the fair value of the underlying stock exceeds the exercise price of the option. The total intrinsic value of options exercised was \$89 million, \$238 million and \$136 million during the years ended December 31, 2025, 2024 and 2023, respectively.

Restricted Stock Awards

Restricted stock awards granted under the 2005 ICP generally vest ratably over three to four years or at the end of five years. Compensation expense for restricted stock awards is based on the market price of Ameriprise Financial common stock on the date of grant and is amortized on a straight-line basis over the vesting period. Quarterly dividends are paid on restricted stock, as declared by the Company's Board of Directors, during the vesting period and are not subject to forfeiture.

Restricted Stock Units and Deferred Share Units

The 2005 ICP provides for the grant of deferred share units to non-employee directors of the Company and for the grant of restricted stock units or deferred share units to employees. The director awards are fully vested upon issuance and are settled for Ameriprise Financial common stock upon the director's termination of service. The employee awards generally vest ratably over three to four years. Compensation expense for deferred share units and restricted stock units is based on the market price of Ameriprise Financial stock on the date of grant. Restricted stock units and deferred stock units granted to employees are expensed on a straight-line basis over the vesting period or on an accelerated basis if certain age and length of service requirements are met. Deferred share units granted to non-employee directors are expensed immediately. Dividends are paid on restricted stock units, as declared by the Company's Board of Directors, during the vesting period and are not subject to forfeiture. Dividend equivalents are issued on deferred share units, as dividends are declared by the Company's Board of Directors, and are not paid until distribution of the award. Dividend equivalents on the director awards are not subject to forfeiture, but on employee awards they are forfeited if the award is forfeited.

Ameriprise Financial Deferred Compensation Plan

The Ameriprise Financial Deferred Compensation Plan ("DCP") under the 2005 ICP gives certain employees the choice to defer a portion of their eligible compensation, which can be invested in investment options as provided by the DCP, including the Ameriprise Financial Stock Fund. The DCP is an unfunded non-qualified deferred compensation plan governed by section 409A of the Internal Revenue Code. The Company provides a matching contribution on certain employee deferrals. Participant deferrals vest immediately and the Company's matching contributions vest after three years. Distributions are made in shares of the Company's common stock for the portion of the deferral elected to be invested in the Ameriprise Financial Stock Fund and the Company match, for which the Company has recorded in equity. The DCP does allow for accelerated vesting of the share-based awards in cases of death, disability and qualified retirement. Compensation expense related to the Company's matching contributions invested in the Ameriprise Financial Stock Fund is recognized on a straight-line basis over the vesting period or on an accelerated basis if certain age and length of service requirements are met. Dividend equivalents are credited on both employee deferrals into the Ameriprise Financial Stock Fund and Company matching contributions invested into the Ameriprise Financial Stock Fund. Dividend equivalents associated with matching contributions are subject to forfeiture until the underlying match becomes fully vested.

Ameriprise Financial Franchise Advisor Deferred Compensation Plan

The Franchise Advisor Deferred Compensation Plan (the "AFG Deferral Plan") is an unfunded, non-qualified deferred compensation plan that provides benefits to certain advisors and leaders associated with the Company. The AFG Deferral Plan has not been approved by the Company's shareholders, and it is a value-neutral plan (as that term is used by proxy advisory firms) and there will be no additional premium or matching contributions. Under the AFG Deferral Plan, a maximum of 12.5 million Company shares may be issued, of which 10.3 million shares have been issued since inception.

The AFG Deferral Plan allows participants to voluntarily defer a portion of their cash commissions and elect crediting rate alternatives that includes a fund based on Ameriprise Financial stock or other investment options in lieu of receiving the applicable cash compensation. Amounts a participant chooses to invest in the fund tracking Ameriprise Financial stock will be settled in Ameriprise Financial shares; all voluntary deferrals invested in other investment options will be settled in cash. From 2006-2010, the Company provided advisors with a matching contribution with respect to these voluntary deferred amounts; however, the Company has not provided a match since 2010 and has amended the AFG Deferral Plan to remove any matching contributions. There are approximately

Ameriprise Financial, Inc.**Notes to Consolidated Financial Statements (Continued)**

94,000 shares outstanding under this prior matching contribution. Other than this historical matching contribution, the Company does not provide any additional premium in connection with the deferred compensation.

In addition to the voluntary deferral of cash commissions, certain participants are eligible to earn amounts in recognition of certain performance achievements that vest ratably over three or four years. When earned, award amounts are credited to a participant's account and receive a crediting rate based on Ameriprise Financial stock, and a participant elects (when an award is granted) whether to receive payout of these awards in cash or stock. The Company does not provide any additional premium or matching contribution in connection with the deferred compensation. Share units receive dividend equivalents, as dividends are declared by the Company's Board of Directors, until distribution and are subject to forfeiture until vested.

Ameriprise Advisor Group Deferred Compensation Plan

The Advisor Group Deferred Compensation Plan (the "AAG Deferral Plan") was established in 2009 as an unfunded, non-qualified deferred compensation plan that provides benefits to certain employee advisors and field leaders of the Company. The AAG Deferral Plan was not approved by the Company's shareholders and is considered a value-neutral plan (as that term is used by proxy advisory firms) and there will be no additional premium or matching contributions. Under the AAG Deferral Plan, a maximum of 3.0 million Company shares may be issued, of which 1.5 million shares have been issued since inception.

The AAG Deferral Plan allows eligible employees to voluntarily defer a portion of their base salary, bonus and/or commissions and elect crediting rate alternatives that include a fund based on Ameriprise Financial stock or other investment options in lieu of receiving the applicable cash compensation. Such deferrals are fully vested and not subject to future service requirements or forfeitures and the Company does not provide any additional premium or matching contribution in connection with the deferred compensation. Amounts a participant chooses to invest in the fund tracking Ameriprise Financial stock will be settled in Ameriprise Financial shares; all voluntary deferrals invested in other investment options will be settled in cash.

In addition to the voluntary deferral component, participants may earn amounts in recognition of certain performance achievements. These amounts receive a crediting rate based on Ameriprise Financial stock or other investment options, at the participant's election where applicable. For amounts allocated in the fund that tracks the performance of Ameriprise Financial stock, a participant elects (when an award is granted) whether to receive payout of these awards in cash or Ameriprise Financial shares. For amounts allocated to other options, the participant receives payout in cash. These award types are subject to future service requirements and forfeitures, and the Company does not provide any additional premium or matching contribution in connection with the deferred compensation. Share units receive dividend equivalents, as dividends are declared by the Company's Board of Directors, until distribution and are subject to forfeiture until vested.

Full Value Share Award Activity

A summary of activity for the Company's restricted stock awards, restricted stock units granted to employees (including advisors), compensation and commission deferrals into stock and deferred share units for 2025 is presented below (shares in millions):

	Shares	Weighted Average Grant-date Fair Value
Non-vested shares at January 1	1.1	\$ 295.92
Granted	0.3	530.67
Deferred	0.1	497.26
Vested	(0.7)	330.27
Forfeited	—	391.17
Non-vested shares at December 31	<u>0.8</u>	<u>371.86</u>

The deferred shares in the table above primarily relate to franchise advisor voluntary deferrals of their commissions into Ameriprise Financial stock under the Franchise Advisor Deferral Plan that are fully vested at the deferral date.

The fair value of full value share awards vested during the years ended December 31, 2025, 2024 and 2023 was \$315 million, \$263 million and \$197 million, respectively.

The weighted average grant date fair value for restricted shares, restricted stock units and deferred share units during 2025, 2024 and 2023 was \$536.71, \$395.66 and \$342.66, respectively. The weighted average grant date fair value for franchise advisor and advisor group deferrals during 2025, 2024 and 2023 was \$515.25, \$428.36 and \$336.62, respectively.

Performance Share Units

Under the 2005 ICP, the Company's Executive Leadership Team may be awarded a target number of performance share units ("PSUs"). PSUs will be earned only to the extent that the Company attains certain goals relating to the Company's performance and relative total shareholder returns against peers over a three-year period. The awards also have a three-year service condition with cliff vesting with an accelerated service condition based on age and length of service. The actual number of PSUs ultimately earned could vary from zero, if performance goals are not met, to as much as 175% of the target for awards made in 2018 or later, if performance

Ameriprise Financial, Inc.
Notes to Consolidated Financial Statements (Continued)

goals are significantly exceeded. The value of each target PSU is equal to the value of one share of Ameriprise Financial common stock. The total number of target PSUs outstanding at the end of December 31, 2025, 2024 and 2023 was 0.1 million, 0.1 million and 0.2 million, respectively. The PSUs are liability awards. During the years ended December 31, 2025, 2024 and 2023, the value of shares settled for PSU awards was \$49 million, \$63 million and \$68 million, respectively.

21. Shareholders' Equity

The following table presents the amounts related to each component of OCI:

	Year Ended December 31, 2025		
	Pretax	Income Tax Benefit (Expense) (in millions)	Net of Tax
Net unrealized gains (losses) on securities:			
Net unrealized gains (losses) on securities arising during the period ⁽¹⁾	\$ 1,230	\$ (277)	\$ 953
Reclassification of net (gains) losses on securities included in net income ⁽²⁾	(3)	1	(2)
Impact of benefit reserves and reinsurance recoverables	(9)	2	(7)
Net unrealized gains (losses) on securities	<u>1,218</u>	<u>(274)</u>	<u>944</u>
Net unrealized gains (losses) on derivatives:			
Net unrealized gains (losses) on derivatives arising during the period	(11)	2	(9)
Net unrealized gains (losses) on derivatives	(11)	2	(9)
Effect of changes in discount rate assumptions on certain long-duration contracts	(91)	19	(72)
Effect of changes in instrument-specific credit risk on market risk benefits ("MRBs")	26	(6)	20
Defined benefit plans:			
Net gains (losses)	17	(3)	14
Defined benefit plans	<u>17</u>	<u>(3)</u>	<u>14</u>
Foreign currency translation	121	(3)	118
Other	1	—	1
Total other comprehensive income (loss)	<u>\$ 1,281</u>	<u>\$ (265)</u>	<u>\$ 1,016</u>
	Year Ended December 31, 2024		
	Pretax	Income Tax Benefit (Expense) (in millions)	Net of Tax
Net unrealized gains (losses) on securities:			
Net unrealized gains (losses) on securities arising during the period ⁽¹⁾	\$ (303)	\$ 61	\$ (242)
Reclassification of net (gains) losses on securities included in net income ⁽²⁾	19	(4)	15
Impact of benefit reserves and reinsurance recoverables	20	(4)	16
Net unrealized gains (losses) on securities	<u>(264)</u>	<u>53</u>	<u>(211)</u>
Net unrealized gains (losses) on derivatives:			
Reclassification of net (gains) losses on derivatives included in net income ⁽³⁾	(1)	1	—
Net unrealized gains (losses) on derivatives	(1)	1	—
Effect of changes in discount rate assumptions on certain long-duration contracts	194	(41)	153
Effect of changes in instrument-specific credit risk on MRBs	(79)	17	(62)
Defined benefit plans:			
Prior service credits (costs)	(2)	1	(1)
Net gains (losses)	19	(3)	16
Defined benefit plans	<u>17</u>	<u>(2)</u>	<u>15</u>
Foreign currency translation	(37)	—	(37)
Total other comprehensive income (loss)	<u>\$ (170)</u>	<u>\$ 28</u>	<u>\$ (142)</u>

Ameriprise Financial, Inc.
Notes to Consolidated Financial Statements (Continued)

	Year Ended December 31, 2023		
	Pretax	Income Tax Benefit (Expense) (in millions)	Net of Tax
Net unrealized gains (losses) on securities:			
Net unrealized gains (losses) on securities arising during the period ⁽¹⁾	\$ 1,038	\$ (240)	\$ 798
Reclassification of net (gains) losses on securities included in net income ⁽²⁾	29	(6)	23
Impact of benefit reserves and reinsurance recoverables	(24)	5	(19)
Net unrealized gains (losses) on securities	<u>1,043</u>	<u>(241)</u>	<u>802</u>
Net unrealized gains (losses) on derivatives:			
Net unrealized gains (losses) on derivatives arising during the period	3	(1)	2
Reclassification of net (gains) losses on derivatives included in net income ⁽³⁾	(1)	1	—
Net unrealized gains (losses) on derivatives	<u>2</u>	<u>—</u>	<u>2</u>
Effect of changes in discount rate assumptions on certain long-duration contracts	(69)	15	(54)
Effect of changes in instrument-specific credit risk on MRBs	(83)	18	(65)
Defined benefit plans:			
Prior service credits (costs)	(1)	—	(1)
Net gains (losses)	20	(4)	16
Defined benefit plans	<u>19</u>	<u>(4)</u>	<u>15</u>
Foreign currency translation	79	1	80
Total other comprehensive income (loss)	<u>\$ 991</u>	<u>\$ (211)</u>	<u>\$ 780</u>

⁽¹⁾ Includes impairments on Available-for-Sale securities related to factors other than credit that were recognized in OCI during the period.

⁽²⁾ Reclassification amounts are recorded in Net investment income.

⁽³⁾ Includes a \$1 million and \$1 million pretax gain reclassified to Interest and debt expense.

Other comprehensive income (loss) related to net unrealized gains (losses) on securities includes three components: (i) unrealized gains (losses) that arose from changes in the market value of securities that were held during the period; (ii) (gains) losses that were previously unrealized, but have been recognized in current period net income due to sales of Available-for-Sale securities and due to the reclassification of noncredit losses to credit losses; and (iii) other adjustments primarily consisting of changes in insurance and annuity asset and liability balances, such as benefit reserves and reinsurance recoverables, to reflect the expected impact on their carrying values had the unrealized gains (losses) been realized as of the respective balance sheet dates.

Ameriprise Financial, Inc.
Notes to Consolidated Financial Statements (Continued)

The following table presents the changes in the balances of each component of AOCI, net of tax:

	Net Unrealized Gains (Losses) on Securities	Net Unrealized Gains (Losses) on Derivatives	Effect of Changes in Discount Rate Assumptions on Certain Long - Duration Contracts	Effect of Changes in Instrument- Specific Credit Risk on MRBs	Defined Benefit Plans	Foreign Currency Translation	Other	Total
	(in millions)							
Balance at January 1, 2023	\$ (2,043)	\$ 3	\$ (72)	\$ (20)	\$ (75)	\$ (338)	\$ (1)	\$ (2,546)
OCI before reclassifications	779	2	(54)	(65)	14	80	—	756
Amounts reclassified from AOCI	23	—	—	—	1	—	—	24
Total OCI	802	2	(54)	(65)	15	80	—	780
Balance at December 31, 2023	(1,241)	5	(126)	(85)	(60)	(258)	(1)	(1,766)
OCI before reclassifications	(226)	—	153	(62)	15	(37)	—	(157)
Amounts reclassified from AOCI	15	—	—	—	—	—	—	15
Total OCI	(211)	—	153	(62)	15	(37)	—	(142)
Balance at December 31, 2024	(1,452)	5	27	(147)	(45)	(295)	(1)	(1,908)
OCI before reclassifications	946	(9)	(72)	20	14	118	1	1,018
Amounts reclassified from AOCI	(2)	—	—	—	—	—	—	(2)
Total OCI	944	(9)	(72)	20	14	118	1	1,016
Balance at December 31, 2025	\$ (508)	\$ (4)	\$ (45)	\$ (127)	\$ (31)	\$ (177)	\$ —	\$ (892)

For the years ended December 31, 2025, 2024 and 2023, the Company repurchased a total of 5.5 million shares, 4.9 million shares and 5.9 million shares, respectively, of its common stock for an aggregate cost of \$2.8 billion, \$2.2 billion and \$2.0 billion, respectively. On July 24, 2023, the Company's Board of Directors authorized \$3.5 billion for the repurchase of the Company's common stock through September 30, 2025, which was exhausted during the second quarter of 2025. On April 22, 2025, the Company's Board of Directors authorized \$4.5 billion for the repurchase of the Company's common stock through June 30, 2027. As of December 31, 2025, the Company had \$2.6 billion remaining under this share repurchase authorization.

The Company may also reacquire shares of its common stock under its share-based compensation plans related to restricted stock awards and certain option exercises. The holders of restricted shares may elect to surrender a portion of their shares on the vesting date to cover their income tax obligation. These vested restricted shares are reacquired by the Company and the Company's payment of the holders' income tax obligations are recorded as a treasury share purchase.

For the years ended December 31, 2025, 2024 and 2023, the Company reacquired 0.2 million shares, 0.3 million shares and 0.3 million shares, respectively, of its common stock through the surrender of shares upon vesting and paid in the aggregate \$132 million, \$115 million and \$99 million, respectively, related to the holders' income tax obligations on the vesting date. Option holders may elect to net settle their vested awards resulting in the surrender of the number of shares required to cover the strike price and tax obligation of the options exercised. These shares are reacquired by the Company and recorded as treasury shares. For the years ended December 31, 2025, 2024 and 2023, the Company reacquired 0.1 million shares, 0.5 million shares and 0.4 million shares, respectively, of its common stock through the net settlement of options for an aggregate value of \$75 million, \$220 million and \$150 million, respectively.

For the years ended December 31, 2025, 2024 and 2023, the Company reissued 0.7 million, 0.8 million and 0.6 million, respectively, treasury shares for restricted stock award grants, performance share units, and issuance of shares vested under advisor deferred compensation plans.

Ameriprise Financial, Inc.
Notes to Consolidated Financial Statements (Continued)

22. Earnings per Share

The computations of basic and diluted earnings per share were as follows:

	Years Ended December 31,		
	2025	2024	2023
(in millions, except per share amounts)			
Numerator:			
Net income	\$ 3,563	\$ 3,401	\$ 2,556
Denominator:			
Basic: Weighted-average common shares outstanding	96.7	101.0	105.7
Effect of potentially dilutive nonqualified stock options and other share-based awards	1.5	1.9	2.1
Diluted: Weighted-average common shares outstanding	<u>98.2</u>	<u>102.9</u>	<u>107.8</u>
Earnings per share attributable to Ameriprise Financial, Inc. common shareholders:			
Basic	\$ 36.85	\$ 33.67	\$ 24.18
Diluted	\$ 36.28	\$ 33.05	\$ 23.71

The calculation of diluted earnings per share includes the dilutive effect of the assumed exercise or issuance of stock-based awards using the treasury stock method. The calculation excludes the incremental effect of 0.1 million, nil and 0.2 million options for the years ended December 31, 2025, 2024 and 2023, respectively, due to their anti-dilutive effect.

23. Regulatory Requirements

In October 2023, the Federal Reserve Board (“FRB”) issued its final rule establishing a consolidated capital framework termed the “Building Block Approach” (“BBA”) for savings and loan holding companies like Ameriprise Financial that are significantly engaged in insurance activities. The BBA is designed to adjust and aggregate existing legal entity available capital and capital requirements after translating the capital positions, if necessary, into terms of the National Association of Insurance Commissioners (“NAIC”) Risk-Based Capital (“RBC”) framework. The ratio of the amount of available capital to the capital requirement amount is referred to as the BBA ratio and is subject to a 250% minimum, effective January 1, 2024. An additional capital conservation buffer of 150% was effective as of December 31, 2025, for a total capital requirement of at least 400%.

The BBA available capital, BBA capital requirement, and BBA ratio as of December 31, 2025 are as follows:

	(in millions, except percentages)
BBA available capital	\$ 4,144
BBA capital requirement	419
BBA ratio	989 %

Subsidiary regulatory requirements

Restrictions on the transfer of funds exist under regulatory requirements applicable to certain of the Company’s operating subsidiaries.

Insurance subsidiaries

The NAIC defines RBC requirements for insurance companies. The RBC requirements are used by the NAIC and state insurance regulators to identify companies that merit regulatory actions designed to protect policyholders. These requirements apply to the Company’s life insurance companies. The Company’s life insurance companies each met their respective minimum RBC requirements.

The Company’s life insurance companies are required to prepare statutory financial statements in accordance with the accounting practices prescribed or permitted by the insurance departments of their respective states of domicile, which vary materially from GAAP. Prescribed statutory accounting practices include publications of the NAIC, as well as state laws, regulations and general administrative rules. The more significant differences from GAAP include charging policy acquisition costs to expense as incurred, establishing annuity and insurance reserves using different actuarial methods and assumptions, valuing investments on a different basis and excluding certain assets from the balance sheet by charging them directly to surplus, such as a portion of the net deferred income tax assets.

State insurance statutes contain limitations as to the amount of dividends that insurers may make without providing prior notification to state regulators. For RiverSource Life, payments in excess of unassigned surplus, as determined in accordance with accounting practices prescribed by the State of Minnesota, require advance notice to the Minnesota Department of Commerce (“MN DOC”), RiverSource Life’s primary regulator, and are subject to potential disapproval. RiverSource Life’s statutory unassigned deficit was

Ameriprise Financial, Inc.

Notes to Consolidated Financial Statements (Continued)

\$275 million and \$736 million as of December 31, 2025 and 2024, respectively.

In addition, dividends whose fair market value, together with that of other dividends made within the preceding 12 months, exceed the greater of the previous year’s statutory net gain from operations or 10% of the previous year-end statutory capital and surplus are referred to as “extraordinary dividends.” Extraordinary dividends also require advance notice to the MN DOC, and are subject to potential disapproval. Statutory capital and surplus for RiverSource Life was \$2.5 billion and \$2.7 billion as of December 31, 2025 and 2024, respectively.

Statutory net gain from operations and net income are summarized as follows:

	Years Ended December 31,		
	2025	2024	2023
	(in millions)		
RiverSource Life			
Statutory net gain from operations	\$ 1,855	\$ 1,097	\$ 1,331
Statutory net income (loss)	1,101	(91)	845

Government debt securities of \$4 million as of both December 31, 2025 and 2024 held by the Company’s life insurance subsidiaries were on deposit with various states as required by law.

Broker-dealer subsidiaries

The Company’s broker-dealer subsidiaries are subject to the Uniform Net Capital Rule (Rule 15c3-1) under the Securities Exchange Act of 1934. Rule 15c3-1 provides an “alternative net capital requirement” which AEIS and Ameriprise Financial Services, LLC (“AFS”) (significant broker dealers) have elected. Regulations require that minimum net capital, as defined, be equal to the greater of \$250 thousand or 2% of aggregate debit items arising from client balances. Financial Industry Regulatory Authority (“FINRA”) may impose certain restrictions, such as restricting withdrawals of equity capital, if a member firm were to fall below a certain threshold or fail to meet minimum net capital requirements.

The following table presents the net capital position of both AEIS and AFS:

	December 31,	
	2025	2024
	(in millions, except percentages)	
AEIS		
Net capital as a percent of aggregate debit items	9.85 %	9.49 %
Net capital	\$ 173	\$ 141
Less: required net capital	35	30
Excess net capital	<u>\$ 138</u>	<u>\$ 111</u>
AFS		
Net capital	\$ 138	\$ 113
Less: required net capital	—	—
Excess net capital	<u>\$ 138</u>	<u>\$ 113</u>

Bank subsidiary

Ameriprise Bank is subject to regulation by the Office of the Comptroller of the Currency (“OCC”) and the Federal Deposit Insurance Corporation (“FDIC”) in its role as insurer of its deposits. Ameriprise Bank is required to maintain minimum amounts and ratios of Total and Tier 1 capital (as defined in the regulations) to risk-weighted assets (as defined), Tier 1 Capital to average assets (as defined), and under rules defined under the Basel III capital framework, Common equity Tier 1 capital (“CEIT”) to risk-weighted assets. Ameriprise Bank calculates these ratios under the Basel III standardized approach in order to assess compliance with both regulatory requirements and Ameriprise Bank’s internal capital policies. As permitted under the rules of the Basel III capital framework, Ameriprise Bank has elected to exclude AOCI from its calculation of regulatory capital. Ameriprise Bank’s requirements to maintain adequate capital ratios in relation to its risk-weighted asset levels could affect its ability to take capital actions, such as the payment of dividends. As of December 31, 2025, Ameriprise Bank’s capital levels exceeded the capital conservation buffer requirement and was categorized as “well-capitalized.”

Ameriprise Financial, Inc.
Notes to Consolidated Financial Statements (Continued)

To meet requirements for capital adequacy purposes or to be categorized as “well-capitalized,” Ameriprise Bank must maintain minimum CEIT, Tier 1 capital, Total capital and Tier 1 leverage amounts and ratios as set forth in the following table:

Regulatory Capital	Actual		Requirement for capital adequacy purposes		To be well capitalized under regulatory provisions	
	Amount	Ratio	Amount	Ratio	Amount	Ratio
(in millions, except percentages)						
At December 31, 2025						
Common equity Tier 1 capital	\$ 1,821	32.63 %	\$ 251	4.50 %	\$ 363	6.50 %
Tier 1 capital	1,821	32.63	335	6.00	447	8.00
Total capital	1,833	32.83	447	8.00	558	10.00
Tier 1 leverage	1,821	7.32	996	4.00	1,245	5.00
At December 31, 2024						
Common equity Tier 1 capital	\$ 1,763	33.88 %	\$ 234	4.50 %	\$ 338	6.50 %
Tier 1 capital	1,763	33.88	312	6.00	416	8.00
Total capital	1,772	34.06	416	8.00	520	10.00
Tier 1 leverage	1,763	7.35	959	4.00	1,199	5.00

Asset manager subsidiaries

Actual capital and the regulatory capital requirement for TAM UK International Holdings Ltd. and Columbia Threadneedle Investments UK International Ltd. are calculated and reported as a single consolidated group under TAM UK International Holdings Ltd. Required capital for these entities is predominantly based on the requirements specified by its regulator, the Financial Conduct Authority (“FCA”), under its Capital Adequacy Requirements for investment firms. Required capital reflects 110% of the Own Funds Threshold Requirement (“OFTR”) and is determined by the group through its ongoing Internal Capital Adequacy and Risk Assessment (“ICARA”) process.

Actual capital and regulatory required capital determined in accordance with U.K. regulatory legislation are as follows:

	December 31,	
	2025	2024
(in millions)		
Actual capital	\$ 471	\$ 692
Required capital	302	265

Other subsidiaries

Ameriprise Certificate Company (“ACC”) is registered as an investment company under the Investment Company Act of 1940 (the “1940 Act”). ACC markets and sells investment certificates to clients. ACC is subject to various capital requirements under the 1940 Act, laws of the State of Minnesota and understandings with the Securities and Exchange Commission (“SEC”) and the MN DOC. The terms of the investment certificates issued by ACC and the provisions of the 1940 Act also require the maintenance by ACC of qualified assets. Under the provisions of its certificates and the 1940 Act, ACC was required to have qualified assets (as that term is defined in Section 28(b) of the 1940 Act) in the amount of \$8.2 billion and \$11.2 billion as of December 31, 2025 and 2024, respectively. ACC had qualified assets of \$8.7 billion and \$11.9 billion as of December 31, 2025 and 2024, respectively.

Ameriprise Trust Company is subject to capital adequacy requirements under the laws of the State of Minnesota as enforced by the MN DOC.

Ameriprise Financial, Inc.
Notes to Consolidated Financial Statements (Continued)

24. Income Taxes

The components of income tax provision attributable to continuing operations were as follows:

	Years Ended December 31,		
	2025	2024	2023
	(in millions)		
Current income tax			
Federal	\$ 605	\$ 583	\$ 518
State and local	154	137	124
Foreign	25	21	18
Total current income tax	<u>784</u>	<u>741</u>	<u>660</u>
Deferred income tax			
Federal	157	164	45
State and local	(2)	(29)	(14)
Foreign	2	(10)	(13)
Total deferred income tax	<u>157</u>	<u>125</u>	<u>18</u>
Total income tax provision	<u>\$ 941</u>	<u>\$ 866</u>	<u>\$ 678</u>

The geographic sources of pretax income from continuing operations were as follows:

	Years Ended December 31,		
	2025	2024	2023
	(in millions)		
United States	\$ 4,406	\$ 4,221	\$ 3,199
Foreign	98	46	35
Total	<u>\$ 4,504</u>	<u>\$ 4,267</u>	<u>\$ 3,234</u>

The principal reasons that the aggregate income tax provision attributable to continuing operations is different from that computed by using the U.S. statutory rate of 21% were as follows:

	Years Ended December 31,					
	2025		2024		2023	
	Amount	Percentage	Amount	Percentage	Amount	Percentage
	(in millions, except percentages)					
U.S. federal statutory tax rate	\$ 946	21.0%	\$ 896	21.0%	\$ 679	21.0%
State and local income taxes, net of federal income tax effect ⁽¹⁾	103	2.3	85	2.0	87	2.7
Foreign tax effects	6	0.1	1	—	(2)	(0.1)
Effect of cross-border tax laws	2	—	1	—	—	—
Tax credits	(46)	(1.0)	(47)	(1.1)	(61)	(1.9)
Nontaxable or nondeductible items:						
Incentive compensation	(61)	(1.4)	(66)	(1.6)	(47)	(1.5)
Other	(12)	(0.2)	(12)	(0.3)	3	0.1
Changes in unrecognized tax benefits	13	0.3	19	0.5	26	0.8
Other adjustments	(10)	(0.2)	(11)	(0.2)	(7)	(0.1)
Effective tax rate	<u>\$941</u>	<u>20.9%</u>	<u>\$866</u>	<u>20.3%</u>	<u>\$678</u>	<u>21.0%</u>

⁽¹⁾ State taxes in California, Minnesota, New York, Massachusetts and New Jersey made up the majority (greater than 50 percent) of the tax effect in this category for 2025. State taxes in Minnesota, California, New York, Georgia, and Wisconsin made up the majority (greater than 50 percent) of the tax effect in this category for 2024. State taxes in California, Minnesota, New York and New Jersey made up the majority (greater than 50 percent) of the tax effect in this category for 2023.

Ameriprise Financial, Inc.
Notes to Consolidated Financial Statements (Continued)

Deferred income tax assets and liabilities result from temporary differences between the assets and liabilities measured for GAAP reporting versus income tax return purposes. Deferred income tax assets and liabilities are measured at the statutory rate of 21% as of both December 31, 2025 and 2024. The significant components of the Company's deferred income tax assets and liabilities, which are included net within Other assets or Other liabilities, were as follows:

	December 31,	
	2025	2024
	(in millions)	
Deferred income tax assets		
Deferred compensation including corresponding hedges	\$ 715	\$ 655
Insurance and annuity benefits including corresponding hedges	525	802
Investments including net unrealized on Available-for-Sale securities	195	381
Net operating loss and tax credit carryforward	159	221
Other	200	159
Gross deferred income tax assets	<u>1,794</u>	<u>2,218</u>
Less: valuation allowance	65	67
Total deferred income tax assets	<u>1,729</u>	<u>2,151</u>
Deferred income tax liabilities		
Deferred acquisition costs	333	364
Goodwill and intangibles	323	323
Other	153	137
Gross deferred income tax liabilities	<u>809</u>	<u>824</u>
Net deferred income tax assets	<u>\$ 920</u>	<u>\$ 1,327</u>

Included in the Company's deferred income tax assets are tax benefits related to foreign net operating losses of \$50 million, which do not expire, corporate alternative minimum tax ("CAMT") credit carryforwards of \$75 million, which do not expire, and state net operating losses of \$34 million, net of federal benefit, which will expire beginning December 31, 2026. Based on analysis of the Company's tax position as of December 31, 2025, management believes it is more likely than not that the Company will not realize certain state net operating losses of \$29 million, state deferred tax assets of \$2 million (both net of federal benefit), and foreign net operating losses of \$34 million; therefore, a valuation allowance of \$65 million has been established.

A reconciliation of the beginning and ending amount of gross unrecognized tax benefits was as follows:

	2025	2024	2023
	(in millions)		
Balance at January 1	\$ 164	\$ 150	\$ 138
Additions for tax positions related to the current year	19	22	26
Reductions for tax positions related to the current year	(2)	(2)	(3)
Additions for tax positions of prior years	15	23	80
Reductions for tax positions of prior years	(20)	(8)	(85)
Reductions due to lapse of statutes of limitations	(5)	(20)	(5)
Audit settlements	(3)	(1)	(1)
Balance at December 31	<u>\$ 168</u>	<u>\$ 164</u>	<u>\$ 150</u>

If recognized, approximately \$137 million, \$134 million and \$120 million, net of federal tax benefits, of unrecognized tax benefits as of December 31, 2025, 2024 and 2023, respectively, would affect the effective tax rate.

The Company recognizes interest and penalties related to unrecognized tax benefits as a component of the income tax provision. The Company recognized a net increase of \$16 million, \$5 million and \$12 million in interest and penalties for the years ended December 31, 2025, 2024 and 2023, respectively. As of December 31, 2025 and 2024, the Company had a payable of \$55 million and \$31 million, respectively, related to accrued interest and penalties.

The Company or one or more of its subsidiaries files income tax returns in the U.S. federal jurisdiction and various state and foreign jurisdictions. The federal statutes of limitations are closed on years through 2018, except for two issues for 2016 which were claimed on an amended return. During the second quarter of 2025, the Internal Revenue Service ("IRS") finalized the audit of tax years 2019 and 2020, except for one issue for 2020, which remains open. The IRS is currently auditing the Company's U.S. income tax returns for 2021 through 2023. The Company's state income tax returns are currently under examination by various jurisdictions for years ranging from 2018 through 2023.

Ameriprise Financial, Inc.**Notes to Consolidated Financial Statements (Continued)**

The Company is an applicable corporation required to compute CAMT, however, as of December 31, 2025, based on current estimates, the Company does not expect to be liable for CAMT in 2025. This estimate is based on interpretations and assumptions of available guidance, including proposed regulations and notices, that the Company has made regarding the CAMT provisions of the Inflation Reduction Act of 2022.

In December 2021, the Organization for Economic Co-operation and Development published the Pillar Two model rules which introduce new taxing mechanisms aimed at ensuring multinational enterprises pay a minimum level of tax on profits from each jurisdiction in which they operate. As of December 31, 2025, the tax impact was not material to the consolidated financial statements. The Company continues to monitor the adoption and implementation of these rules and evaluate the potential impact on its consolidated financial statements.

The legislation commonly referred to as the One Big Beautiful Bill Act (“OBBBA”) was enacted on July 4, 2025. The corporate tax law changes resulting from the OBBBA did not have a material impact to the Company’s consolidated financial statements for the year ended December 31, 2025 and, based on current guidance, the Company does not expect to record any material impacts in the future.

Income taxes paid were as follows:

	2025	2024	2023
	(in millions)		
Income taxes paid, net	\$ 885	\$ 496	\$ 1,036
Federal	716	366	885
State and local	146	117	129
Foreign	23	13	22

25. Retirement Plans and Profit Sharing Arrangements**Defined Benefit Plans***Pension Plans and Other Postretirement Benefits*

The Company’s U.S. non-advisor employees who were hired prior to April of 2019 are generally eligible for the Ameriprise Financial Retirement Plan (the “Retirement Plan”), a noncontributory defined benefit plan which is a qualified plan under the Employee Retirement Income Security Act of 1974, as amended (“ERISA”). However, effective April 2020, the Company no longer enrolls new employees in the Retirement Plan. Funding of costs for the Retirement Plan complies with the applicable minimum funding requirements specified by ERISA and is held in a trust. The Retirement Plan is a cash balance plan by which the employees’ accrued benefits are based on notional account balances, which are maintained for each individual. Each pay period these balances are credited with an amount equal to a percentage of eligible compensation as defined by the Retirement Plan (which includes, but is not limited to, base pay, performance based incentive pay, commissions, shift differential and overtime). The percentage ranges from 2.5% to 10% depending on several factors including years of service as of April 2020 and will no longer increase with more years of service. Employees’ balances are also credited with a fixed rate of interest that is updated each January 1 and is based on the average of the daily five-year U.S. Treasury Note yields for the previous October 1 through November 30, with a minimum crediting rate of 5% and maximum crediting rate of 10%. Employees are fully vested after 3 years of service or upon retirement at or after age 65, disability or death while employed. Employees have the option to receive annuity payments or a lump sum payout of vested balance after termination or retirement.

In addition, the Company sponsors the Ameriprise Financial Supplemental Retirement Plan (the “SRP”), an unfunded non-qualified deferred compensation plan subject to Section 409A of the Internal Revenue Code. This plan is for certain highly compensated employees to replace the benefit that cannot be provided by the Retirement Plan due to IRS limits. The SRP generally parallels the Retirement Plan but offers different payment options.

The Company also sponsors unfunded defined benefit postretirement plans that provide health care and life insurance to retired U.S. employees. On December 31, 2016, the access to retiree health care coverage was closed to all active employees who had previously met the qualification requirements. Instead, only existing retirees, as of January 1, 2017, qualifying for the plan and electing coverage will be provided a fixed amount to subsidize health care insurance purchased through other providers. Net periodic postretirement benefit costs were not material for the years ended December 31, 2025, 2024 and 2023.

Most employees outside the U.S. are covered by local retirement plans, some of which are funded, while other employees receive payments at the time of retirement or termination under applicable labor laws or agreements. All plans are closed to new participants. The plans provide benefits calculated using salary data of the participants. The plans are based on final salary payments and benefits are adjusted in line with plan rules (e.g. in line with price inflation in the U.K.) once in payment during retirement. The level of benefits provided depends on the member’s length of service and pensionable salary at retirement date or date of termination if earlier.

Ameriprise Financial, Inc.
Notes to Consolidated Financial Statements (Continued)

All components of the net periodic benefit cost are recorded in General and administrative expense and were as follows:

	Years Ended December 31,		
	2025	2024	2023
	(in millions)		
Service cost	\$ 25	\$ 28	\$ 29
Interest cost	67	66	65
Expected return on plan assets	(83)	(79)	(76)
Amortization of prior service credits	(1)	(1)	(1)
Amortization of net loss	1	—	—
Other	1	1	3
Net periodic benefit cost	<u>\$ 10</u>	<u>\$ 15</u>	<u>\$ 20</u>

The prior service costs are amortized on a straight-line basis over the average remaining service period of active participants. Actuarial gains and losses in excess of 10% of the greater of the projected benefit obligation or the market-related value of assets are amortized on a straight-line basis over the expected average remaining service period of active participants.

The following table provides a reconciliation of changes in the benefit obligation:

	Pension Plans		Other Postretirement Plans	
	2025	2024	2025	2024
	(in millions)			
Benefit obligation at January 1	\$ 1,265	\$ 1,355	\$ 11	\$ 11
Service cost	25	28	—	—
Interest cost	67	66	1	1
Benefits paid	(27)	(28)	(1)	(1)
Actuarial (gain) loss	21	(79)	—	—
Acquisition (divestiture)	19	(18)	—	—
Settlements	(48)	(50)	—	—
Foreign currency rate changes	29	(9)	—	—
Benefit obligation at December 31	<u>\$ 1,351</u>	<u>\$ 1,265</u>	<u>\$ 11</u>	<u>\$ 11</u>

The actuarial (gain) loss for pension plans was primarily due to changes in the discount rate assumption as of both December 31, 2025 and 2024.

The following table provides a reconciliation of changes in the fair value of assets:

	Pension Plans	
	2025	2024
	(in millions)	
Fair value of plan assets, January 1	\$ 1,253	\$ 1,292
Actual return on plan assets	120	17
Employer contributions	39	50
Benefits paid	(27)	(28)
Acquisition (divestiture)	19	(18)
Settlements	(48)	(50)
Foreign currency rate changes	36	(10)
Fair value of plan assets, December 31	<u>\$ 1,392</u>	<u>\$ 1,253</u>

The Company complies with the minimum funding requirements in all countries. The following table provides the amounts recognized in the Consolidated Balance Sheets as of December 31, which equal the funded status of the plans:

	Pension Plans		Other Postretirement Plans	
	2025	2024	2025	2024
	(in millions)			
Benefit liability	\$ (147)	\$ (139)	\$ (11)	\$ (11)
Benefit asset	188	127	—	—
Net amount recognized	<u>\$ 41</u>	<u>\$ (12)</u>	<u>\$ (11)</u>	<u>\$ (11)</u>

Ameriprise Financial, Inc.**Notes to Consolidated Financial Statements (Continued)**

The accumulated benefit obligation for all pension plans as of December 31, 2025 and 2024 was \$1.3 billion and \$1.2 billion, respectively. The following table provides information for pension plans with benefit obligations in excess of plan assets:

	December 31,	
	2025	2024
(in millions)		
Pension plans with accumulated benefit obligations in excess of plan assets		
Accumulated benefit obligation	\$ 166	\$ 158
Fair value of plan assets	27	27
Pension plans with projected benefit obligations in excess of plan assets		
Projected benefit obligation	\$ 174	\$ 166
Fair value of plan assets	27	27

The weighted average assumptions used to determine benefit obligations were as follows:

	Pension Plans		Other Postretirement Plans	
	2025	2024	2025	2024
Discount rates	5.39 %	5.57 %	4.80 %	5.38 %
Rates of increase in compensation levels	3.59	3.64	N/A	N/A
Interest crediting rates for cash balance plans	5.00	5.00	N/A	N/A

N/A Not Applicable

The weighted average assumptions used to determine net periodic benefit cost of pension plans were as follows:

	2025	2024	2023
Discount rates	5.57 %	4.98 %	5.30 %
Rates of increase in compensation levels	3.64	3.64	3.72
Expected long-term rates of return on assets	6.34	5.90	6.04
Interest crediting rates for cash balance plans	5.00	5.00	5.00

In developing the expected long-term rate of return on assets, management evaluated input from an external consulting firm, including their projection of asset class return expectations and long-term inflation assumptions. The Company also considered historical returns on the plans' assets. Discount rates are based on yields available on high-quality corporate bonds that would generate cash flows necessary to pay the benefits when due.

The Company's pension plans' assets are invested in an aggregate diversified portfolio to minimize the impact of any adverse or unexpected results from a security class on the entire portfolio. Diversification is interpreted to include diversification by asset type, performance and risk characteristics and number of investments. When appropriate and consistent with the objectives of the plans, derivative instruments may be used to mitigate risk or provide further diversification, subject to the investment policies of the plans. Asset classes and ranges considered appropriate for investment of the plans' assets are determined by each plan's investment committee. The target allocations are 70% equity securities, 20% debt securities and 10% all other types of investments, except for the assets in pooled pension funds and certain collective funds described below, and additional voluntary contribution assets outside the U.S. which are allocated at the discretion of the individual and will be converted at retirement into the defined benefit pension plan. Actual allocations will generally be within 5% of these targets. In addition, assets in pooled pension funds and certain collective funds reflect allocations between growth and liability matching portfolios and may shift based on manager discretion. These funds invest primarily in debt securities, equity securities, and certain derivatives, either directly or through other collective funds. As of December 31, 2025 and 2024, there were no significant holdings of any single issuer and the exposure to derivative instruments was not significant.

Ameriprise Financial, Inc.
Notes to Consolidated Financial Statements (Continued)

The following tables present the Company's pension plans assets measured at fair value on a recurring basis:

Asset Category	December 31, 2025			
	Level 1	Level 2	Level 3	Total
	(in millions)			
Equity securities:				
U.S. small cap stocks	\$ 36	\$ 5	\$ —	\$ 41
Registered investment companies	28	—	—	28
Insurance contracts	—	—	21	21
Cash equivalents at NAV				4 ⁽¹⁾
Collective investment funds at NAV				1,230 ⁽¹⁾
Real estate investment trusts at NAV				22 ⁽¹⁾
Hedge funds at NAV				46 ⁽¹⁾
Total	\$ 64	\$ 5	\$ 21	\$ 1,392

Asset Category	December 31, 2024			
	Level 1	Level 2	Level 3	Total
	(in millions)			
Equity securities:				
U.S. small cap stocks	\$ 46	\$ 6	\$ —	\$ 52
Registered investment companies	69	—	—	69
Insurance contracts	—	—	21	21
Cash equivalents at NAV				7 ⁽¹⁾
Collective investment funds at NAV				1,057 ⁽¹⁾
Real estate investment trusts at NAV				20 ⁽¹⁾
Hedge funds at NAV				27 ⁽¹⁾
Total	\$ 115	\$ 6	\$ 21	\$ 1,253

⁽¹⁾ Amounts are comprised of certain investments that are measured at fair value using the NAV per share (or its equivalent) as a practical expedient and have not been classified in the fair value hierarchy.

Equity securities are managed to track the performance of common market indices for both U.S. and non-U.S. securities, primarily across large cap, small cap and emerging market asset classes. Cash equivalents consist of holdings in a money market fund that seeks to equal the return of the three month U.S. Treasury bill. Collective investment funds include equity and debt securities. Real estate funds are managed to track the performance of a broad population of investment grade non-agricultural income producing properties. The Company's investments in hedge funds include investments in a multi-strategy fund and an off-shore fund managed to track the performance of broad fund of fund indices. Pooled pension funds are managed to track a specific benchmark based on the investment objectives of the fund.

The fair value of equity securities classified as Level 1 use quoted prices in active markets and the fair value of equity securities classified as Level 2 is determined based on a market approach using observable inputs. The fair value of the registered investment companies' mutual funds is determined by the NAV which represents the exit price. These funds are classified as Level 1 as they are traded in active markets and quoted prices are available. Insurance contracts support certain non-U.S plans and are classified as Level 3.

The following table presents the amounts recognized in AOCI, net of tax, as of December 31, 2025 but not recognized as components of net periodic benefit cost:

	Other	
	Pension Plans	Postretirement Plans
	(in millions)	
Unrecognized actuarial gain (loss)	\$ (33)	\$ 1

See Note 21 for a rollforward of AOCI related to the Company's defined benefit plans.

Ameriprise Financial, Inc.
Notes to Consolidated Financial Statements (Continued)

The Company's pension plans expect to make benefit payments to retirees as follows:

	Pension Plans	Other Postretirement Plans
	(in millions)	
2026	\$ 86	\$ 2
2027	95	1
2028	95	1
2029	103	1
2030	95	1
2031-2035	531	4

The Company expects to contribute \$22 million and nil to its pension plans and other postretirement plans, respectively, in 2026.

Defined Contribution Plans

The Company's U.S. employees are generally eligible to participate in the Ameriprise Financial 401(k) Plan (the "401(k) Plan"). The 401(k) Plan allows eligible employees to make contributions through payroll deductions up to IRS limits and invest their contributions in one or more of the 401(k) Plan investment options, which include the Ameriprise Financial Stock Fund. The Company provides a dollar for dollar match up to the first 5% of eligible compensation an employee contributes on a pretax and/or Roth 401(k) basis for each annual period. Effective April 2020, employees not eligible to participate in the Retirement Plan will receive a 2% company contribution to their 401(k) Plan once they become eligible for contributions.

Under the 401(k) Plan, employees become eligible for contributions under the plan during the pay period they reach 60 days of service. Match contributions are fully vested after five years of service, vesting ratably over the first five years of service, or upon retirement at or after age 65, disability or death while employed. The Company's defined contribution plan expense was \$69 million, \$66 million and \$67 million for the years ended December 31, 2025, 2024 and 2023, respectively.

Employees outside the U.S. who are not covered by the 401(k) may be covered by local defined contribution plans which are subject to applicable laws and rules of the country where the plan is administered. The Company's expense related to defined contribution plans outside the U.S. was \$15 million, \$16 million and \$16 million for the years ended December 31, 2025, 2024 and 2023, respectively.

26. Commitments and Contingencies

Commitments

The following table presents the Company's funding commitments as of December 31:

	2025	2024
	(in millions)	
Commercial mortgage loans	\$ 32	\$ 58
Property funds	1	63
Private funds	7	—
Pledged asset lines of credit	3,258	2,399
Home equity lines of credit	24	—
Total funding commitments	<u>\$ 3,322</u>	<u>\$ 2,520</u>

Contingencies

The Company and its subsidiaries are involved, in the normal course of business, in legal proceedings, which include regulatory inquiries, arbitration and litigation (including class actions), concerning matters arising in connection with the conduct of its activities as a diversified financial services firm. These include proceedings specific to the Company as well as proceedings generally applicable to business practices in the industries in which it operates. The Company can also be subject to legal proceedings arising out of its general business activities, such as its investments, contracts, leases and employment relationships. Uncertain economic conditions, heightened and sustained volatility in the financial markets and significant financial reform legislation may increase the likelihood that clients and other persons or regulators may present or threaten legal claims or that regulators increase the scope or frequency of examinations of the Company or the financial services industry generally.

As with other financial services firms, the level of regulatory activity concerning the Company's businesses remains elevated. From time to time, the Company receives requests for information from, and/or has been subject to examination or claims by the SEC, the Financial Industry Regulatory Authority, the OCC, the FDIC, the U.K. Financial Conduct Authority, the Federal Reserve Board, state insurance and securities regulators, state attorneys general and various other domestic and foreign governmental and quasi-governmental authorities on behalf of themselves or clients concerning the Company's business activities and practices, and the practices of the Company's financial advisors. The Company is cooperating with the applicable regulators.

Ameriprise Financial, Inc.**Notes to Consolidated Financial Statements (Continued)**

The Company typically has numerous pending matters that include information requests, exams, inquiries or disputes regarding certain subjects, including from time to time: sales and distribution of, and disclosure practices related to, mutual and other pooled funds, exchange traded funds, private funds, segregated accounts, annuities, equity and fixed income securities, real estate investment trusts, insurance products, banking products, brokerage offerings, including money settlement options, and financial advice offerings, including managed accounts; wholesaler activity; supervision of the Company's financial advisors and other associated persons; administration of insurance and annuity claims; security of client information; trading activity and the Company's monitoring and supervision of such activity; recordkeeping requirements; and transaction monitoring systems and controls.

These pending matters are subject to uncertainties and, as such, it is inherently difficult to determine whether any loss is probable or even reasonably possible, or to reasonably estimate the amount of any loss that may result from such matters. The Company cannot predict with certainty if, how, or when any such proceedings will be initiated or resolved. Matters frequently need to be more developed before a potential loss or range of loss can be reasonably estimated for any matter. An adverse outcome in any matter could result in an adverse judgment, a settlement, fine, penalty, or other sanction, and may lead to further claims, examinations, adverse publicity or reputational damage, each of which could have a material adverse effect on the Company's consolidated results of operations, financial condition, or liquidity.

In accordance with applicable accounting standards, the Company establishes an accrued liability for contingent litigation and regulatory matters when those matters present loss contingencies that are both probable and can be reasonably estimated. The Company discloses the nature of the contingency when management believes there is at least a reasonable possibility that the outcome may be material to the Company's consolidated financial statements and, where feasible, an estimate of the possible loss. In such cases, there still may be an exposure to loss in excess of any amounts reasonably estimated and accrued. When a loss contingency is not both probable and reasonably estimable, the Company does not establish an accrued liability, but continues to monitor, in conjunction with any outside counsel handling a matter, further developments that would make such loss contingency both probable and reasonably estimable. Once the Company establishes an accrued liability with respect to a loss contingency, the Company continues to monitor the matter for further developments that could affect the amount of the accrued liability that has been previously established, and any appropriate adjustments are made each quarter.

Guaranty Fund Assessments

RiverSource Life and RiverSource Life of NY are required by law to be a member of the guaranty fund association in every state where they are licensed to do business. In the event of insolvency of one or more unaffiliated insurance companies, the Company could be adversely affected by the requirement to pay assessments to the guaranty fund associations. The Company projects its cost of future guaranty fund assessments based on estimates of insurance company insolvencies provided by the National Organization of Life and Health Insurance Guaranty Associations and the amount of its premiums written relative to the industry-wide premium in each state. The Company accrues the estimated cost of future guaranty fund assessments when it is considered probable that an assessment will be imposed, the event obligating the Company to pay the assessment has occurred and the amount of the assessment can be reasonably estimated.

The Company has a liability for estimated guaranty fund assessments and a related premium tax asset. As of December 31, 2025 and 2024, the estimated liability was \$13 million and \$11 million, respectively. As of December 31, 2025 and 2024, the related premium tax asset was \$11 million and \$9 million, respectively. The expected period over which guaranty fund assessments will be made and the related tax credits recovered is not known.

27. Related Party Transactions

The Company may engage in transactions in the ordinary course of business with significant shareholders or their subsidiaries, between the Company and its directors and officers or with other companies whose directors or officers may also serve as directors or officers for the Company or its subsidiaries. The Company carries out these transactions on customary terms.

The Company's executive officers and directors may have transactions with the Company or its subsidiaries involving financial products and insurance services. All obligations arising from these transactions are in the ordinary course of the Company's business and are on the same terms in effect for comparable transactions with the general public. Such obligations involve normal risks of collection and do not have features or terms that are unfavorable to the Company or its subsidiaries.

These transactions have not had a material impact on the Company's consolidated results of operations or financial condition.

28. Segment Information

The Company's four reporting segments are Advice & Wealth Management, Asset Management, Retirement & Protection Solutions and Corporate & Other.

The accounting policies of the segments are the same as those of the Company, except for operating adjustments defined below, the method of capital allocation, the accounting for gains (losses) from intercompany revenues and expenses and not providing for income taxes on a segment basis.

Ameriprise Financial, Inc.**Notes to Consolidated Financial Statements (Continued)**

The largest source of intersegment revenues and expenses is retail distribution services, where segments are charged transfer pricing rates that approximate arm's length market prices for distribution through the Advice & Wealth Management segment. The Advice & Wealth Management segment provides distribution services for affiliated and non-affiliated products and services. The Asset Management segment provides investment management services for the Company's owned assets and client assets, and accordingly charges investment and advisory management fees to the other segments. All intersegment activity is eliminated in the Company's consolidated results.

All costs related to shared services are allocated to the segments based on a rate times volume or fixed basis.

The Advice & Wealth Management segment provides financial planning and advice, as well as full-service brokerage services, primarily to retail clients through the Company's advisors. These services are centered on long-term, personal relationships between the Company's advisors and its clients and focus on helping clients achieve their financial goals. The Company's advisors provide a distinctive, holistic approach to financial planning and have access to a broad selection of both affiliated and non-affiliated products to help clients meet their financial needs and goals. Banking, lending, and cash management solutions help clients establish financial flexibility while planning for both short- and long-term needs. A significant portion of revenues in this segment are fee-based and driven by the level of client assets, which is impacted by both market movements and net asset flows. The Company also earns net investment income on owned assets primarily from certificate and banking products. This segment earns revenues (distribution fees) for distributing non-affiliated products and intersegment revenues for distributing the Company's affiliated products and services provided to its retail clients. Intersegment expenses for this segment include expenses for investment management services provided by the Asset Management segment.

The Asset Management segment provides investment management, advice and products to retail, high net worth and institutional clients on a global scale through the Columbia Threadneedle Investments® brand, which represents the combined capabilities, resources and reach of Columbia Management Investment Advisers, LLC ("Columbia Management") and Threadneedle. Columbia Management primarily provides products and services in the U.S., and Threadneedle primarily provides products and services internationally. The Company offers U.S. retail clients a range of products through both unaffiliated third-party financial institutions and the Advice & Wealth Management segment. The Company provides institutional products and services through its institutional sales force. Retail products for non-U.S. investors are primarily distributed through third-party financial institutions and unaffiliated financial advisors. Retail products include U.S. mutual funds and their non-U.S. equivalents, exchange-traded funds and variable product funds underlying insurance and annuity separate accounts. Institutional asset management services are designed to meet specific client objectives and may involve a range of products, including those that focus on traditional asset classes, separately managed accounts, individually managed accounts, CLOs, hedge fund or alternative strategies, collective funds and property and infrastructure funds. CLOs, hedge fund or alternative strategies and certain private funds are often classified as alternative assets. Revenues in this segment are primarily earned as fees based on managed asset balances, which are impacted by market movements, net asset flows, asset allocation and product mix. The Company may also earn performance fees from certain accounts where investment performance meets or exceeds certain pre-identified targets. The Asset Management segment also provides intercompany asset management services for Ameriprise Financial subsidiaries. The fees for these services are reflected within the Asset Management segment results through intersegment transfer pricing. Intersegment expenses for this segment include distribution expenses for services provided by the Advice & Wealth Management and Retirement & Protection Solutions segments.

The Retirement & Protection Solutions segment includes Retirement Solutions (variable annuities and payout annuities) and Protection Solutions (life and DI insurance). Retirement Solutions provides variable annuity products of RiverSource Life companies to individual clients. The Company provides variable annuity products through its advisors. Revenues for the Company's variable annuity products are primarily earned as fees based on a contractholder's benefit base, contract value, or separate account value, which is impacted by both market movements and net asset flows. The Company also earns net investment income on general account assets supporting reserves for non-life contingent payout annuities, structured variable annuities, certain guaranteed benefits and fixed investment options offered with variable annuities and on capital supporting the business. Revenues for the Company's life contingent payout annuities are earned as premium revenue. Protection Solutions offers a variety of products to address the protection and risk management needs of the Company's retail clients including life and DI insurance. Life and DI insurance products are primarily provided through the Company's advisors and these policies are issued through its RiverSource Life companies. The primary sources of revenues for Protection Solutions are premiums, fees and charges that the Company receives to assume insurance-related risk. The Company earns net investment income on owned assets supporting insurance reserves and capital supporting the business. The Company also receives fees based on the level of the RiverSource Life companies' separate account assets supporting VUL investment options. Intersegment revenues for this segment reflect fees paid by the Asset Management segment for marketing support and other services provided in connection with the availability of variable insurance trust funds under variable annuity contracts and VUL contracts. Intersegment expenses for this segment include distribution expenses for services provided by the Advice & Wealth Management segment, as well as expenses for investment management services provided by the Asset Management segment.

The Corporate & Other segment consists of net investment income or loss on corporate level assets, including excess capital held in the Company's subsidiaries and other unallocated equity and other revenues as well as unallocated corporate expenses. The Corporate & Other segment also includes the results of the Company's closed blocks of long term care insurance and fixed annuity and fixed indexed annuity business. The Corporate & Other segment also includes revenues and expenses of consolidated investment entities,

Ameriprise Financial, Inc.
Notes to Consolidated Financial Statements (Continued)

which are excluded on an operating basis. Revenues for the Company's fixed deferred annuity products are primarily earned as net investment income on the RiverSource Life companies' general account assets supporting fixed account balances, with profitability significantly impacted by the spread between net investment income earned and interest credited on the fixed account balances.

Management uses segment adjusted operating measures in goal setting, as a basis for determining employee compensation and in evaluating performance on a basis comparable to that used by some securities analysts and investors. Consistent with GAAP accounting guidance for segment reporting, adjusted operating earnings is the Company's measure of segment performance. Adjusted operating earnings should not be viewed as a substitute for GAAP pretax income. The Company believes the presentation of segment adjusted operating earnings, as the Company measures it for management purposes, enhances the understanding of its business by reflecting the underlying performance of its core operations and facilitating a more meaningful trend analysis. As its chief operating decision maker ("CODM"), the Company's Chairman and Chief Executive Officer utilizes these segment adjusted operating measures to allocate resources and assess performance.

Adjusted operating earnings is defined as adjusted operating net revenues less adjusted operating expenses. Adjusted operating net revenues and adjusted operating expenses exclude net realized investment gains or losses (net of reinsurance accrual); the market impact on non-traditional long-duration products (including variable and fixed deferred annuity contracts and UL insurance contracts), net of hedges and reinsurance accrual; mean reversion related impacts (the impact on VUL products for the difference between assumed and updated separate account investment performance on the reinsurance accrual and additional insurance benefit reserves); the market impact of hedges to offset interest rate and currency changes on unrealized gains or losses for certain investments; block transfer reinsurance transaction impacts; gain or loss on disposal of a business that is not considered discontinued operations; integration and restructuring charges; income (loss) from discontinued operations; and the impact of consolidating CIEs. The market impact on non-traditional long-duration products includes changes in market risk benefits and embedded derivative values caused by changes in financial market conditions, net of changes in economic hedge values and unhedged items including the difference between assumed and actual underlying separate account investment performance, fixed income credit exposures, transaction costs and certain policyholder contract elections. The market impact also includes certain valuation adjustments made in accordance with FASB Accounting Standards Codification 820, *Fair Value Measurements and Disclosures*, including the impact on embedded derivative values of discounting projected benefits to reflect a current estimate of the RiverSource Life companies' nonperformance spread.

The following tables summarize selected financial information by segment and reconcile segment totals to those reported on the consolidated financial statements:

	December 31,	
	2025	2024
	(in millions)	
Advice & Wealth Management	\$ 40,038	\$ 41,514
Asset Management	6,723	7,350
Retirement & Protection Solutions	127,778	116,609
Corporate & Other	16,365	15,930
Total assets	<u>\$ 190,904</u>	<u>\$ 181,403</u>

	Years Ended December 31,		
	2025	2024	2023
	(in millions)		
Adjusted operating net revenues:			
Advice & Wealth Management	\$ 11,741	\$ 10,780	\$ 9,418
Asset Management	3,621	3,515	3,278
Retirement & Protection Solutions	3,955	3,773	3,476
Corporate & Other	427	454	533
Elimination of segment revenues ⁽¹⁾	(1,451)	(1,443)	(1,318)
Total segment adjusted operating net revenues	<u>18,293</u>	<u>17,079</u>	<u>15,387</u>
Adjustments:			
Net realized investment gains (losses)	(8)	(21)	(32)
Market impact on non-traditional long-duration products	12	3	2
Revenue attributable to consolidated investment entities	183	203	178
Total net revenues per consolidated statements of operations	<u>\$ 18,480</u>	<u>\$ 17,264</u>	<u>\$ 15,535</u>

⁽¹⁾ Represents the elimination of intersegment revenues recognized for the years ended December 31, 2025, 2024 and 2023 in each segment as follows: Advice & Wealth Management (\$936, \$935 and \$847, respectively); Asset Management (\$103, \$96 and \$79, respectively); Retirement & Protection Solutions (\$443, \$441 and \$411, respectively); and Corporate & Other (\$31, \$(29) and \$(19), respectively).

Ameriprise Financial, Inc.
Notes to Consolidated Financial Statements (Continued)

	Years Ended December 31,		
	2025	2024	2023
	(in millions)		
Adjusted operating earnings:			
Advice & Wealth Management	\$ 3,411	\$ 3,233	\$ 2,851
Asset Management	1,016	920	720
Retirement & Protection Solutions	846	726	685
Corporate & Other	(396)	(443)	(320)
Total segment adjusted operating earnings	<u>4,877</u>	<u>4,436</u>	<u>3,936</u>
Adjustments:			
Net realized investment gains (losses)	(8)	(21)	(32)
Market impact on non-traditional long-duration products	(366)	(153)	(608)
Mean reversion related impacts	1	1	—
Integration/restructuring charges	—	—	(62)
Net income (loss) attributable to consolidated investment entities	—	4	—
Pretax income per consolidated statements of operations	<u>\$ 4,504</u>	<u>\$ 4,267</u>	<u>\$ 3,234</u>

Adjusted operating earnings includes the following significant expense categories:

	Year Ended December 31, 2025			
	Advice & Wealth Management	Asset Management	Retirement & Protection Solutions	Corporate & Other
	(in millions)			
Expenses:				
Distribution expenses	\$ 6,513	\$ 1,005	\$ 520	\$ (11)
Interest credited to fixed accounts	—	—	373	202
Benefits, claims, losses and settlement expenses	—	—	913	215
Remeasurement (gains) losses of future policy benefit reserves	—	—	(24)	34
Change in fair value of market risk benefits	—	—	726	—
Amortization of deferred acquisition costs	—	7	229	6
Interest and debt expense	55	12	40	105
General and administrative expense	1,762	1,581	332	272
Total expenses	<u>\$ 8,330</u>	<u>\$ 2,605</u>	<u>\$ 3,109</u>	<u>\$ 823</u>

Ameriprise Financial, Inc.
Notes to Consolidated Financial Statements (Continued)

	Year Ended December 31, 2024			
	Advice & Wealth Management	Asset Management	Retirement & Protection Solutions	Corporate & Other
	(in millions)			
Expenses:				
Distribution expenses	\$ 5,823	\$ 989	\$ 515	\$ (10)
Interest credited to fixed accounts	—	—	367	216
Benefits, claims, losses and settlement expenses	—	—	927	217
Remeasurement (gains) losses of future policy benefit reserves	—	—	(36)	(8)
Change in fair value of market risk benefits	—	—	684	—
Amortization of deferred acquisition costs	—	7	227	8
Interest and debt expense	38	7	45	108
General and administrative expense	1,686	1,592	318	366
Total expenses	\$ 7,547	\$ 2,595	\$ 3,047	\$ 897

	Year Ended December 31, 2023			
	Advice & Wealth Management	Asset Management	Retirement & Protection Solutions	Corporate & Other
	(in millions)			
Expenses:				
Distribution expenses	\$ 4,888	\$ 925	\$ 464	\$ (10)
Interest credited to fixed accounts	—	—	369	234
Benefits, claims, losses and settlement expenses	—	—	744	236
Remeasurement (gains) losses of future policy benefit reserves	—	—	(19)	(1)
Change in fair value of market risk benefits	—	—	628	—
Amortization of deferred acquisition costs	—	6	229	11
Interest and debt expense	27	7	51	97
General and administrative expense	1,652	1,620	325	286
Total expenses	\$ 6,567	\$ 2,558	\$ 2,791	\$ 853

Ameriprise Financial, Inc.**Item 9. Changes in and Disagreements with Accountants on Accounting and Financial Disclosure**

None.

Item 9A. Controls and Procedures**Disclosure Controls and Procedures**

We maintain disclosure controls and procedures (as defined in Rules 13a-15(e) and 15d-15(e) of the Securities Exchange Act of 1934, as amended (the “Exchange Act”) designed to provide reasonable assurance that the information required to be reported in the Exchange Act filings is recorded, processed, summarized and reported within the time periods specified in and pursuant to U.S. Securities and Exchange Commission (“SEC”) regulations, including controls and procedures designed to ensure that this information is accumulated and communicated to our management, including our principal executive officer and principal financial officer, as appropriate, to allow timely decisions regarding the required disclosure. It should be noted that, because of inherent limitations, our Company’s disclosure controls and procedures, however well designed and operated, can provide only reasonable, and not absolute, assurance that the objectives of the disclosure controls and procedures are met.

Our management, under the supervision and with the participation of our principal executive officer and principal financial officer, evaluated the effectiveness of the disclosure controls and procedures as of the end of the period covered by this report. Based upon that evaluation, our principal chief executive officer and principal financial officer have concluded that our disclosure controls and procedures were effective at a reasonable level of assurance as of December 31, 2025.

Changes in Internal Control over Financial Reporting

There have not been any changes in our internal control over financial reporting (as such term is defined in Rules 13a-15(f) and 15d-15(f) under the Exchange Act) during the fourth fiscal quarter of the year to which this report relates that have materially affected, or are reasonably likely to materially affect, our internal control over financial reporting.

Management’s Report on Internal Control Over Financial Reporting

Our management is responsible for establishing and maintaining adequate internal control over financial reporting for the Company.

The Company’s internal control over financial reporting is a process designed by, or under the supervision of, the Company’s principal executive and principal financial officers and effected by the Company’s Board of Directors, management and other personnel to provide reasonable assurance regarding the reliability of financial reporting and the preparation of financial statements for external purposes in accordance with generally accepted accounting principles in the United States of America, and includes those policies and procedures that:

- Pertain to the maintenance of records that, in reasonable detail, accurately and fairly reflect the transactions and dispositions of the assets of the Company;
- Provide reasonable assurance that transactions are recorded as necessary to permit preparation of financial statements in accordance with generally accepted accounting principles, and that receipts and expenditures of the Company are being made only in accordance with authorizations of management and directors of the Company; and
- Provide reasonable assurance regarding prevention or timely detection of unauthorized acquisition, use or disposition of the Company’s assets that could have a material effect on the financial statements.

Because of its inherent limitations, internal control over financial reporting may not prevent or detect misstatements. Also, projections of any evaluation of effectiveness to future periods are subject to the risk that controls may become inadequate because of changes in conditions, or that the degree of compliance with the policies or procedures may deteriorate.

The Company’s management, with the participation of our principal executive officer and principal financial officer, assessed the effectiveness of the Company’s internal control over financial reporting as of December 31, 2025. In making this assessment, the Company’s management used the criteria set forth in *Internal Control — Integrated Framework (2013)* issued by the Committee of Sponsoring Organizations of the Treadway Commission.

Based on management’s assessment and those criteria, we conclude that, as of December 31, 2025, the Company’s internal control over financial reporting is effective.

PricewaterhouseCoopers LLP, the Company’s independent registered public accounting firm, has issued an audit report on the effectiveness of the Company’s internal control over financial reporting as of December 31, 2025.

Item 9B. Other Information**Rule 10b5-1 and Non-Rule 10b5-1 Trading Arrangements**

During the three months ended December 31, 2025, no director or officer of the Company adopted, modified or terminated a “Rule 10b5-1 trading arrangement” or “non-Rule 10b5-1 trading arrangement,” as each term is defined in Item 408(a) of Regulation S-K.

Item 9C. Disclosure Regarding Foreign Jurisdictions that Prevent Inspections

None.

PART III.**Item 10. Directors, Executive Officers and Corporate Governance**

The following portions of the Proxy Statement are incorporated herein by reference:

- information included under the caption “Corporate Governance-Item 1-Election of the Eight Director Nominees Named Below”;
- information included under the caption “Information About the Annual Meeting and Voting-Requirements and Deadlines for Submission of Shareholder Proposals or Nomination of Directors for the 2027 Annual Meeting”;
- information under the caption “Corporate Governance-Corporate Governance Documents and Policies-Codes of Conduct”;
- information under the caption “Corporate Governance-Corporate Governance Documents and Policies-Insider Trading Policies”;
- information under the caption “Corporate Governance-Corporate Governance Documents and Policies-Hedging Policy”;
- information under the caption “Corporate Governance-Year-Round Review of Board Composition and Succession”;
- information included under the caption “Corporate Governance-Committees of the Board”;
- information included under the caption “Corporate Governance-Committees of the Board-Board Committee Responsibilities - Audit and Risk Committee”;
- information included under the caption “Corporate Governance-Committees of the Board-Board Committee Responsibilities - Audit and Risk Committee - Audit Committee Financial Experts”; and
- information under the caption “Delinquent Section 16(a) Reports”.

EXECUTIVE LEADERSHIP TEAM

Set forth below is a list of the members of our Executive Leadership Team as of the date this Annual Report on Form 10-K has been filed with the SEC. Also included in this list is Dawn M. Brockman, our principal accounting officer. Each such person’s age is indicated by the number in parentheses next to his or her name.

Each individual with an asterisk next to his or her name has been designated as an “executive officer” for purposes of the Exchange Act. None of the below individuals have any family relationship with any other member of the Executive Leadership Team or our principal accounting officer, and none of such individuals became a member of the Executive Leadership Team pursuant to any arrangement or understanding with any other person. Each executive officer has been elected to serve until the next annual election of officers or until his or her successor is elected and qualified.

***James M. Cracchiolo-Chairman and Chief Executive Officer, Ameriprise Financial**

Mr. Cracchiolo (67) has been our Chairman and Chief Executive Officer since September 2005 when the Company completed its spinoff from American Express. Prior to his current role, Mr. Cracchiolo held a number of senior-level positions at American Express, including group president of American Express Global Financial Services (2000 - 2005); CEO and president of American Express Financial Corporation (AEFC) (2000 - 2005) and chairman of AEFC (2001 - 2005); chairman of American Express Bank Ltd. (2000 - 2005); president and CEO of Travel Related Services International (TRS) (1998 - 2000); president of Global Network Services (1997 -1998); senior vice president of TRS Quality, Global Reengineering (1993 - 1997); and executive vice president and chief financial officer of Shearson Lehman Brothers (then a unit of American Express) (1990 - 1993). In addition, Mr. Cracchiolo previously served on the boards of directors of the American Council of Life Insurers, the Financial Services Roundtable and on the board of advisors to the March of Dimes Foundation.

***Walter S. Berman-Executive Vice President and Chief Financial Officer**

Mr. Berman (83) has been our Executive Vice President and Chief Financial Officer since September 2005. Prior to that, Mr. Berman served as Executive Vice President and Chief Financial Officer of AEFC, a position he held since January 2003. From April 2001 to January 2004, Mr. Berman served as Corporate Treasurer of American Express.

Kelli A. Hunter Petruzillo-Executive Vice President of Human Resources

Ms. Hunter Petruzillo (64) has been our Executive Vice President of Human Resources since September 2005. Prior to that, Ms. Hunter Petruzillo served as Executive Vice President of Human Resources of AEFC since joining our company in June 2005. Prior to joining AEFC, Ms. Hunter Petruzillo was Senior Vice President-Global Human Capital for Crown Castle International Corporation in Houston, Texas. Prior to that, she held a variety of senior level positions in human resources for Software Spectrum, Inc., Mary Kay, Inc., as well as Morgan Stanley Inc. and Bankers Trust New York Corporation.

***Dawn M. Brockman-Senior Vice President and Corporate Controller (Principal Accounting Officer)**

Ms. Brockman (53) has been our Senior Vice President and Controller since September 2022, and previously was Interim Controller from July 2022 until September 2022. Prior to that, Ms. Brockman served as Vice President Finance - Controllershship since November 2019 until July 2022 and the Vice President Finance - Advice & Wealth Management from October 2013 to November 2019. Ms. Brockman joined Ameriprise in 1994.

Ameriprise Financial, Inc.**Deirdre D. McGraw-Executive Vice President-Marketing, Communications and Community Relations**

Ms. McGraw (55) has been our Executive Vice President-Marketing, Communications and Community Relations since May 2014. Previously, Ms. McGraw served as Executive Vice President, Corporate Communications and Community Relations since February 2010. Prior to that, Ms. McGraw served as Senior Vice President-Corporate Communications and Community Relations since February 2007 and as Vice President-Corporate Communications since May 2006. Prior thereto, Ms. McGraw served as Vice President-Business Planning and Communications for the Group President, Global Financial Services at American Express.

***Gerard Smyth-Executive Vice President and Chief Information Officer**

Mr. Smyth (64) has been our Chief Information Officer since August 2020. Prior to that date, Mr. Smyth served as Executive Vice President-Technology for Ameriprise's AWM Business since August 2013. Prior to joining Ameriprise in 2002, he held senior delivery and architectural roles with American Express, the Australian Stock Exchange and Qantas Airways. He has a bachelor's degree in electronics engineering from Imperial College London and an MBA from the University of Sydney.

***Heather J. Melloh-Executive Vice President and General Counsel**

Ms. Melloh (54) has been our Executive Vice President - General Counsel since June 2022. Ms. Melloh previously served as Senior Vice President & Assistant General Counsel since January 2020 to June 2022. From January 2017 until January 2020, Ms. Melloh was Vice President & Lead Chief Counsel. Ms. Melloh joined Ameriprise in 2005 and had previously been a partner at the law firm of Dorsey & Whitney, LLP in Minneapolis. She is active as a leader in many industry groups.

Patrick H. O'Connell-Executive Vice President, Ameriprise Advisor Group & Ameriprise Financial Institutions Group

Mr. O'Connell (56) has been our Executive Vice President of the Ameriprise Advisor Group since February 2013. He assumed additional responsibility for the Ameriprise Financial Institutions Group in 2017 following the Company's purchase of Investment Professionals, Inc. (IPI). In 2022, Mr. O'Connell began to also oversee Experienced Advisor Recruiting for the Company. Prior to 2013, he was Senior Vice President for the employee advisor business in the eastern half of the United States and held a variety of senior leadership positions within the Company. Mr. O'Connell earned his M.B.A. and B.S. from Widener University and is a *Certified Financial Planner*[®] professional.

***Joseph E. Sweeney-President-Advice & Wealth Management, Products and Service Delivery**

Mr. Sweeney (64) has been our President-Advice & Wealth Management, Products and Service Delivery since June 2012. Prior to that time, Mr. Sweeney served as President-Advice & Wealth Management, Products and Services since May 2009 and as President-Financial Planning, Products and Services since 2005. Prior to that, Mr. Sweeney served as Senior Vice President and General Manager of Banking, Brokerage and Managed Products of AEFC since April 2002. Prior thereto, he served as Senior Vice President and Head, Business Transformation, Global Financial Services of American Express from March 2001 until April 2002. Mr. Sweeney is on the board of directors of the Securities Industry and Financial Markets Association and the American Securities Association. Mr. Sweeney has decided to retire from the Company on April 3, 2026.

William J. (Bill) Williams-Executive Vice President, Ameriprise Franchise Group

Mr. Williams (58) has been our Executive Vice President, Ameriprise Franchise Group since February 2013. Mr. Williams joined Ameriprise in 1989 as an advisor. Mr. Williams has held a number of management roles within Ameriprise before assuming his current position. Mr. Williams is a graduate of Bentley University with a B.A. in Finance.

***Gumer Alvero-President-Insurance & Annuities**

Mr. Alvero (58) has been our President - Insurance and Annuities since February 2022. Mr. Alvero previously served as Executive Vice President and General Manager -Insurance and Annuities from April 2021 to February 2022 and Executive Vice President and General Manager - Annuities from April 2010 to April 2021. Mr. Alvero joined Ameriprise in 1989. He earned a B.S. in business from the University of Minnesota.

*** William Davies-Executive Vice President and Global Chief Investment Officer**

Mr. Davies (62) has been our Executive Vice President and Global Chief Investment Officer since February 2022. Mr. Davies previously served as Global Head of Equities from July 2017 until February 2022. Mr. Davies joined Threadneedle Asset Management Limited at its inception in 1994 and previously held roles as head of EMEA equities, head of global equities and head of European equities. He has been a member of the investment community since 1985 and earned a B.A. in economics from Exeter University.

David Logan-Head of EMEA and Global Business Operations, Columbia Threadneedle Investments

Mr. Logan (56) has been our Head of EMEA and Global Business Operations for Columbia Threadneedle Investments since November 2023. Prior to that time, Mr. Logan had served as Global Chief Operating Officer at Columbia Threadneedle Investments since November 2021. Prior to that, Mr. Logan served as Head of Distribution from 2016 to 2021 and as Chief Operating Officer, EMEA from 2014 to 2016 for BMO Global Asset Management. He has worked in the financial services industry since 1994 and earned a B.A. in accounting and economics and is a member of the Institute of Chartered Accountants in Scotland.

Ameriprise Financial, Inc.

***William F. (Ted) Truscott-CEO-Global Asset Management**

Mr. Truscott (65) has been our CEO - Global Asset Management since September 2012. Prior to that time, Mr. Truscott had served as CEO - U.S. Asset Management and President, Annuities since May 2010, as President - U.S. Asset Management, Annuities and Chief Investment Officer since February 2008 and as President - U.S. Asset Management and Chief Investment Officer since September 2005. Prior to that, Mr. Truscott served as Senior Vice President and Chief Investment Officer of AEFC, a position he held since he joined the Company in September 2001.

CORPORATE GOVERNANCE

We have adopted a set of Corporate Governance Principles and Categorical Standards of Director Independence which, together with the charters of the three standing committees of the Board of Directors (Audit and Risk; Compensation and Benefits; and Nominating and Governance) and our Code of Conduct (which constitutes the Company’s code of ethics), provide the framework for the governance of our company. A complete copy of our Corporate Governance Guidelines and Categorical Standards of Director Independence, the charters of each of the Board committees, the Code of Conduct (which applies not only to our Chief Executive Officer, Chief Financial Officer and Controller, but also to all other employees of our company) and the Code of Business Conduct for the Members of the Board of Directors may be found by clicking the “Corporate Governance” link found on our Investor Relations website at ir.ameriprise.com. You may also access our Investor Relations website through our main website at ameriprise.com by clicking on the “Investor Relations” link, which is located at the bottom of the page. (Information from such sites is not incorporated by reference into this report.) You may also obtain free copies of these materials by writing to our Corporate Secretary at our principal executive offices.

Item 11. Executive Compensation

The following portions of the Proxy Statement are incorporated herein by reference:

- information under the caption “Corporate Governance-Committees of the Board-Board Committee Responsibilities - Compensation and Benefits Committee-Compensation Committee Interlocks and Insider Participation”;
- information included under the caption “Report of the Compensation and Benefits Committee”;
- information included under the captions “Compensation Discussion and Analysis” and “Compensation Tables” (other than under the heading “Pay Versus Performance”), and
- information included under the caption “Compensation of Directors.”

Item 12. Security Ownership of Certain Beneficial Owners and Management and Related Stockholder Matters

Equity Compensation Plan Information

	(a)	(b)	(c)
Plan category	Number of securities to be issued upon exercise of outstanding options, warrants and rights	Weighted-average exercise price of outstanding options, warrants and rights	Number of securities remaining available for future issuance under equity compensation plans (excluding securities reflected in column (a)) – shares
Equity compensation plans approved by security holders	2,469,848 ⁽¹⁾	\$ 237.73	11,652,264
Equity compensation plans not approved by security holders	2,565,369 ⁽²⁾	—	1,113,503 ⁽³⁾
Total	5,035,217	\$ 237.73	12,765,767

⁽¹⁾ Includes 1,045,059 share units subject to vesting per the terms of the applicable plan which could result in the issuance of common stock. As the terms of these share based awards do not provide for an exercise price, they have been excluded from the weighted average exercise price in column B. The maximum number of PSUs that could be earned under outstanding PSU grants is reflected but will not necessarily be earned subject to performance conditions.

⁽²⁾ Includes 2,565,369 share units subject to vesting per the terms of the applicable plans which could result in the issuance of common stock. For additional information on the Company’s equity compensation plans see Note 20 — Share-Based Compensation to our Consolidated Financial Statements in Part II, Item 8 of this Annual Report on Form 10-K. The non-shareholder approved plans consist of the Ameriprise Advisor Group Deferred Compensation Plan and the Ameriprise Financial Franchise Advisor Deferred Compensation Plan.

⁽³⁾ Consists of 448,963 shares of common stock issuable under the Ameriprise Advisor Group Deferred Compensation Plan, and 664,540 shares of common stock issuable under the Ameriprise Financial Franchise Advisor Deferred Compensation Plan.

Descriptions of our equity compensation plans can be found in Note 20 to our Consolidated Financial Statements included in Part II, Item 8 of this Annual Report on Form 10-K. Information concerning the market for our common shares and our shareholders can be found in Part II, Item 5 of this Annual Report on Form 10-K. The information included under the caption “Ownership of Our Common Shares” in the Proxy Statement is incorporated herein by reference.

Ameriprise Financial, Inc.

Item 13. Certain Relationships and Related Transactions, and Director Independence

The information under the captions “Corporate Governance-Director Experience and Qualifications-Board Independence,” “Corporate Governance-Director Experience and Qualifications-Board Independence Committee Independence” and “Certain Transactions” in the Proxy Statement is incorporated herein by reference.

Item 14. Principal Accountant Fees and Services

The information set forth under the heading “Item 3-Ratification of the Appointment of our Independent Registered Public Accounting Firm”, “-Independent Registered Public Accounting Firm Fees”; “-Services to Associated Organizations”; and “-Policy on Pre-Approval of Services Provided by Independent Registered Public Accounting Firm,” in the Proxy Statement is incorporated herein by reference.

PART IV.

Item 15. Exhibits and Financial Statement Schedules

(a) 1. Financial Statements:

The information required herein has been provided in Item 8, which is incorporated herein by reference.

2. Financial schedules required to be filed by Item 8 of this form, and by Item 15(b):
Schedule I-Condensed Financial Information of Registrant (Parent Company Only)

Condensed Statements of Operations – December 31, 2025, 2024 and 2023	166
Condensed Balance Sheets - December 31, 2025 and 2024	167
Condensed Statements of Cash Flows – December 31, 2025, 2024 and 2023	168
Notes to Condensed Financial Information of Registrant	169

All other financial schedules are not required under the related instructions, or are inapplicable and therefore have been omitted.

3. Exhibits:

Pursuant to the rules and regulations of the Securities and Exchange Commission, we have filed certain agreements as exhibits to this Annual Report on Form 10-K. These agreements may contain representations and warranties by the parties. These representations and warranties have been made solely for the benefit of the other party or parties to such agreements and (i) may have been qualified by disclosures made to such other party or parties, (ii) were made only as of the date of such agreements or such other date(s) as may be specified in such agreements and are subject to more recent developments, which may not be fully reflected in our public disclosure, (iii) may reflect the allocation of risk among the parties to such agreements and (iv) may apply materiality standards different from what may be viewed as material to investors. Accordingly, these representations and warranties may not describe our actual state of affairs at the date hereof and should not be relied upon.

The following exhibits are filed as part of this Annual Report on Form 10-K. The exhibit numbers followed by an asterisk (*) indicate exhibits electronically filed herewith. All other exhibit numbers indicate exhibits previously filed and are hereby incorporated herein by reference.

Exhibit	Description
3.1	Amended Restated Certificate of Incorporation of Ameriprise Financial, Inc. (incorporated by reference to Exhibit 3.1 to the Current Report on Form 8-K, File No. 1-32525, filed on May 1, 2014).
3.2	Certificate of Amendment to the Amended and Restated Certificate of Incorporation, as amended (incorporated by reference to Exhibit 3.1 to the Current Report on Form 8-K, File No. 1-32525, filed on April 26, 2024).
3.3	Amended and Restated Bylaws of Ameriprise Financial, Inc. (incorporated by reference to Exhibit 3.3 to the Annual Report on Form 10-K, File No. 1-32525, filed on February 20, 2025).
4.1	Description of Securities (incorporated by reference to Exhibit 4.1 to the Annual Report on Form 10-K, File No. 1-32525 filed on February 26, 2020).
4.2	Form of Specimen Common Stock Certificate (incorporated by reference to Exhibit 4.1 to Amendment No. 3 to Form 10 Registration Statement, File No. 1-32525, filed on August 19, 2005). Other instruments defining the rights of holders of long-term debt securities of the registrant are omitted pursuant to Section (b)(4)(iii)(A) of Item 601 of Regulation S-K. The registrant agrees to furnish copies of these instruments to the SEC upon request.
4.3	Indenture dated as of October 5, 2005, between Ameriprise Financial, Inc. and U.S. Bank National Association, trustee (incorporated by reference to Exhibit 4(a) to the Registration Statement on Form S-3, File No. 333-128834, filed on October 5, 2005).
4.4	Indenture dated as of May 5, 2006, between Ameriprise Financial, Inc. and U.S. Bank National Association, trustee (incorporated by reference to Exhibit 4.A to the Registration Statement on Form S-3ASR, File No. 333-133860, filed on May 5, 2006).
4.5	Junior Subordinated Debt Indenture, dated as of May 5, 2006, between Ameriprise Financial, Inc. and U.S. Bank National Association, trustee (incorporated by reference to Exhibit 4.C to the Registration Statement on Form S-3ASR, File No. 333-133860, filed on May 5, 2006).
4.6	Subordinated Debt Indenture, dated as of May 5, 2006, between Ameriprise Financial, Inc. and U.S. Bank National Association, trustee (incorporated by reference to Exhibit 4.B to the Registration Statement on Form S-3ASR, File No. 333-133860, filed on May 5, 2006).

Ameriprise Financial, Inc.

Exhibit	Description
10.1	Amendment to Amend and Restate Credit Agreement as the Fifth Amended and Restated Credit Agreement, dated as of November 25, 2024, among Ameriprise Financial, Inc., as Borrower, the lenders party thereto, Wells Fargo Bank, National Association as Administrative Agent, Swingline Lender and Issuing Lender, Bank of America, N.A. and Citibank, N.A. as Co-Syndication Agents, and Barclays Bank PLC, Goldman Sachs Bank USA, JPMorgan Chase Bank, N.A. and U.S. Bank National Association as Co-Documentation Agents, and Wells Fargo Securities, LLC, BofA Securities, Inc. and CitiGroup Global Markets Inc. as Joint Lead Arrangers and Joint Bookrunners (incorporated by reference to Exhibit 10.1 to the Current Report on Form 8-K, File No. 1-32525, filed on November 26, 2024).
10.2 †	Ameriprise Financial 2005 Incentive Compensation Plan, as amended and restated effective April 30, 2014 (incorporated by reference to Exhibit B to the Proxy Statement for the Annual Meeting of Shareholders held on April 30, 2014, File No. 001-32525, filed on March 17, 2014).
10.3 †	Ameriprise Financial 2005 Incentive Compensation Plan, as amended and restated (for awards made after April 26, 2023) (incorporated by reference to Exhibit 10.1 to the Current Report on Form 8-K File No. 1-32525, filed on April 28, 2023).
10.4 †	Ameriprise Financial Deferred Compensation Plan, as amended and restated effective January 1, 2012 (incorporated by reference to Exhibit 10.3 of the Annual Report on Form 10-K, File No. 1-32525, filed on February 24, 2012).
10.5 †	Ameriprise Financial Supplemental Retirement Plan, as amended and restated effective October 3, 2017 (incorporated by reference to Exhibit 10.4 of the Annual Report on Form 10-K, File No. 1-32525, filed on February 23, 2018).
10.6 †	Ameriprise Financial Form of Award Certificate — Non-Qualified Stock Option Award (incorporated by reference to Exhibit 10.4 to the Current Report on Form 8-K, File No. 1-32525, filed on October 4, 2005).
10.7 †	Ameriprise Financial Form of Award Certificate — Restricted Stock Award (incorporated by reference to Exhibit 10.5 to the Current Report on Form 8-K, File No. 1-32525, filed on October 4, 2005).
10.8 †	Ameriprise Financial Form of Award Certificate — Restricted Stock Unit Award (incorporated by reference to Exhibit 10.6 to the Current Report on Form 8-K, File No. 1-32525, filed on October 4, 2005).
10.9 *†	Ameriprise Financial, Inc. 2026 Global Long-Term Incentive Award Program Guide
10.10 *†	Senior Executive 2026 Global Long-Term Incentive Award Program Guide
10.11 *†	Ameriprise Financial, Inc. Performance Cash Unit Supplement to the 2026 Global Long-Term Incentive Award Program Guide
10.12 †	Ameriprise Financial Form of Award Certificate — Performance Cash Unit Plan Award (incorporated by reference to Exhibit 10.12 of the Annual Report on Form 10-K File No. 1-32525, filed on February 25, 2016).
10.13 †	Ameriprise Financial, Inc Performance Share Unit Supplement to the Global Long-Term Incentive Award Program Guide (incorporated by reference to Exhibit 10.12 to the Annual Report on Form 10-K, File No. 1-32525, filed on February 20, 2025).
10.14 †	Ameriprise Financial Form of Award Certificate — Performance Share Unit Plan Award (incorporated by reference to Exhibit 10.14 of the Annual Report on Form 10-K File No. 1-32525, filed on February 25, 2016).
10.15 †	Ameriprise Financial Deferred Share Plan for Outside Directors, as amended and restated effective December 3, 2014 (incorporated by reference to Exhibit 10.15 of the Annual Report on Form 10-K File No. 1-32525, filed on February 24, 2015).
10.16 †	CEO Security and Compensation Arrangements (incorporated by reference to Item 1.01 of the Current Report on Form 8-K, File No. 1-32525, filed on October 31, 2005).
10.17 †	Ameriprise Financial Senior Executive Severance Plan, as amended and restated effective January 1, 2012 (incorporated by reference to Exhibit 10.17 of the Annual Report on Form 10-K, File No. 1-32525, filed on February 24, 2012).
10.18 †	First Amendment to the Ameriprise Financial Senior Executive Severance Plan (incorporated by reference to Exhibit 10.40 to the Annual Report on Form 10-K, File No. 1-32525, filed on February 22, 2024).
10.19 †	Form of Indemnification Agreement for directors, Chief Executive Officer, Chief Financial Officer and Principal Accounting Officer and any other officers designated by the Chief Executive Officer (incorporated by reference to Exhibit 10.1 to the Current Report on Form 8-K, File No. 1-32525, filed on April 26, 2012).
10.20 †	Ameriprise Financial Global Annual Incentive Award Plan, as amended and restated as of January 1, 2025 (incorporated by reference to Exhibit 10.19 to the Annual Report on Form 10-K, File No. 1-32525, filed on February 20, 2025).
10.21 †	Threadneedle Deferral Plan (as amended and restated effective January 1, 2025) (incorporated by reference to Exhibit 10.20 to the Annual Report on Form 10-K, File No. 1-32525, filed on February 20, 2025).
10.22 †	Deferred Stock Unit Award Certificate - Threadneedle Deferral Plan (incorporated by reference to Exhibit 10.26 of the Annual Report on Form 10-K File No. 1-32525, filed on February 25, 2022).
10.23 †	Form of Deferred Stock Unit Award - Threadneedle Deferral Plan (incorporated by reference to Exhibit 10.27 of the Annual Report on Form 10-K File No. 1-32525, filed on February 25, 2022).
10.24 †	Severance Plan for William Davies (incorporated by reference to Exhibit 10.1 of the Quarterly Report on Form 10-Q File No. 1-32525, filed on May 2, 2023).

Ameriprise Financial, Inc.

Exhibit	Description
10.25 †	Deferred Stock Unit Award Certificate - Threadneedle Deferral Plan (for grants after April 26, 2023) (incorporated by reference to Exhibit 10.2 of the Quarterly Report on Form 10-Q File No. 1-32525, filed on August 8, 2023).
10.26 †	Deferred Stock Option Award Certificate - Threadneedle Deferral Plan (for grants after April 26, 2023) (incorporated by reference to Exhibit 10.3 of the Quarterly Report on Form 10-Q File No. 1-32525, filed on August 8, 2023).
10.27 †	Form of Deferred Stock Option Award - Threadneedle Deferral Plan (incorporated by reference to Exhibit 10.4 of the Quarterly Report on Form 10-Q File No. 1-32525, filed on August 8, 2023).
10.28 †	Threadneedle Deferral Plan Deferred Stock Unit and Deferred Stock Option Programme Guide (incorporated by reference to Exhibit 10.27 to the Annual Report on Form 10-K, File No. 1-32525, filed on February 20, 2025).
10.29 †	Ameriprise Financial Form of Award Certificate - EMEA Performance Share Unit Plan Award (incorporated by reference to Exhibit 10.8 of the Quarterly Report on Form 10-Q File No. 1-32525, filed on August 8, 2023).
10.30 †	Ameriprise Financial Form of Award Certificate - EMEA Performance Share Unit Plan Award (for grants after April 26, 2023) (incorporated by reference to Exhibit 10.33 to the Annual Report on Form 10-K, File No. 1-32525, filed on February 22, 2024).
10.31 †	Ameriprise Financial Form of Award Certificate - Performance Cash Unit Award (for grants after April 26, 2023) (incorporated by reference to Exhibit 10.34 to the Annual Report on Form 10-K, File No. 1-32525, filed on February 22, 2024).
10.32 †	Ameriprise Financial Form of Award Certificate - Performance Share Unit Award (for grants after April 26, 2023) (incorporated by reference to Exhibit 10.35 to the Annual Report on Form 10-K, File No. 1-32525, filed on February 22, 2024).
10.33 †	Ameriprise Financial Form of Award Certificate - Restricted Stock Award (for grants after April 26, 2023) (incorporated by reference to Exhibit 10.36 to the Annual Report on Form 10-K, File No. 1-32525, filed on February 22, 2024).
10.34 †	Ameriprise Financial Form of Award Certificate - Restricted Stock Unit Award (for grants after April 26, 2023) (incorporated by reference to Exhibit 10.37 to the Annual Report on Form 10-K, File No. 1-32525, filed on February 22, 2024).
10.35 †	Ameriprise Financial Form of Award Certificate - Non-Qualified Stock Option Award (for grants after April 26, 2023) (incorporated by reference to Exhibit 10.38 to the Annual Report on Form 10-K, File No. 1-32525, filed on February 22, 2024).
10.36 †	Ameriprise Financial Form of Award Certificate - Performance Cash Unit Award (for grants after January 1, 2025) (incorporated by reference to Exhibit 10.35 to the Annual Report on Form 10-K, File No. 1-32525, filed on February 20, 2025).
10.37 †	Ameriprise Financial Form of Award Certificate - Performance Share Unit Award (for grants after January 1, 2025) (incorporated by reference to Exhibit 10.36 to the Annual Report on Form 10-K, File No. 1-32525, filed on February 20, 2025).
10.38 †	Ameriprise Financial Form of Award Certificate - Restricted Stock Unit Award (for grants after January 1, 2025) (incorporated by reference to Exhibit 10.37 to the Annual Report on Form 10-K, File No. 1-32525, filed on February 20, 2025).
10.39 †	Ameriprise Financial Form of Award Certificate - Non-Qualified Stock Option Award (for grants after January 1, 2025) (incorporated by reference to Exhibit 10.38 to the Annual Report on Form 10-K, File No. 1-32525, filed on February 20, 2025).
10.40 *†	Ameriprise Financial Form of Award Certificate - Performance Cash Unit Award (for grants after January 1, 2026)
10.41 *†	Ameriprise Financial Form of Award Certificate - Performance Share Unit Award Certificate (for grants after January 1, 2026)
10.42 *†	Ameriprise Financial Form of Award Certificate - Restricted Stock Unit Award Certificate (for grants after January 1, 2026)
10.43 *†	Ameriprise Financial Form of Award Certificate - Non-Qualified Stock Option Award Certificate (for grants after January 1, 2026)
10.44 †	Deferred Stock Unit Award Certificate - Threadneedle Deferral Plan (for grants after January 1, 2025) (incorporated by reference to Exhibit 10.39 to the Annual Report on Form 10-K, File No. 1-32525, filed on February 20, 2025).
10.45 †	Deferred Stock Option Award Certificate - Threadneedle Deferral Plan (for grants after January 1, 2025) (incorporated by reference to Exhibit 10.40 to the Annual Report on Form 10-K, File No. 1-32525, filed on February 20, 2025).
13 *	Portions of the Ameriprise Financial, Inc. 2025 Annual Report to Shareholders, which are furnished solely for the information of the SEC and are not to be deemed “filed.”
19.1	Securities Trading Policy for Directors, Section 16 Officers and Executive Leadership Team (incorporated by reference to Exhibit 19.1 to the Annual Report on Form 10-K, file No. 1-32525, filed on February 20, 2025).
19.2	Enterprise Securities Trading Policies (incorporated by reference to Exhibit 19.2 to the Annual Report on Form 10-K, file No. 1-32525, filed on February 20, 2025).
21 *	Subsidiaries of Ameriprise Financial, Inc.

Ameriprise Financial, Inc.

Exhibit	Description
23*	Consent of PricewaterhouseCoopers LLP, Independent Registered Public Accounting Firm.
24*	Powers of attorney
31.1*	Certification of James M. Cracchiolo pursuant to Rule 13a-14(a) promulgated under the Securities Exchange Act of 1934, as amended.
31.2*	Certification of Walter S. Berman pursuant to Rule 13a-14(a) promulgated under the Securities Exchange Act of 1934, as amended.
32*	Certification of James M. Cracchiolo and Walter S. Berman pursuant to 18 U.S.C. Section 1350, as adopted pursuant to Section 906 of the Sarbanes-Oxley Act of 2002.
97	Ameriprise Financial, Inc. Policy for the Recovery of Erroneously Awarded Compensation (incorporated by reference to Exhibit 97 to the Annual Report on Form 10-K File No. 1-32525, filed on February 22, 2024).
101	The following materials from Ameriprise Financial, Inc.'s Annual Report on Form 10-K for the year ended December 31, 2025 are formatted in iXBRL (Inline eXtensible Business Reporting Language): (i) Consolidated Statements of Operations for the years ended December 31, 2025, 2024 and 2023; (ii) Consolidated Statements of Comprehensive Income for the years ended December 31, 2025, 2024 and 2023; (iii) Consolidated Balance Sheets at December 31, 2025 and 2024; (iv) Consolidated Statements of Equity for the years ended December 31, 2025, 2024 and 2023; (v) Consolidated Statements of Cash Flows for the years ended December 31, 2025, 2024 and 2023; and (vi) Notes to the Consolidated Financial Statements.
104	The cover page from Ameriprise Financial, Inc.'s Annual Report on Form 10-K for the year ended December 31, 2025 is formatted in iXBRL and contained in Exhibit 101.

* Filed electronically herewith.

† Management contract or compensation plan or arrangement

Item 16. Form 10-K Summary

None.

Ameriprise Financial, Inc.

Signatures

Pursuant to the requirements of Section 13 or 15(d) of the Securities Exchange Act of 1934, the registrant has duly caused this report to be signed on its behalf by the undersigned, thereunto duly authorized.

AMERIPRISE FINANCIAL, INC.

Registrant

Date: February 19, 2026 By /s/ Walter S. Berman
Walter S. Berman
Executive Vice President and Chief Financial Officer

Pursuant to the requirements of the Securities Exchange Act of 1934, this report has been signed below by the following persons on behalf of the registrant and in the capacity and on the dates indicated.

Date: February 19, 2026 By /s/ James M. Cracchiolo
James M. Cracchiolo
Chairman and Chief Executive Officer
(Principal Executive Officer and Director)

Date: February 19, 2026 By /s/ Walter S. Berman
Walter S. Berman
Executive Vice President and Chief Financial Officer
(Principal Financial Officer)

Date: February 19, 2026 By /s/ Dawn M. Brockman
Dawn M. Brockman
Senior Vice President and Controller
(Principal Accounting Officer)

Date: February 19, 2026 By /s/ Dianne Neal Blixt*
Dianne Neal Blixt
Director

Date: February 19, 2026 By /s/ Glynis Bryan*
Glynis Bryan
Director

Date: February 19, 2026 By /s/ Amy DiGeso*
Amy DiGeso
Director

Date: February 19, 2026 By /s/ Liane J. Pelletier*
Liane J. Pelletier
Director

Date: February 19, 2026 By /s/ Robert F. Sharpe, Jr.*
Robert F. Sharpe, Jr.
Director

Date: February 19, 2026 By /s/ Brian T. Shea*
Brian T. Shea
Director

Ameriprise Financial, Inc.

Date: February 19, 2026

By /s/ W. Edward Walter III*
W. Edward Walter III
Director

Date: February 19, 2026

By /s/ Christopher J. Williams*
Christopher J. Williams
Director

*By /s/ Walter S. Berman
Walter S. Berman
Executive Vice President and Chief Financial Officer

*Walter S. Berman, by signing his name hereto on the 19th day of February, 2026 does hereby sign this document pursuant to powers of attorney duly executed by the Directors named, filed with the Securities and Exchange Commission on behalf of such Directors as Exhibit 24 to this Form 10-K, all in the capacities and on the date stated, such persons being the majority of the Directors of the Registrant.

[Index](#)

Ameriprise Financial, Inc.

Schedule I - Condensed Financial Information of Registrant
(Parent Company Only)

<u>Condensed Statements of Operations - Years ended December 31, 2025, 2024 and 2023</u>	<u>166</u>
<u>Condensed Balance Sheets - December 31, 2025 and 2024</u>	<u>167</u>
<u>Condensed Statements of Cash Flows - Years ended December 31, 2025, 2024 and 2023</u>	<u>168</u>
<u>Notes to Condensed Financial Information of Registrant</u>	<u>169</u>

Ameriprise Financial, Inc.
Schedule I — Condensed Financial Information of Registrant
Condensed Statements of Operations
(Parent Company Only)

	Years Ended December 31,		
	2025	2024	2023
	(in millions)		
Revenues			
Net investment income	\$ 78	\$ 94	\$ 77
Other revenues	8	11	5
Total revenues	86	105	82
Banking and deposit interest expense	34	35	35
Total net revenues	52	70	47
Expenses			
Distribution expenses	59	61	46
Interest and debt expense	150	144	138
General and administrative expense	253	328	306
Total expenses	462	533	490
Pretax loss before equity in earnings of subsidiaries	(410)	(463)	(443)
Income tax provision	205	182	142
Loss before equity in earnings of subsidiaries	(615)	(645)	(585)
Equity in earnings of subsidiaries, net of tax	4,178	4,046	3,141
Net income	3,563	3,401	2,556
Other comprehensive income (loss), net of tax	1,016	(142)	780
Total comprehensive income (loss)	\$ 4,579	\$ 3,259	\$ 3,336

See Notes to Condensed Financial Information of Registrant.

Ameriprise Financial, Inc.
Schedule I — Condensed Financial Information of Registrant
Condensed Balance Sheets
(Parent Company Only)

	December 31,	
	2025	2024
	(in millions, except share amounts)	
Assets		
Cash and cash equivalents	\$ 961	\$ 844
Investments	963	921
Loans to subsidiaries	348	343
Due from subsidiaries	340	273
Receivables	20	26
Land, buildings, equipment, and software, net of accumulated depreciation of \$707 and \$779, respectively	301	303
Investments in subsidiaries	8,024	6,910
Other assets	1,766	1,605
Total assets	\$ 12,723	\$ 11,225
Liabilities and Equity		
Liabilities:		
Accounts payable and accrued expenses	\$ 1,618	\$ 1,422
Due to subsidiaries	354	347
Borrowings from subsidiaries	506	756
Long-term debt	3,077	2,842
Other liabilities	619	630
Total liabilities	6,174	5,997
Equity:		
Common shares (\$0.01 par value; shares authorized, 1,250,000,000; shares issued, 338,058,287 and 337,729,050, respectively)	3	3
Additional paid-in capital	10,377	10,141
Retained earnings	27,662	24,713
Treasury shares, at cost (246,794,407 and 241,562,357 shares, respectively)	(30,601)	(27,721)
Accumulated other comprehensive income (loss), net of tax, including amounts applicable to equity investments in subsidiaries	(892)	(1,908)
Total equity	6,549	5,228
Total liabilities and equity	\$ 12,723	\$ 11,225

See Notes to Condensed Financial Information of Registrant.

Ameriprise Financial, Inc.
Schedule I — Condensed Financial Information of Registrant
Condensed Statements of Cash Flows
(Parent Company Only)

	Years Ended December 31,		
	2025	2024	2023
	(in millions)		
Cash Flows from Operating Activities			
Net income	\$ 3,563	\$ 3,401	\$ 2,556
Equity in earnings of subsidiaries, net of tax	(4,178)	(4,046)	(3,141)
Dividends received from subsidiaries	4,245	3,731	3,025
Other operating activities, primarily with subsidiaries	241	422	453
Net cash provided by (used in) operating activities	<u>3,871</u>	<u>3,508</u>	<u>2,893</u>
Cash Flows from Investing Activities			
Available-for-Sale securities:			
Proceeds from sales	—	—	4
Maturities, sinking fund payments and calls	66	55	43
Purchases	(73)	(128)	(38)
Purchase of other investments	—	—	(10)
Proceeds from sales of land, buildings, equipment and software	2	—	—
Purchase of land, buildings, equipment and software	(47)	(59)	(87)
Contributions to subsidiaries	(330)	(145)	(324)
Return of capital from subsidiaries	146	351	—
Repayment of loans to subsidiaries	3,858	3,406	1,992
Issuance of loans to subsidiaries	(3,863)	(3,260)	(2,232)
Other, net	—	(1)	2
Net cash provided by (used in) investing activities	<u>(241)</u>	<u>219</u>	<u>(650)</u>
Cash Flows from Financing Activities			
Dividends paid to shareholders	(596)	(574)	(550)
Repurchase of common shares	(2,907)	(2,448)	(2,127)
Issuance of long-term debt, net of issuance costs	741	—	1,335
Repayments of long-term debt	(510)	(561)	(760)
Borrowings from subsidiaries	193	726	1,003
Repayments of borrowings from subsidiaries	(472)	(586)	(951)
Other, net	38	41	(35)
Net cash provided by (used in) financing activities	<u>(3,513)</u>	<u>(3,402)</u>	<u>(2,085)</u>
Net increase (decrease) in cash and cash equivalents	117	325	158
Cash and cash equivalents at beginning of period	844	519	361
Cash and cash equivalents at end of period	<u>\$ 961</u>	<u>\$ 844</u>	<u>\$ 519</u>
Supplemental Disclosures:			
Interest paid on debt	\$ 142	\$ 148	\$ 129
Income taxes paid, net	343	179	233
Federal	278	147	193
State and local	65	32	40
New York	21	*	14
Other state and local	44	32	26
Non-cash dividends from subsidiaries	—	—	77

* The amount of income taxes paid during the year is below the required 5% disaggregation threshold.

See Notes to Condensed Financial Information of Registrant.

Ameriprise Financial, Inc.**Schedule I — Condensed Financial Information of Registrant****Notes to Condensed Financial Information of Registrant****(Parent Company Only)****1. Basis of Presentation**

The accompanying Condensed Financial Statements include the accounts of Ameriprise Financial, Inc. (the “Parent Company”) and, on an equity basis, its subsidiaries and affiliates. The Condensed Financial Statements have been prepared in accordance with U.S. generally accepted accounting principles. The financial information of the Parent Company should be read in conjunction with the Consolidated Financial Statements and Notes of Ameriprise Financial, Inc. and its subsidiaries (“Ameriprise Financial”). Parent Company revenues and expenses, other than interest and debt expense, are primarily related to intercompany transactions with subsidiaries and affiliates.

2. Investments

On December 23, 2020, RiverSource Life Insurance Company (“RiverSource Life”) issued a \$500 million unsecured 3.5% surplus note due December 31, 2050 to the Parent Company. The surplus note is subordinate in right of payment to the prior payment in full of RiverSource Life’s obligations to policyholders, claimants and beneficiaries and all other creditors. No payment of principal or interest shall be made without the prior approval of the Minnesota Department of Commerce and such payments shall be made only from RiverSource Life’s statutory surplus. Interest payments, which commenced on June 30, 2021, are due semi-annually in arrears on June 30 and December 31. Subject to the preceding conditions, RiverSource Life may prepay all or a portion of the principal at any time. The held-to-maturity investment was \$500 million as of both December 31, 2025 and 2024 and is recorded in Investments on the Parent Company’s Condensed Balance Sheets. For the years ended December 31, 2025, 2024 and 2023, interest income was \$18 million and is reported in Net investment income on the Parent Company’s Condensed Statements of Operations.

The Parent Company has holdings of unrated residual tranches issued by Ameriprise Installment Financing, LLC or Ameriprise Advisor Financing 2, LLC, subsidiaries of the Parent Company. The residual tranches are collateralized by portfolios of loans issued to advisors affiliated with Ameriprise Financial Services, LLC (“AFS”), a subsidiary of the Parent Company. As of December 31, 2025 and 2024, the fair value of the residual tranches was \$143 million and \$116 million, respectively, and is reported in Investments on the Parent Company’s Condensed Balance Sheets. Interest income from the residual tranches was \$14 million, \$9 million and \$7 million for the year ending December 31, 2025, 2024 and 2023, respectively, and is reported in Net investment income on the Parent Company’s Condensed Statements of Operations.

3. Debt

All of the debt of Ameriprise Financial is borrowings of the Parent Company, except as indicated below.

- As of December 31, 2025 and 2024, Ameriprise Financial had \$200 million and \$201 million, respectively, of borrowings from the Federal Home Loan Bank of Des Moines, which is primarily collateralized with commercial mortgage backed securities and residential mortgage backed securities.

4. Borrowings from Subsidiaries

The Parent Company has intercompany lending arrangements with its subsidiaries. At the end of each business day, taking into consideration all legal and regulatory requirements associated with its subsidiaries, the Parent Company is entitled to draw on all funds in specified bank accounts. Repayment of all or a portion of the funds is due on demand. As of December 31, 2025 and 2024, the Company had \$452 million and \$415 million, respectively, available for repayment due on demand. The Parent Company also has revolving credit agreements with its subsidiaries as the borrower aggregating \$1.4 billion and \$1.3 billion as of December 31, 2025 and 2024, respectively, of which \$54 million and \$340 million was outstanding as of December 31, 2025 and 2024, respectively.

5. Guarantees, Commitments and Contingencies

The Parent Company is the guarantor for operating leases of certain subsidiaries. All consolidated legal, regulatory and arbitration proceedings, including class actions of Ameriprise Financial are potential or current obligations of the Parent Company. The Parent Company has committed revolving credit agreements with its subsidiaries as the lender aggregating \$365 million and \$363 million as of December 31, 2025 and 2024, respectively, of which \$99 million was outstanding as of both December 31, 2025 and 2024.

The Parent Company and Ameriprise Certificate Company (“ACC”) entered into a Capital Support Agreement on March 2, 2009, pursuant to which the Parent Company agrees to commit such capital to ACC as is necessary to satisfy applicable minimum capital requirements. Effective April 30, 2014, this agreement was amended to revise the maximum commitment to \$50 million. For the years ended December 31, 2025, 2024 and 2023, ACC did not draw upon the Capital Support Agreement and had met all applicable capital requirements.

AFS entered into a Financial Industry Regulatory Authority (“FINRA”) approved subordinated loan agreement with the Parent Company on December 15, 2014 for regulatory net capital purposes. The agreement consists of a \$200 million secured demand note. The note is secured by cash and securities equal to the principal value of the note pledged by the Parent Company. As of both December 31, 2025 and 2024, AFS had not made a demand of the principal amount.

Ameriprise Financial, Inc.

American Enterprise Investment Services, Inc. (“AEIS”) entered into a FINRA approved subordinated loan agreement with the Parent Company on January 25, 2017 for regulatory net capital purposes. Under this agreement, AEIS borrowed \$60 million from the Parent Company with an initial term of five years to be repaid no later than January 25, 2022. Both companies have the option to renew the agreement in one year-increments in perpetuity. The agreement was renewed in January 2022 and each year thereafter, extending the current maturity date to January 25, 2027.

6. Subsequent Events

The Parent Company made three \$30 million cash contributions to Ameriprise Advisor Capital, LLC. The first occurred on January 6, 2026, the second on January 9, 2026 and the third on January 28, 2026.



Ameriprise Financial, Inc.

2026 Global Long-Term Incentive Award Program Guide

IMPORTANT: 2026 Long-Term Incentive Award Program Guide Coverage

This Guide covers both (1) outstanding Awards granted prior to January 1, 2026, and (2) Awards granted on or after January 1, 2026. **By accepting an award granted on or after January 1, 2026 you are consenting to the terms of this Guide applying to outstanding Awards granted prior to January 1, 2026.**

THIS DOCUMENT IS PART OF A PROSPECTUS COVERING SECURITIES THAT HAVE BEEN REGISTERED UNDER THE U.S. SECURITIES ACT OF 1933.

© 2026 Ameriprise Financial, Inc. All rights reserved.

Revision: January 2026

Table of Contents

Long-Term Incentive Award Program.....	2
LTIA Program Overview.....	2
Summary of the Types of Awards under the Plan.....	3
Restricted Stock Awards.....	4
Valuing RSA Grants.....	4
Vesting.....	4
Quarterly Dividends.....	4
Treatment of RSAs upon Certain Events.....	4
Restricted Stock Units.....	4
Valuing RSU Grants.....	5
Vesting.....	5
Quarterly Dividend Equivalents.....	5
Treatment of RSUs upon Certain Events.....	5
Non-Qualified Stock Options.....	5
Valuing NQSO Grants.....	6
Vesting.....	6
Requirements for Exercising NQSOs.....	6
Steps for Exercising Vested NQSOs – U.S. and India.....	6
Steps for Exercising Vested NQSOs – EMEA/APAC.....	7
Treatment of NQSOs upon Certain Events.....	8
Performance Stock Units.....	8
Performance Cash Units.....	8
Legal Compliance.....	9
Tax Implications for LTIA's (U.S. citizens and residents only).....	9
RSAs and RSUs: Income & Employment Tax Implications.....	9
NQSOs: Income and Employment Tax Implications.....	10
Multi-State Taxation Process.....	10
Section 409A of the Code.....	11
Treatment of LTIA's upon Certain Events.....	11
Key Definitions Relating to Treatment upon Certain Events.....	11
Part-Time Employment Status.....	12
Leave of Absence.....	13
Employment Termination.....	13
Qualified Retirement.....	13
Death.....	14
Disability Termination.....	14
Transfer between Business Segments.....	15
Transfer from Field Eligible Employee to Franchise Advisor.....	15
Rehire.....	15
Situations of Detrimental Conduct (<i>Bands 50 and above</i>) (U.S. only).....	15
Compensation Recovery and Malus Policies.....	15
Change in Control of the Company.....	16
Payments to Certain U.S. Taxpayers upon a Change in Control of the Company.....	16
Administrative Information about this Guide.....	17
About this Guide.....	17
About the Illustrations.....	17
Award Confirmation Materials.....	17
Governing Award Documents.....	17
AMP Shares Available for Grant under the Plan.....	18
Plan Administration.....	18
Performance-Based Compensation.....	18
Adjustments upon Changes in Capitalization.....	18
Tax Withholding.....	18
Assignment and Transfer.....	19
Amendment.....	19
Term of the Plan.....	19
Resources.....	20
Availability of Certain Information and Incorporation of Documents by Reference.....	20
Contact Information.....	20
All other questions.....	21

Long-Term Incentive Award Program

The Long-Term Incentive Award (“LTIA”) program is a critical component of Ameriprise’s total compensation strategy and designed to align Participants’ financial interests with those of the shareholders of Ameriprise Financial, Inc. (the “Company”). LTIA’s are an essential element to aligning our high-performing and high potential employees to the company’s future success and play a significant role in our ability to attract, reward, incent and retain top talent.

LTIA’s are equity-based or cash-based incentive awards (i.e., non-qualified stock options, restricted stock awards, restricted stock units, performance cash units, performance stock units and other equity-based awards) issued pursuant to the Ameriprise Financial 2005 Incentive Compensation Plan, as amended and restated April 26, 2023 (the “Plan”) to certain employees, non-employee directors and independent contractors of the Company and its affiliates as defined in the Plan (“Participants”). All LTIA’s are recommended for approval by the Compensation and Benefits Committee of the Company’s Board of Directors (the “Board”) or the Committee’s duly authorized delegate (the “Committee”). The timing and process for approval and issuance of such awards will be governed by the Ameriprise Financial Long-Term Incentive Award Policy – Grant Practices and Procedures. Once the recommended awards are approved and granted, they are then communicated to employees by their leaders, as well as by email notification and online award agreement.

LTIA Program Overview

Restricted Stock Awards (“RSAs”), Non-qualified Stock Options (“NQSOs”), Restricted Stock Unit Awards (“RSUs”), Performance Stock Units (“PSUs”), Performance Cash Units (“PCUs”) and other share-based Awards (collectively, “Awards” or “LTIA’s”) are issued pursuant to the terms of the Plan at the discretion and subject to the administration of the Committee.

All Awards issued under the Plan will contain the general terms set forth in the applicable provisions of this 2025 Long-Term Incentive Award Program Guide (this “Guide”). The specific terms of an individual Award will be contained in the Shareworks (U.S. and India), or Executive Wealth Management (“EWM”) (EMEA/APAC) online award agreement or certificate delivered to the Participant in connection with the grant of an Award. All Awards are subject to the terms and conditions of the Plan, the Guide, and the Award detail, as well as any administrative guidelines or interpretations by the Committee under the Plan, and any such guidelines or interpretations are hereby incorporated into this Guide by reference and made a part of this Guide. PSUs and PCUs will also be subject to the terms and conditions of the PSU Supplement to this Guide or the PCU Supplement to this Guide, as applicable.

The Plan provides that Awards may be settled in cash and/or in shares of Company common stock (“AMP Shares”) or other property, which will be communicated upon receipt of the Award. As used in this Guide, the term “shares” refers to the common shares of the Company having a par value of \$.01 per share, or the shares of any other stock of any other class into which such shares may thereafter be changed.

The chart on the following page summarizes the key features of the types of awards granted under the LTIA program. This Guide describes awards management expects to recommend for grant and may not cover the specific features of every award. However, this Guide is intended to cover the terms of the vast majority of Awards, and you may generally rely on it for the governance of your awards unless the Company communicates something different to you in writing.

If the terms of awards granted changes from what is described in this Guide, the LTIA Administration Group will provide you with detailed information regarding any changes. Detailed information about various award types, tax implications and other award features is contained in the following sections.

Summary of the Types of Awards under the Plan

This section summarizes general features of RSAs, NQSOs, RSUs, PSUs and PCUs. Detailed information about the various Award types is contained in sections that follow.

	RSA	NQSO	RSU	PSU and PCU
Intent and Form of Award	A grant of AMP Shares in which the Participant's rights in the shares are restricted and such shares are nontransferable until they vest.	The opportunity to purchase (or exercise) a specific number of AMP Shares after the award vests. NQSOs, to the extent vested and subject to other Award requirements, may be exercised while continuously employed, ¹ but in no event later than 10 years after the grant date.	A contractual right to the delivery of AMP Shares when the Award vests.	A contractual right to the delivery of a number of AMP Shares (for a PSU) or an amount of cash (for a PCU) based on attainment of the applicable performance conditions over the applicable performance period.
Size of Grant	Generally, the dollar value of the award is converted to a specific number of AMP Shares (at fair market value) on the grant date.	Generally, a Black-Scholes valuation model is used to convert the dollar value of the award to a specific number NQSOs on the grant date.	Generally, the dollar value of the award is converted to a specific number of AMP Shares (at fair market value) on the grant date.	For PSUs, the number of AMP shares distributable is determined pursuant to your applicable Award details in the same manner as RSUs. For PCUs, the amount of cash payable at target is the dollar value of the award.
Vesting Schedule²	Generally, will vest in equal installments over a three-year period, or according to such other vesting schedule specified in the Award detail.	Generally, will vest in equal installments over a three-year period, or according to such other vesting schedule specified in the Award detail.	Generally, will vest in equal installments over a three-year period, or according to such other vesting schedule specified in the Award detail.	The performance period for a PSU or a PCU is generally three years. Awards generally "cliff vest" at the end of the performance period and become payable no later than the following March 15th, after the payout for that period has been determined.
Dividends/ Dividend Equivalents	Quarterly dividends, if and to the extent declared, will be paid in cash during the vesting period.	An NQSO, whether vested or unvested, is not entitled to dividends or dividend equivalents.	Quarterly dividend equivalents, if and to the extent declared, will be paid in cash during the vesting period.	Each PSU earned will be entitled to a cash payment equal to the amount of any dividends declared and paid during the performance period and through the payment date. Any such dividend equivalent payment will vest and be paid at the same time as the underlying PSU. PCUs are not entitled to dividends or dividend equivalents.
Voting Rights for Unvested AMP Awards	Yes.	No.	No.	No.
Income & Employment Taxation (U.S. only)	Generally, taxable upon vesting of the AMP Shares.	Taxable upon exercise of the NQSO.	Generally, taxable upon delivery of the AMP Shares (note: FICA taxes may be payable and withheld before an RSU vests and AMP Shares delivered).	Generally, taxable upon delivery of the AMP Shares or, in the case of a PCU, cash.

A Note about the Company's Stock Ownership Guidelines (Bands 70 and above only): The Company has implemented stock ownership holding requirements for Bands 70 and above Participants. Such Participants should familiarize themselves with these requirements, which are contained in the Ameriprise Financial, Inc. Stock Ownership Guidelines found on Inside. These guidelines are also communicated to affected leaders, who receive a stock ownership summary statement not less frequently than annually.

¹ Continuous employment with the Company or one of its subsidiaries is required through the date of exercise of the NQSO, provided that in certain situations, exercise may be permitted for a limited period following termination of employment (but in no event later than 10 years after the grant date), as set forth in this Guide under "Treatment of LTIA's upon Certain Events."

² Continuous employment is required through each vesting date unless an exception is set forth in this Guide under "Treatment of LTIA's upon Certain Events."

Restricted Stock Awards

An RSA is a grant of AMP Shares. On the date of grant, your rights to the shares are restricted and you may not sell, assign, or otherwise transfer the shares until they vest, which is contingent upon you remaining employed with the Company or one of its subsidiaries through each vesting date. Once vested, you receive the AMP Shares free from such restrictions. Quarterly dividends, if any, are paid on your unvested AMP Shares during the vesting period. You have full voting rights for all your unvested AMP Shares.

Valuing RSA Grants

The value of an RSA share at vesting is equal to the Company's closing share price as reported on the New York Stock Exchange on the vesting date, or if there is no reported closing price on the vesting date, then the closing price as reported by the New York Stock Exchange on the last previous day on which such closing price was reported. For example, if 150 restricted AMP Shares vest in January and the closing AMP Share price at vesting is \$100, the pretax value of these AMP Shares would be \$15,000 ($\$100 \times 150 = \$15,000$). (See the "About the Illustrations" section in this Guide for an important disclosure.)

Vesting

RSAs generally vest in equal installments over a three-year period, starting with the first anniversary of the grant date and ending on the third anniversary of the grant date. The Award detail you receive with your RSA will include a personalized vesting schedule.

Upon a vesting date, the restrictions will lapse on the number of AMP Shares specified in your Award to vest on such date. Any required tax withholding will be paid by withholding AMP Shares from the number of shares that vest on such date. The net AMP Shares that will be in your account following vesting will be the number of AMP Shares specified in your Award to vest on such date less the number of AMP Shares necessary to satisfy any tax withholding requirements. Once the restrictions have lapsed and the required tax withholdings have been satisfied, you may sell, assign, or otherwise transfer your AMP Shares at any time, subject to securities laws governing insider trading, short-swing profit rules and Company stock ownership and retention guidelines and black-out periods. **You are responsible for knowing and abiding by the applicable laws and Company policies regarding your stock and stock-based awards.**

Quarterly Dividends

Cash dividends paid on AMP Shares, as declared by the Board, are paid quarterly during the vesting period. The dividend payment amount is determined each quarter and stated as a per-share amount that is multiplied by the number of unvested AMP Shares in your award. For example, if a quarterly dividend is \$1.00 per share and you have 500 unvested AMP Shares, your quarterly dividend payment would equal \$500 ($\$1.00 \times 500 = \500).

To change the address where your dividend check is mailed, to request a dividend check replacement or to set-up electronic payment, contact the Transfer Agent, Broadridge. Contact information can be found in the "Contact Information" section in this Guide.

Treatment of RSAs upon Certain Events

For information on the treatment of RSAs upon a Qualified Retirement, employment termination, leave of absence, etc., please see the "Treatment of LTIA's upon Certain Events" section in this Guide.

Restricted Stock Units

Under an RSU, AMP Shares are not issued to you on the grant date. Instead, upon the grant of an RSU Award, the Company will deliver the gross number of RSUs to your Shareworks or EWM account showing the total number of RSUs granted and the applicable vesting schedule for such RSU Award, with the RSU representing the Company's contractual obligation to issue a specified number of AMP Shares to you at the end of the vesting period applicable to your Award. During this period, you receive quarterly dividend equivalent payments that are the equivalent value of any AMP Share dividends that are declared and paid during such calendar quarter. Any such dividend equivalents will be paid to you as soon as practicable following the payment to shareholders of the related dividend, but in no event later than 75 days following such date. You do not have voting rights for shares under any unvested portion of the RSU until such shares become vested and are issued to you.

Valuing RSU Grants

RSUs are valued in the same manner as RSAs. For example, the value of an RSU share at vesting is equal to the Company's closing share price as reported on the New York Stock Exchange composite tape on the vesting date or if there is no reported closing price on the vesting date, then the closing price as reported by the New York Stock Exchange on the last previous day on which such closing price was reported. If 150 restricted AMP Shares vest in January and the closing AMP Share price at vesting is \$100, the pretax value of these AMP Shares would be \$15,000 ($\$100 \times 150 = \$15,000$). (See the "About the Illustrations" section in this Guide for an important disclosure.)

Vesting

RSUs generally vest in equal installments over a three-year period, starting with the first anniversary of the grant date and ending on the third anniversary of the grant date. The Award detail you receive with your RSU will include a personalized vesting schedule.

Upon a vesting date, the restrictions will lapse on the number of AMP Shares specified in your Award to vest on such date. For U.S. taxpayers, any required tax withholding will be paid by withholding AMP Shares from the number of shares that vest on such scheduled vesting date. The net AMP Shares that will be in your account following vesting will be the number of AMP Shares specified in your Award detail to vest on such date less the number of AMP Shares necessary to satisfy any tax withholding requirements. Outside of the U.S., where as a result of the vesting of your RSU Award, your employer has obligations to account for tax on your behalf under relevant regulations, in accordance with the authorization in your Award Certificate, Ameriprise will instruct Broadridge to sell to the Company, on your behalf, such number of your AMP Shares acquired on vesting as is considered appropriate in order to generate sufficient sale proceeds to comply with relevant withholding obligations.

Once the restrictions have lapsed and the required tax withholdings have been satisfied, you may sell your AMP Shares at any time, subject to securities laws governing insider trading, short-swing profit rules and Company stock ownership and retention guidelines and black-out periods. **You are responsible for knowing and abiding by the applicable laws and Company policies regarding your stock and stock-based awards.**

As explained in greater detail in the section in this Guide titled "RSAs and RSUs: Income & Employment Tax Implications," please note that in some instances FICA (Social Security and Medicare) taxes may be payable either before an Award vests and/or before you receive AMP Shares.

Quarterly Dividend Equivalents

Unlike RSAs, RSUs are not entitled to receive payment of any AMP Share dividends, as declared by the Board, during the scheduled vesting period. However, RSUs are entitled to receive a dividend equivalent payment from the Company equal to the amount of the AMP Share dividends that are paid to shareholders during the scheduled vesting period. For example, if a quarterly dividend is \$1.00 per share and you have 500 unvested AMP Shares, your quarterly dividend equivalent payment would equal \$500 ($\$1.00 \times 500 = \500).

Treatment of RSUs upon Certain Events

For information about how your RSUs will be treated upon certain events, such as a Qualified Retirement, employment termination, leave of absence, etc., please see "Treatment of LTIA's upon Certain Events."

Non-Qualified Stock Options

An NQSO gives you the right to purchase a specified number of AMP Shares at the exercise price set forth in the Award, subject to continuous employment and other vesting requirements and exercise period limitations. The exercise price is equal to the closing stock price as reported on the New York Stock Exchange composite tape on the grant date. Once an NQSO becomes vested, you determine when to exercise the option (before its expiration) and how to pay for the option exercise. Unless your Award detail provides otherwise, an NQSO expires on the date that is 10 years after the date of grant, or upon your earlier termination of employment with the Company or one of its subsidiaries, provided that in certain situations, you may be permitted to exercise the NQSO for a limited period following termination of employment and prior to its award expiration date (please see the "Treatment of LTIA's upon Certain Events" section in this Guide). "Non-qualified" refers to the tax treatment of the option under the U.S. Internal Revenue Code of 1986, as amended (the "Code").

Valuing NQSO Grants

NQSOs earn value if the Company's stock price increases above the exercise price. Once an NQSO becomes vested, you have the right to pay the exercise price to exercise the option and acquire the AMP Shares. For example, assume that 500 vested NQSOs were granted at the exercise price of \$50 per share and the price of an AMP Share increases to \$100. If you decided to exercise the NQSO, the pre-tax gain on these options would be \$25,000 ($(\$100 - \$50 = \$50) \times 500 = \$25,000$). (See the "About the Illustrations" section in this Guide for an important disclosure.)

Vesting

NQSOs generally become vested and available for exercise in equal installments over a three-year period, starting with the first anniversary of the grant date and ending on the third anniversary of the grant date. The Award detail you receive in connection with an NQSO grant will include a personalized vesting schedule.

Requirements for Exercising NQSOs

Generally, you may exercise the vested portion of an NQSO as soon as it vests or at any subsequent time prior to its award expiration date. It is your responsibility to track your NQSO expiration date(s), including any early expiration of your NQSO in connection with the termination of your employment, to ensure you realize any value through a timely exercise. As with any investment decision, you are strongly urged to consult with your personal financial advisor before exercising an NQSO.

Follow these requirements to exercise the vested portion of NQSOs:

- **(U.S. and India only)** The execution of an NQSO exercise requires you to have a valid non-qualified Ameriprise (AMP) brokerage account. If you do not have one, contact your advisor or call the *Ameriprise*® Personal Wealth Group at 1-877-370-3950 to set up an account. There is no fee to open a brokerage account with Ameriprise Financial Brokerage Services ("AFBS"), and you will pay a reduced commission if AFBS sells shares on your behalf. Regular brokerage account maintenance fees apply. **Initiating an NQSO exercise without having an AMP brokerage account can delay the ability to exercise your NQSOs.**
- **Confirm that you are not in a blackout period** (Band 50 and above, franchise regional vice presidents, regional vice presidents, and employees otherwise notified that they are subject to blackout). A quarterly blackout period applies to certain Participants when the trading window closes and remains closed for approximately four weeks, as declared, until the Company's earnings for the preceding quarter are made public. Other blackout periods may apply as determined by the Corporate Secretary's Office. Participants who are subject to the regular quarterly blackouts (and any other blackouts) on trading in Ameriprise securities, including the exercise of NQSOs, will receive emails from the Corporate Secretary informing them of the dates on which the blackout will begin and end, as well as the related policy requirements.
- **Additional Notice and Approval Requirements** (For Bands 50 and above and certain other Participants only)
 - **Provide required notice.** Band 50 and above Participants are required to provide advance notice to their Executive Leadership Team leader if their cumulative exercise request exceeds more than 40% of the Participant's available AMP NQSOs within any 90-day period.
 - **Obtain required pre-clearance.** Section 16 Officers and other members of the Executive Leadership Team are required to obtain pre-clearance before exercising options. The Corporate Secretary's Office will provide you with an email explaining the pre-clearance process. It is important to understand, however, that pre-clearance may not be granted, depending on the facts and circumstances.

Steps for Exercising Vested NQSOs – U.S. and India

- Sign into your account with Shareworks to exercise your stock options. Indicate how you plan to pay for the AMP Shares you are purchasing by exercising the option and any required tax withholdings. You may pay the exercise cost (the per-share exercise price multiplied by the number of shares) and required tax withholdings using one of these payment options (in U.S. dollars):

- **Net Exercise :**

- Instruct AFBS, our exclusive broker, to withhold a portion of the exercised shares equal in fair market value to the exercise cost plus any required tax withholdings to the Company in lieu of paying the exercise price in cash. The number of shares withheld to cover the required tax withholding is determined using the exercise method as follows:
- Exercises entered during market trading hours (9:30 am ET – 4 pm ET) will use the fair market value (FMV) price at the time the exercise is initiated; however, if the exercise is made pursuant to a limit order, then the limit price will be used for the calculation of taxes and shares withheld.
- Exercises entered after 4 pm ET and before 9:30 am ET will use the last closing FMV price; however, if the exercise is made pursuant to a limit order, then the limit price will be used for the calculation of taxes and shares withheld.

- **Buy-and-Hold Exercise: (Cash Exercise, using cash in your AFBS account):** Pay the exercise cost by instructing AFBS to take funds from your brokerage cash account.

If you choose to pay the exercise cost using the Buy-and-Hold Exercise method, you must have the funds available in your AMP brokerage account prior to initiating your exercise activity. You may pay any required minimum tax withholding by instructing AFBS to take funds from your AMP brokerage cash account to pay the required minimum tax withholding or instructing AFBS to withhold and sell the appropriate number of shares (otherwise available from the exercise) to pay the required minimum tax withholding. Note: Shares cannot be sold until after tax withholding liability has been determined. Due to price fluctuation (between exercise and disposition of shares), the exact number of shares needed to cover taxes will not be known immediately upon exercise.

Illustration: The illustration shows two methods to exercise an NQSO. In this example, assume a U.S. employee chooses to exercise 1,000 NQSOs with an exercise price of \$30 per share. Assume the market price preceding the exercise date is \$50 per share.

		Exercise Method	
		Net Exercise	Buy-and-Hold
A	Market value of exercised AMP Shares at \$50 (\$50 per share x 1,000 shares)	\$50,000	\$50,000
B	Exercise cost paid (\$30 per share x 1,000 shares)	\$30,000 600 shares will be withheld to pay the exercise cost (i.e., 600 shares x \$50 per share)	\$30,000 In order to pay the exercise cost (\$30,000), a Participant must have the necessary funds in his or her AFBS account prior to initiating an online exercise.
C	Pre-Tax Gain (A – B)	\$20,000	\$20,000
D	Minimum U.S. tax withholding paid (C x 40% assumed tax)	\$8,000 160 shares will be withheld to cover the required tax withholdings (160 x \$50 per share)	\$8,000 The Participant will instruct AFBS either to take \$8,000 from his or her brokerage account, or to withhold 160 shares to cover the required tax withholdings.
E	Incremental value after exercise cost and tax withholding (A – B – D)	\$12,000	\$12,000
F	Incremental share ownership (or net proceeds) from exercise	240 shares with a value of \$12,000 (1000 – 600 for exercise cost – 160 for required tax withholdings)	Assuming you withhold shares to cover the required tax withholdings, 840 shares (1,000 – 160 shares withheld for taxes).
Minus any applicable broker commissions.			

Steps for Exercising Vested NQSOs – EMEA/APAC

- Sign into your account at Executive Wealth Management (EWM) to exercise your stock options under the “Sell-to-

Cover” Exercise method. Shares exercised will use that day’s closing fair market value (FMV) to determine the cost and any tax obligations associated with the exercise. If the exercise is entered on a non-market day, the FMV used will be the next day’s closing FMV.

- Under the Sell-to-Cover method, on exercise, the gross number of shares from an exercised option will be deposited in your name at the Plan’s transfer agent, Broadridge, and you will undertake to pay the aggregate exercise price and agree that a portion of the exercised shares equal in FMV to the exercise cost will be sold on your behalf and Ameriprise can retain, out of the cash proceeds of the sale, an amount equal to the aggregate exercise price (which satisfies your undertaking to pay that amount).
- Where as a result of the exercise of the NQSO your employer has obligations to account for tax on your behalf under relevant regulations, in accordance with the authorization in your NQSO Award Certificate, Ameriprise will instruct Broadridge to sell to the Company, on your behalf, such number of your AMP Shares acquired on exercise as is considered appropriate in order to generate sufficient sale proceeds to comply with applicable withholding obligations. Note: Broadridge is the entity that will sell back to Ameriprise the number of shares needed to cover the cost of the exercise and any tax obligations. The shares remaining in your account will be the gross shares of the exercise, minus the cost of the exercise, minus any shares needed to cover the tax liability.

Illustration: Assume an NQSO of 1,000 shares is made with an exercise price of \$30 per share, the market price at business close on exercise date is \$50 and the withholding rate is 50%. You choose to exercise your option over all 1,000 shares.

A: Market value of exercised shares (\$50 multiplied by 1,000) = \$50,000

B: Aggregate exercise cost (\$30 per share multiplied by 1,000 shares) = \$30,000

600 shares ($\$30,000 / \50) are sold on your behalf to satisfy the aggregate exercise cost.

C: Pre-tax income ($\$50,000 - \$30,000$) = \$20,000

D: Amount of withholding for tax-related items ($\$20,000$ multiplied by 50%) = \$10,000

200 shares ($\$10,000 / \50) are sold on your behalf to satisfy the tax withholding obligations.

E. Value after aggregate exercise price and settlement of tax obligations ($\$50,000 - \$30,000 - \$10,000$) = \$10,000

F. Residual shares from exercise ($1,000 - 600 - 200$) = ($\$10,000 / \50) = 200 shares

- Tax withholding and other tax-related items due on the market value of these Company Shares will depend on the regulations in your country.

Treatment of NQSOs upon Certain Events

To find out how your NQSOs will be treated upon a Qualified Retirement, employment termination, leave of absence, etc., please see the “Treatment of LTIA’s upon Certain Events” section in this Guide.

Performance Stock Units

PSUs are subject to the terms of the PSU Supplement to this Guide and your PSU Award certificate. Please refer to the separate PSU Supplement to this Guide that was provided to you and your PSU Award for details and provisions pertaining to these Awards.

Performance Cash Units

PCUs are subject to the terms of the PCU Supplement to this Guide and your PCU Award certificate. Please refer to the separate PCU Supplement to this Guide on **Inside** and your PCU Award for details and provisions pertaining to these Awards.

Legal Compliance

All Participants: Participants are legally responsible for compliance with the federal securities laws prohibiting trading in securities when aware of nonpublic information about Ameriprise or its securities that a reasonable investor would consider significant when trading in those securities.

Section 16 Officers: For purposes of this Guide, Section 16 Officers are defined as those individuals meeting the definition found in Rule 16a-1 under the Securities Exchange Act of 1934 (the “Act”). Section 16 Officers have certain additional legal and compliance requirements. For example, Participants who are Section 16 Officers of the Company need to be aware that all of their acquisitions and dispositions of AMP Shares, including AMP Shares and similar rights under the Plan, the Ameriprise Financial 401(k) Plan, and all other stock-based compensation plans maintained by the Company or its subsidiaries, may be subject to the reporting requirements and short-swing trading restrictions under Section 16 of the Act. Participants who are Section 16 Officers of the Company should consult with their personal financial or legal advisor prior to selling and/or buying AMP Shares.

“Affiliates” of the Company: The U.S. securities laws impose restrictions on the resale of AMP Shares by individuals who are “affiliates” of the Company. Affiliates may resell their AMP Shares by complying with Rule 144 under the Securities Act of 1933, as amended (the “Securities Act”) or by registering their AMP Shares for sale under the Securities Act. These restrictions do not apply to individuals who are not affiliates of the Company.

Tax Implications for LTIA's (U.S. citizens and residents only)

The following is a summary description of the United States federal income and employment tax consequences generally arising with respect to RSAs, NQSOs and RSUs issued under the Plan. For U.S. federal income tax consequences of PSUs and PCUs, please refer to the PSU Supplement to this Guide or PCU Supplement to this Guide, as applicable.

There may also be state and local taxes applicable to these awards. This summary is not intended to be a complete description of all possible tax consequences of LTIA's issued under the Plan, and you should be aware that different tax treatments may apply outside of the United States depending upon your country of residence and/or citizenship.

RSAs and RSUs: Income & Employment Tax Implications

Below is a summary of the general U.S. federal income tax implications for U.S. taxpayers. The Company is not providing advice to you on the tax treatment of any LTIA. You are strongly urged to consult with your personal tax advisor on the applicable tax implications of RSA or RSU awards and selling acquired AMP Shares considering your individual circumstances.

- There are no federal income tax consequences when an RSA or RSU award is granted. When the restricted period expires and RSA shares vest (i.e., the RSA shares become transferable or no longer subject to a substantial risk of forfeiture, whichever occurs earlier) or when RSU shares are delivered to you, you receive ordinary compensation income based on the market value of an AMP Share on the day of vesting or delivery, as applicable. Your Form W-2 wage and earnings statement will indicate that you had ordinary compensation income equal to the market value of your vested AMP Shares.
- Income resulting from the vesting of RSA shares is subject to statutory withholding for U.S. federal income tax and FICA taxes (Social Security and Medicare), plus any applicable statutory state and local withholding. Income when RSUs vest or are no longer subject to substantial risk of forfeiture is subject to statutory withholding of FICA taxes (Social Security and Medicare) at such time, and is subject to U.S. federal income tax, plus any applicable statutory state and local withholding, at the time of delivery of RSU shares. (**NOTE:** The actual income tax you owe will be based on your individual circumstances and may be more or less than the income tax withheld.) The net AMP Shares deposited into your account will be the number of AMP Shares specified in your RSA or RSU award less the necessary number of AMP Shares needed to satisfy any tax withholding requirements.

Please note that in some instances FICA taxes may be payable before an Award vests and/or you receive AMP Shares. For example, if you satisfy the retirement provisions as described in the “Qualified Retirement” section, the RSU will become taxable for FICA purposes. After this occurs, only income tax would apply at vesting of the AMP Shares.

Selling AMP Shares: If you later sell AMP Shares acquired from the vesting of RSA shares or the delivery of RSU shares, you will realize a short-term or long-term capital gain (or loss) on the spread between the market value on the date of vesting or delivery (your cost basis) and the net proceeds you receive when you sell the AMP Shares. If you realize a gain after satisfying a minimum holding period (currently greater than one year) and are in a net capital gain position under applicable U.S. tax

rules, you may be able to pay tax on the gain based on long-term capital gains tax rates. These rates are generally lower than ordinary income and short-term capital gains tax rates. If you realize a loss, you may be able to use that loss to offset any capital gains you may otherwise have. Any loss in excess of capital gains may, to a limited extent, be used to offset ordinary income, as permitted under applicable U.S. tax rules.

Dividend Payments: During the scheduled vesting period, any dividends or dividend equivalents paid on unvested RSA or RSU shares will be paid through the transfer agent, Broadridge, and reflected in the earnings column under “R Stock Div” on your paycheck. Dividend or dividend equivalents paid on these shares are also considered ordinary income and are subject to the taxes described above. This ordinary income will appear on your Form W-2 wage and tax statement. Prior to the dividend payment date, you will receive an email notification from the Ameriprise LTIA Administration team. The notification will provide information on the approved cash dividend per common share, dividend payable date, and record date as declared by the Board.

Vesting Notification: In advance of an RSA or RSU scheduled vesting event, you will receive an email notification of this pending vesting from the Ameriprise LTIA Administration team. The notification will provide you with important information and instructions in advance of the vesting date. The details of your RSA or RSU vesting event, including vesting date, market value of your vested AMP Shares, stock price used to calculate the fair market value, number of shares withheld to satisfy your tax obligation, breakdown of the taxes withheld, and net shares delivered to you are available via Shareworks or EWM, as applicable.

NQSOs: Income and Employment Tax Implications

Below is a summary of the general U.S. federal income and employment tax implications for holders of NQSOs who are U.S. taxpayers. The Company is not providing advice to you on the tax treatment of any LTIA, including the exercise of an NQSO. You are strongly urged to consult with your personal tax advisor on the applicable tax implications of NQSOs and selling acquired AMP Shares considering your individual circumstances.

- In the year that you exercise an NQSO, your Form W-2 wage and tax statement will indicate that you had ordinary compensation income equal to the difference between the per-share exercise price and the market value of an AMP Share on the day of the exercise multiplied by the number of shares exercised on such date.
- Income resulting from an NQSO exercise is subject to statutory withholding for U.S. federal income tax and FICA taxes (Social Security and Medicare), plus any applicable statutory state and local withholding. (**NOTE:** The actual income tax you owe will be based on your individual circumstances and may be more or less than the income tax withheld.) How you pay any required tax withholdings is determined based on which of the payment options you use to exercise your NQSO. Please refer to the sections in this Guide titled “Illustration of NQSO Exercise Methods” and “Steps for Exercising NQSOs” for additional information on the methods for paying required tax withholdings.

Selling AMP Shares: If you later sell AMP Shares acquired from an NQSO exercise, you will realize a short-term or long-term capital gain (or loss) on the spread between the market value on the date of exercise (your cost basis) and the net proceeds you receive when you sell the AMP Shares. If you realize a gain after satisfying a minimum holding period (currently greater than one year) and are in a net capital gain position under applicable U.S. tax rules, you may be able to pay tax on the gain based on long-term capital gains tax rates. These rates are generally lower than ordinary income and short-term capital gains tax rates. If you realize a loss, you may be able to use that loss to offset any capital gains you may otherwise have and any loss in excess of capital gains may, to a limited extent, be used to offset ordinary income, to the extent permitted under applicable U.S. tax rules.

Multi-State Taxation Process

If you work in multiple states or have transferred between states during your work tenure and awards have been granted during those years under the LTIA Program, **a state wage adjustment may be done to properly allocate your earnings.** Some individual states require a “look-back” allocation for various types of income, including the exercising of Non-qualified Stock Options, vesting of Restricted Stock Units and Restricted Stock Awards, as well as some other compensation distributions not granted under the LTIA Program.

Each year, the Company will recalculate the appropriate state wages for the various earnings. A year-end adjustment is then made so that the appropriate state allocation amount is reported correctly on your Form W-2, based on individual state rules for allocating these various types of compensation items. If you are affected by the multi-state taxation process, you will receive a report in early February each year for the prior year’s activity from HR Services to support the final state allocations

reported on your Form W-2.

Please Note: If you are affected by the multi-state taxation process, the state tax withholding amounts recorded in the Shareworks “Activity” section will show the taxes withheld for NQSO exercises and/or RSA/RSU vesting events based upon the withholding rates as recorded in Payroll at the time the activity took place. Please consult your tax professional regarding the effect on your personal state tax return(s).

Section 409A of the Code

It is intended that all Awards under the Plan either comply with or are exempt from the requirements of Section 409A to prevent the inclusion in gross income of any benefits accrued thereunder in a taxable year prior to the taxable year or years in which such amount would otherwise be distributed or made available to the Participant. All Awards under the Plan shall be administered and interpreted in a manner that is consistent with such intention and the Company’s Policy Regarding Section 409A Compliance.

Notwithstanding any other provision of this Guide to the contrary, to the extent that an Award constitutes nonqualified deferred compensation to which Section 409A applies: (1) payments under such Award shall be made at a time and in a manner that satisfies the requirements of Section 409A and guidance of general applicability issued thereunder, including the provisions of Section 409A(a)(2)(B) to the extent distributions to any employee are required to be delayed six months; (2) references to “termination of employment” and similar terms mean the date that the Participant first incurs a “separation from service” within the meaning of Section 409A; and (3) payment shall be made as soon as administratively practicable following the permissible payment event, but in no event later than the end of the year in which the permissible payment event occurs, or, if later, by the 15th day of the third month following the date of the permissible payment event (and the Participant will not be permitted, either directly or indirectly, to designate the year of payment). If any payment that would otherwise be made under an Award is required to be delayed by reason of this section, such payment shall be made at the earliest date permitted by Section 409A. The amount of any delayed payment shall be the amount that would have been paid prior to the delay and shall be paid without interest. Notwithstanding the foregoing, the Company makes no representation that Awards granted under the Plan comply with or qualify for an exemption from Section 409A and in no event shall the Company be liable for all or any portion of any taxes, penalties, interest or other expenses that may be incurred by a Participant on account of noncompliance with Section 409A.

Treatment of LTIA’s upon Certain Events

Existing practices regarding the treatment of outstanding RSAs, RSUs, and NQSOs under certain circumstances are described below. For the treatment of outstanding PSUs and PCUs, please refer to the PSU Supplement to this Guide or PCU Supplement to this Guide, as applicable. The Committee may amend the following practices for any or all outstanding and future LTIA’s. For specific information about the treatment of your LTIA’s, please see the applicable section of this Guide that describes the following specific events:

- Part-time employment status
- Leave of absence
- Employment termination
- Qualified Retirement
- Death
- Disability Termination
- Transfer between business segments
- Transfer from field eligible employee to franchise advisor
- Rehire
- Situations of Detrimental Conduct (Band 50 and above)
- Compensation Recovery and Malus Policies
- Change in Control of the Company

Key Definitions Relating to Treatment upon Certain Events

- **“Disability”** means a mental or physical condition which, in the opinion of the Committee, renders a Participant unable or incompetent to carry out the job responsibilities which such Participant held or tasks to which such Participant was assigned at the time the disability was incurred and which is expected to be permanent or for an indefinite period of not less than six months. With respect to any Award that constitutes deferred compensation under Code Section 409A and is subject to Code Section 409A, the Committee may not find that a Disability exists with respect to the

applicable Participant unless, in the Committee’s opinion, such Participant is also “disabled” within the meaning of Code Section 409A.

- **“Last Day Worked”** means the date on which a participant undergoes a “separation from service” from the Company (and its affiliates), as defined under Section 409A of the Code, and as determined in accordance with the Company’s Policy regarding Section 409A Compliance. Typically, this means that your Last Day Worked will be the same date as the date your employment with the Company terminates. However, if there is an extended period when you are no longer actively providing services to the Company prior to your date of termination of employment (e.g., any contractual non-working notice period, any period of “garden leave”, or any other extended non-working period), the Company shall have the exclusive discretion to determine that the date of your Last Date Worked is earlier than the date of termination of your employment. The Company will disregard short term absences due to sickness and PTO when determining your Last Day Worked. Your Last Day Worked will not be before the date you have served or been given notice to terminate your employment. If your Last Day Worked is earlier than your date of termination of employment, the Company will notify you in writing of your Last Day Worked.
- **“Retirement Eligible”** means the Participant is at least age 55 and has at least 10 years of cumulative service.
- **“Severance Benefit”** means both (a) payment of severance benefits under a Company severance plan, provided the Participant has complied with all requirements to receive the severance benefits (including signing a release of claims in a form prescribed by the Company); and (b) if so designated by the Committee or its designee, any other agreement between the Company and a Participant that provides for pay or other benefits upon a separation of employment, provided the Participant has complied with the requirements in such agreement.
- **“Qualified Retirement”** means the Participant has satisfied each of the following requirements upon termination of employment:
 1. Participant is Retirement Eligible.
 2. Participant has satisfied the requirement in (a) or (b) below, as applicable:
 - a. For Participants up to and including Band 80 (excluding Section 16 Officers): Participant has provided advance written notice to the Company, in a form prescribed by the Company, satisfying the notice requirement provided below.

Band Level	Notice Period
Below Band 50	At least 3 months
Bands 50 – 60	At least 6 months
Bands 70 – 80	At least 9 months

- b. For Participants who are Section 16 Officers and/or above Band 80: Participant has notified the Chief Executive Officer (or in the case of the Chief Executive Officer, the Chair of the Committee) of Participant’s intent to commence discussions regarding Participant’s retirement, with such notice provided at least twelve months prior to the participant’s Last Day Worked.
3. Participant attests to their intent to exit the workforce, with limited permitted exceptions, as prescribed by the Committee. Contact the Human Resources Service Center (HRSC) for further information.
4. Participant has remained actively employed with the Company in good standing through the required notice period, or such earlier date as selected by the Company if it elects to waive all or part of the notice period.

Part-Time Employment Status

Outstanding LTIA’s continue to vest while you are on part-time status, subject to the Company’s right to adjust or terminate any outstanding LTIA’s, based on its determination of a significant change in your duties and responsibilities.

Leave of Absence

Outstanding LTIA's continue to vest when you are on a leave of absence (as determined by the applicable Company policies) subject to the Company's right to adjust or terminate any outstanding LTIA's, based on its determination of a significant change in your duties and responsibilities and/or related employment.

Employment Termination

This section pertains to employment terminations **other than** due to a Qualified Retirement, death, or Disability (which are separately described below). Payments to specified employees as defined by Section 409A(a)(2)(B) may be subject to a six-month delay in payment.

- Voluntary Termination:** If you voluntarily terminate your employment with the Company for any reason other than a Qualified Retirement, death, or Disability, your unvested LTIA's will be forfeited on your Last Day Worked. There are no exceptions to this rule except as outlined in this section. Any vested and exercisable NQSOs that you do not exercise within the earlier of 90 days after your Last Day Worked or the award expiration date will be canceled.
- Involuntary Termination Not Eligible for a Severance Benefit:** If your employment is terminated for any reason other than a Qualified Retirement, death, or Disability or in connection with a Change in Control (which is separately described below) and you do not receive a Severance Benefit, your outstanding LTIA's, including any vested/exercisable NQSO shares that have not been exercised, will be canceled on your Last Day Worked.
- Involuntary Termination Resulting in a Severance Benefit (Not Retirement Eligible):** If your employment is involuntarily terminated for any reason other than a Qualified Retirement, Death or Disability or in connection with a Change in Control, and such involuntary termination results in a Severance Benefit, but at the time of such termination you are not Retirement Eligible, your awards will be treated as described in the below chart.

Award Type	Provisions
RSA or RSU	Invested RSAs and RSUs will continue to vest and pay out under their existing terms for 12 months following your Last Day Worked. Any RSA and RSU Awards that are not scheduled to vest within 12 months following your Last Day Worked are forfeited as of the Last Day Worked.
NQSO	<p><u>Vested NQSOs:</u> For awards that were previously vested/exercisable, you will have the earlier of the award expiration date or 90 days from your Last Day Worked to exercise. After this date, the vested but unexercised NQSOs will be forfeited.</p> <p><u>Unvested NQSOs:</u> Unvested NQSOs as of your Last Day Worked will continue to vest as originally scheduled for 12 months following your Last Day Worked. All NQSOs not scheduled to vest within 12 months following your Last Day Worked will be forfeited. For such NQSOs that vest following your Last Day Worked, you will have 90 days from the upcoming vesting date(s) to exercise such NQSOs. Any NQSOs not exercised within those 90 days will be forfeited.</p>

- Involuntary Termination Resulting in a Severance Benefit (Retirement Eligible):** If your employment is involuntarily terminated for any reason other than a Qualified Retirement, death, Disability or in connection with a Change in Control, and such involuntary termination results in a Severance Benefit, and at the time of such termination you are Retirement Eligible, your awards will be treated as described in the chart describing the treatment upon a Qualified Retirement.
- Terminations in Connection with Certain Company Actions:** Subject to limitations under any applicable law, if your employment is terminated as a result of certain Company actions, such as the divestiture of a business unit, and such termination does not result in a Severance Benefit, your unvested NQSOs, RSAs and RSUs will be canceled on the earlier of the award expiration date or your Last Day Worked. You will have 90 days from your Last Day Worked (or until the award expiration date, if earlier) to exercise any vested and exercisable NQSO shares. Your vested NQSOs will expire and be canceled upon the earlier of the end of the 90-day period following your termination and award expiration date.

Qualified Retirement

The chart below shows how your RSAs, RSUs and NQSOs are treated if you voluntarily terminate your employment and satisfy

the requirements of a Qualified Retirement.

Award Type	Provisions
RSA or RSU	<p>Awards granted in years <u>prior</u> to the year of your Last Day Worked will continue to vest and pay out as originally scheduled.</p> <p>Awards granted in the year of your Last Day Worked will continue to vest according to their original schedule for 12 months after your Last Day Worked. Awards granted in the year of your Last Day Worked that do not vest within 12 months following your Last Day Worked will be forfeited.</p>
NQSO	<p>Awards granted in years <u>prior</u> to the year of your Last Day Worked will continue to vest as originally scheduled.</p> <p>Awards granted in the year of your Last Day Worked will continue to vest according to their original schedule for 12 months after your Last Day Worked. Awards granted in the year of your Last Day Worked that do not vest within 12 months following your Last Day Worked will be forfeited.</p> <p>You will have the earlier of the award expiration date or 5 years from your Last Day Worked to exercise any vested/exercisable NQSOs. Any NQSOs not exercised by such date will be canceled.</p>

Death

Access to manage your LTIA's will be granted to your executor/executrix of your estate. In the U.S, the executor/executrix must open an Ameriprise Financial estate brokerage account to receive delivery of any vested shares and to exercise any vested and exercisable NQSOs. Outside the U.S., employees are required to open an account with the Company's Transfer Agent, Broadridge. The estate is then responsible for distributing any funds or shares according to the laws of descent and distribution. The chart below shows how RSAs, RSUs and NQSOs are treated if your employment with the Company terminates due to your death.

Award Type	Provisions
RSA or RSU	Unvested awards will become fully vested on your date of death and are paid as soon as administratively practicable following the vesting date. Shares will be issued into the estate's Ameriprise Financial brokerage account.
NQSO	Unvested awards will become fully vested on your date of death. The executor/executrix of your estate will have until the earlier of the award's expiration date or 12 months from your date of death to exercise any vested/exercisable NQSOs. Shares will be issued into the estate's Ameriprise Financial brokerage account. Any remaining NQSOs not exercised by the expiration date will be canceled.

Disability Termination

The chart below shows how your RSAs, RSUs and NQSOs are treated if your employment with the Company terminates due to Disability.

Award Type	Provisions
RSA or RSU	Unvested awards will become fully vested on your Last Day Worked and are paid as soon as administratively practicable following the vesting date.
NQSO	Unvested NQSOs will become fully vested on your Last Day Worked. You will have the earlier of the award expiration date or 12 months from your Last Day Worked to exercise any vested/exercisable NQSOs. Any remaining NQSOs not exercised by the expiration date will be canceled.

Transfer between Business Segments

Outstanding LTIA continue to vest when you transfer from one business segment to another, subject to the Company's right to adjust or terminate any outstanding LTIA, based on its determination of a significant change in your duties and responsibilities and/or related employment.

Transfer from Field Eligible Employee to Franchise Advisor

Certain provisions for LTIA continuation apply to awards held by employees (limited to those employees in eligible field sales leadership roles) who transition to franchise advisor without a break in service. The applicable provisions are described in the Treatment of Long-Term Incentive Awards for Employees Transferring to Ameriprise Financial Franchise Advisor Status document available on *Inside*, and such provisions are incorporated into, and part of the terms and conditions of, Awards under the Plan.

Rehire

In the event you terminate your employment with the Company, or your employment is terminated by the Company, and any of your outstanding LTIA are canceled and/or forfeited, and you are subsequently rehired by the Company, any LTIA that were canceled and or forfeited at termination will not be reinstated upon rehire.

Situations of Detrimental Conduct (*Bands 50 and above*) (U.S. only)

To protect the interests of the Company and all employees, the Company has implemented Detrimental Conduct Provisions, affecting Plan Participants in Bands 50 and above. These provisions support the multi-year performance objectives of LTIA, and such provisions are incorporated into, and part of the terms and conditions of, Awards under the Plan.

Detrimental Conduct Provisions specify how LTIA and LTIA payments will be handled in the event a Band 50 or above employee joins a defined competitor ("Competition"), leaves and solicits business customers, solicits or hires Ameriprise Financial employees, discloses confidential information or trade secrets, denigrates the Company or Company employees or otherwise engages in conduct that is against the Company's interests during certain time periods, in each case, as defined by the Company (each, a "Restricted Activity").

For Bands 50 and 60 Participants: Competition during employment or the six-month period after termination of employment or engaging in any Restricted Activity during the twelve-month period after termination of employment results in the cancellation of all outstanding Awards and repayment of any gain realized upon the exercise of NQSOs (as of the exercise date), any payments made or shares delivered under PSUs or PCUs and any shares delivered under RSAs and RSUs, in each case, during the twelve months prior to, and the 90 days following, your termination of employment.

For Bands 70 and above Participants: Competition during employment or the twelve-month period after termination of employment or engaging in any Restricted Activity during the twelve-month period after termination of employment results in the cancellation of all outstanding Awards and repayment of any gain realized upon the exercise of NQSOs (as of the exercise date), any payments made or shares delivered under PSUs or PCUs and any shares delivered under RSAs and RSUs, in each case, during the two years prior to, and the 90 days following, your termination of employment.

Please note: This is a summary of the Detrimental Conduct Provisions that apply to LTIA generally. Please review the Consent to the Application of Forfeiture and Detrimental Conduct Provisions to Long-Term Incentive Awards and/or any other restrictive covenant agreements between you and the Company or any of its subsidiaries for the specific detrimental conduct provisions and/or restrictive covenants that apply to your Awards.

Compensation Recovery and Malus Policies

In certain circumstances, the Company may clawback or apply malus to certain awards, as provided by Company policies or applicable regulations, including pursuant to the following:

- The Ameriprise Financial, Inc. Policy for the Recovery of Erroneously Awarded Compensation, effective as of Oct. 2, 2023 (applicable to Section 16 Officers)
- Ameriprise Financial, Inc. Incentive Compensation Recoupment Policy, as amended and restated as of Dec. 4, 2019 (applicable to ELT members)
- The Columbia Threadneedle Investments, EMEA Remuneration Policy

Please review the terms of these policies, copies of which can be obtained from the LTIA Administration Group, for more information.

Change in Control of the Company

The Plan's provisions regarding a Change in Control of the Company (a "CIC") have been designed to preserve earned or anticipated compensation and benefits if a CIC were to occur. The goal of the Plan's CIC provisions is to help you maintain your focus on your work during the uncertainty that accompanies a potential CIC.

Generally, as the term is used in this Guide, a CIC includes the following:

1. A third party acquires 25% or more of the Company's common shares or voting securities.
2. A majority of the Company's Board is replaced within any 12-month period.
3. The consummation of certain mergers, reorganizations, consolidations, and sales of assets.
4. The consummation of a complete liquidation or dissolution of the Company.

If a merger or other business combination transaction between the Company and another party occurs, a CIC will occur if any of the following conditions are present:

- Parties who were Ameriprise Financial shareholders before the transaction own 50% or less of the voting securities of the new company resulting from the business combination, or their ownership is not substantially in the same proportions as before the transaction.
- An unaffiliated party ends up owning 25% or more of the voting securities of the new company (other than a party who owns 25% or more before the transaction).
- A majority of the Board of the new company is made up of individuals who were not Company Board members at the time the deal was signed or approved.

The treatment of RSAs, RSUs and NQSO awards upon a CIC is outlined below:

- If your employment is terminated in a manner that entitles you to severance under the applicable severance plan within two years following the CIC, any outstanding unvested Awards will immediately vest.
- For any Award granted on or after April 26, 2023, unless otherwise provided by the Committee prior to a CIC, any Award that is not assumed, continued or substituted by the acquiror or surviving entity in connection with such CIC shall become fully vested on or following the CIC.

For the treatment of outstanding PSUs and PCUs, please refer to the PSU Supplement to this Guide or PCU Supplement to this Guide, as applicable.

Change in Control situations are complex and involve a variety of possible circumstances. In the event of a CIC, the Company will provide detailed information to you about any compensation and benefits programs that may have special CIC provisions.

Payments to Certain U.S. Taxpayers upon a Change in Control of the Company

(This material is highly complex. In the event of a CIC, the Company will provide detailed information to you.)

In summary, Sections 280G and 4999 of the Code impose a 20 percent excise tax (in addition to regular income and employment taxes) on certain compensatory payments (referred to as "excess parachute payments") to certain individuals (referred to as "disqualified individuals") that are made in connection with a change in ownership or control of a corporation. Generally, disqualified individuals include individual shareholders who own more than one percent of the fair market value of the stock of the Company, the top 50 most highly compensated officers of the Company and its subsidiaries and the top 250 most highly compensated employees or independent contractors of the Company and its subsidiaries. The actual list of disqualified individuals can only be determined based on information available at the time of a CIC, based on applicable IRS guidance.

In the event of a CIC, a disqualified individual may be liable for the 20 percent excise tax on a portion of his or her LTIA's and

other compensation and benefits if the value of such compensation and benefits constitute excess parachute payments. The determination of whether all or a portion of the value of a payment or a benefit is an excess parachute payment is highly complex and can only be determined based on information available at the time of a CIC, based on applicable IRS guidance.

In the event of a CIC, if the Company determines that you are a disqualified individual and that you will receive excess parachute payments, then the Company will perform a “best net” calculation to determine whether you receive a better economic result by continuing to be entitled to all of the compensation and benefits and by paying the excise tax yourself or by having your entitlement to accelerated vesting limited to the minimum extent necessary to avoid the excise tax. The Company will determine, in its sole discretion, which approach is more favorable to you and will apply it. You will not be eligible for additional payments to offset the impact of any excise tax. If the limit is applied, LTIA's and value not accelerated for disqualified individuals will continue to be governed by applicable award documents and paid out as applicable.

Administrative Information about this Guide

About this Guide

This Guide sets forth the terms, conditions and features of Awards granted pursuant to the Plan. In the event of a conflict or inconsistency between this Guide and the Plan, the Plan provisions will govern.

The LTIA program is designed for eligible employees of the Company, and any of its subsidiaries participating in the Plan, as determined by the Committee. Awards are granted at the discretion of the Committee, or, to the extent permitted by the Plan, its delegate, and are subject to local market regulations and legislation, which could change at any time. Also note that while the tax laws that apply to Participants are based on each employee's tax jurisdiction, and the tax information provided in this Guide is for U.S. purposes only. The Company strongly urges all employees to consult their personal tax advisor with any questions or issues regarding their Awards or their participation in the Plan.

The Board, and to the extent authority has been delegated to the Committee, the Committee, may, from time to time, alter, amend, interpret, suspend or terminate the Plan and applicable Plan documents as it shall deem advisable, without the prior consent or notice of employees (including, but not limited to, alignment with legislative or regulatory developments) subject to the terms of the Plan document, including the rules and regulations of the principal securities market on which AMP Shares are traded.

This Guide does not constitute a contract of employment between the Company and any individual or an obligation by the Company to maintain any compensation or benefit plan, program, practice or policy other than with respect to the award terms described herein. The Company has taken steps to ensure the accuracy of this Guide; however, it reserves the right to issue corrected information in the event of an error.

About the Illustrations

All Award illustrations and corresponding values shown in this Guide are for hypothetical purposes only and are based upon financial, share price and other assumptions about future events or circumstances, which may or may not actually occur. All Awards are subject to continuous employment and other award requirements.

The illustrations are hypothetical and not meant to imply that the Company will achieve certain stock prices or growth rates or has achieved any stated growth rate consistently in the past. The value and return on Company common stock will fluctuate over time and may be worth more or less than the values shown in these illustrations. Past performance is no guarantee of future results. Please consult your personal financial advisor on the value, tax, and other implications of your LTIA's under the Plan, as applicable to your circumstances. This Guide is not intended to provide any financial or tax advice.

Award Confirmation Materials

All employee recipients of LTIA's will have online access to their individual LTIA information and grant details through the Company's online administrative platform, Shareworks or EWM, as applicable.

Governing Award Documents

The Plan, the applicable Award communications or detail, this Guide, any certificate, and any supplement to this Guide contain the controlling provisions of each Award granted pursuant to the Plan. These documents, along with Committee decisions, will

govern in cases of conflict, ambiguity, or miscommunication. No employee has the authority to change or supersede LTIA provisions or Committee decisions. Any representation to the contrary will be void and nonbinding on the Company.

The provisions of all Awards and this Guide are governed by, and subject to, the laws of the State of Delaware, United States of America, without regard to its conflict of law provisions, as provided in the Plan.

AMP Shares Available for Grant under the Plan

A total of 58,112,000 AMP Shares are authorized for issuance under the Plan. Of such total, as of December 31, 2022, no more than 5,000,000 shares may be issued for what are referred to as “full value” awards granted after December 31, 2022. “Full value” awards are Awards other than stock options or stock appreciation rights. AMP Shares issued under the Plan may be either newly issued shares or treasury shares.

If any shares subject to an award are forfeited, expire or otherwise terminate without issuance of such shares, or any award is settled for cash or otherwise does not result in the issuance of all or a portion of the shares subject to such award, such shares shall, to the extent of such forfeiture, expiration, termination, cash settlement or non-issuance, again be available for issuance under the Plan, and for full value awards, shall be added to the number of shares that may be used for full value awards. Shares withheld by the Company to satisfy tax withholding requirements for Awards other than options or stock appreciation rights will also again be available for issuance under the Plan and shall be added to the number of shares that may be used for full value awards.

For the avoidance of doubt, in the event that (i) any stock option or other award granted under the Plan is exercised through the tendering of shares (either actually or by attestation) or by the withholding of shares by the Company, (ii) withholding tax liabilities arising from such option or other award are satisfied by the tendering of shares (either actually or by attestation) or by the withholding of shares by the Company (iii) any shares are repurchased by the Company with the proceeds from option exercises, or (iv) where the aggregate exercise price or any tax-related obligations as a result of regulation arising from such exercise is funded through a “Sell-to-Cover” method as referred to in this Guide, the shares so tendered, withheld, sold, or repurchased shall not become available for issuance under the Plan.

Plan Administration

The Committee may from time to time designate the people who should be granted Awards under the Plan and the amount, type and other terms and conditions of Awards. Subject to the terms and limitations of the Plan, the Committee will have full discretion and authority to administer the Plan, including authority to interpret and construe the provisions and terms of Awards and to adopt rules and regulations under the Plan.

The Plan is not subject to the requirements of the Employee Retirement Income Security Act of 1974, as amended (ERISA), and it is not qualified under the Internal Revenue Code.

Performance-Based Compensation

To the extent that an Award is intended to qualify as a performance award, the Committee may grant Awards based on achievement of one or more performance measures as determined by the Committee.

Such performance goals shall be established and measured by the Committee upon the grant of each Award; provided, however, that a performance period shall not be shorter than one year.

Adjustments upon Changes in Capitalization

If the outstanding shares of Company common stock are changed by reason of any stock split, stock dividend, combination, subdivision or exchange of shares, recapitalization, merger, consolidation, reorganization or other extraordinary or unusual event, the Committee, to the extent that it determines adjustments to be appropriate, will direct that appropriate changes be made in the maximum number or kind of securities that may be issued under the Plan and in the terms of certain outstanding awards, including the number of shares or securities subject to awards and the exercise price or other stock price or share-related provisions of awards.

Tax Withholding

The Plan provides that the Committee is authorized to establish procedures to enable Participants to elect to satisfy certain

federal, state and local withholding tax requirements using any method approved by the Committee. For the U.S., such methods may include, but are not required to include, withholding such amounts from the Participant's compensation, the Participant paying such amounts in cash, the Participant tendering previously acquired AMP Shares or the Company withholding AMP Shares otherwise issuable under the Award. If a Participant tenders AMP Shares or instructs the Company to withhold AMP Shares, only the number of AMP Shares sufficient to satisfy the Participant's maximum statutory tax withholding rate or such other rate that will not trigger a negative accounting impact will be tendered or withheld. Outside the U.S., any such tax requirements will be funded through the "Sell-to-Cover" method as referred to in this Guide and the relevant entity will arrange the sale of such number of Shares as it considers appropriate (in its discretion) in order to generate sufficient sale proceeds to enable it to comply with its tax-related obligations.

Assignment and Transfer

LTIA's may not be sold, pledged, assigned, hypothecated, transferred or disposed of in any manner other than by will or by the laws of descent or distribution, except as permitted by the Committee.

Amendment

Our Board of Directors may at any time suspend or discontinue the Plan or revise or amend it in any way; however, the Board generally may not reprice, adjust or amend the exercise price of outstanding stock options or the strike price of outstanding stock appreciation rights, whether through amendment, cancellation and replacement grant, or any other means, nor permit the exchange of an outstanding option for cash or another award, unless such action is approved by the Company's shareholders. In addition, certain amendments to the Plan require shareholder approval.

Term of the Plan

No grants of LTIA's may be made under the Plan after April 26, 2033.

Resources

Availability of Certain Information and Incorporation of Documents by Reference

Pursuant to the Securities Exchange Act of 1934, as amended (the “Exchange Act”), the Company will provide, without charge, upon the written or oral request of any person to whom this Guide is delivered by the Company or one of its affiliated entities to the Corporate Secretary’s Office, Ameriprise Financial, Inc., 55 Ameriprise Financial Center, Minneapolis, MN 55474, 612.671.3131, a copy of any of the following documents, all of which are incorporated by reference in this Guide:

- (a) The Company’s Annual Report on Form 10-K for the year ended December 31, 2023, filed with the Securities and Exchange Commission (the “Commission”) on February 22, 2024 (the “2023 Annual Report”).
- (b) All other reports filed by the Company pursuant to Section 13(a) or 15(d) of the Exchange Act since the end of the fiscal year covered by the 2023 Annual Report; and
- (c) The description of the Company’s common stock contained in an exhibit to the 2023 Annual Report (as filed therewith or incorporated by reference therein), including any amendment or report filed for the purpose of updating such description.

All documents filed by the Company with the Commission pursuant to Sections 13(a), 13(c), 14 or 15(d) of the Exchange Act subsequent to the date of the Registration Statement on Form S-8 to which this Guide relates and prior to the filing of a post-effective amendment that indicates that all securities offered hereby have been sold or that deregisters all securities then remaining unsold, will be deemed to be incorporated by reference in, and to be a part of, this Guide from the date of filing of such documents. Any statement contained herein or in a document incorporated or deemed to be incorporated by reference herein will be deemed to be modified or superseded for purposes of this Guide to the extent that a statement contained in any subsequently filed document which also is or is deemed to be incorporated by reference herein modifies or supersedes such statement. Any such statement so modified or superseded will not be deemed, except as so modified or superseded, to constitute a part of this Guide.

Nothing in this Guide will be deemed to incorporate information furnished but not filed with the Commission pursuant to Item 2.02 or Item 7.01 of Form 8-K.

In addition, the Company will provide, without charge, upon the written or oral request of any person to whom this Guide is delivered by the Company or one of its affiliated entities to the Corporate Secretary’s Office (contact information noted above), copies of all reports, proxy statements and other communications distributed by the Company to the holders of AMP Shares.

Contact Information

Type of question or information needed	Contact/email/web address	Phone number	Fax number
All NQSO exercises (Net or Buy-and-Hold) (U.S. and India)	Ameriprise Financial Brokerage Services Email: ESO.Group@ampf.com	612.671.5355 or 800.555.9826	612.671.6023
RSU and Stock option exercises (EMEA/APAC)	Executive Wealth Management (EWM) Website: https://www.ewmeurope.com/ewmParticipant/ewms/login	41.44.913.1990 (Europe location hours between 9 a.m. – 6 p.m. GMT), 1.203.972.6900 (US location hours between 9 a.m. – 6 p.m. Eastern time)	Not Available
Ameriprise Brokerage Account (to access brokerage account information)	Ameriprise Financial Brokerage Services Website: ameriprise.com	612.671.5355 or 800.555.9826	612.671.6023

RSA/RSU, PCU/PSU and NQSO grant information (U.S. and India grants, exercise options, vesting detail, tax information, brokerage account number on file with Stock Administration)	Website: wam.advisorcompass.com/ac/shareworks (Can also search for Shareworks site on Inside and AdvisorCompass®). Email: Ameriprise.LTIA.Administration@ampf.com	612.671.4441	612.671.3948
Detrimental Conduct Provisions for Bands 50 and above	Email: Ameriprise.compensation@ampf.com	612.671.3072	612.671.3948
Other information requests (e.g., LTIA policy questions for HR, general LTIA questions)	Email: Ameriprise.LTIA.Administration@ampf.com	612.671.4441	612.671.3948
Senior Management Stock Ownership Program (Bands 70 and above)	Email: Ameriprise.compensation@ampf.com	612.671.3072	612.671.3948
Pre-clearance, Ameriprise Securities Trading Policy including information about Blackout Periods	Ameriprise Corporate Secretary's Office	612.678.0106 612.671.4471	612.671.4841
Stock Transfer Agent: Shareholder inquiries, Address changes, Dividend check replacement	Broadridge Corporate Issuer Solutions, Inc. Website: shareholder.broadridge.com/amp Email: shareholder@broadridge.com	866.337.4999 U.S. and Canada 303.974.3777 International	Not Available

All other questions

Send correspondence to:

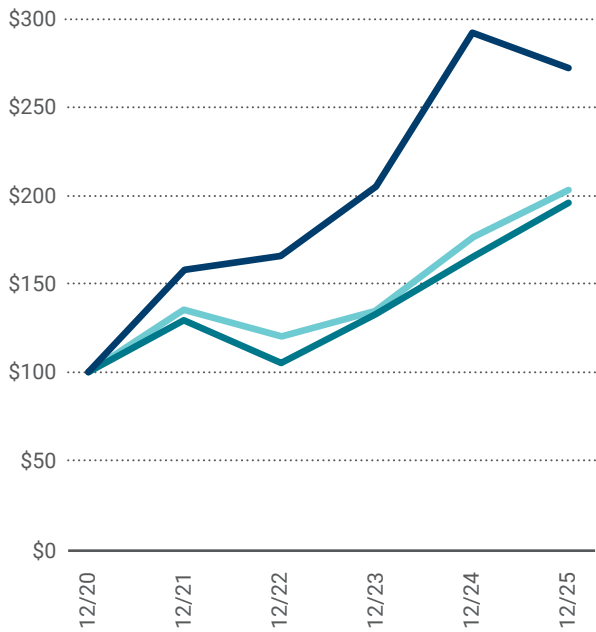
Ameriprise Financial, Inc.
Attn: Ameriprise LTIA Administration
361 Ameriprise Financial Center
Minneapolis, MN 55474

PERFORMANCE GRAPH

The graphs below match Ameriprise Financial, Inc.’s cumulative total shareholder return on common stock with the cumulative total returns of the S&P 500 Index and the S&P 500 Financials Index for two time periods: five years and since Ameriprise Financial became an independent, public company in 2005. The graphs track the performance of a \$100 investment in our common stock and in each index (with the reinvestment of all dividends) to Dec. 31, 2025.

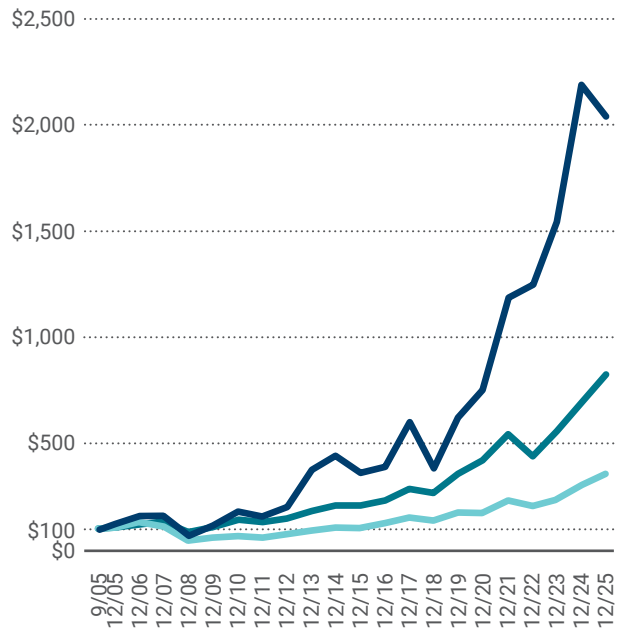
Comparison of a five-year cumulative total return*

Ameriprise Financial, Inc., the S&P 500 Index and the S&P 500 Financials Index



Comparison of cumulative total return since becoming an independent, public company*

Ameriprise Financial, Inc., the S&P 500 Index and the S&P 500 Financials Index



● Ameriprise Financial, Inc. ● S&P 500 Index ● S&P 500 Financials Index

*\$100 invested on Dec. 31, 2020, and Oct. 1, 2005, in stock or index, including reinvestment of dividends.

Source: Bloomberg.

Fiscal year ending Dec. 31.

The Standard & Poor’s 500 Index (S&P 500® Index), an unmanaged index of common stocks, is frequently used as a general measure of market performance. The Index reflects reinvestment of all distributions and changes in market prices, but excludes brokerage commissions or other fees. The S&P 500 Financials Index measures the performance of financial components of the S&P 500 Index.

Past performance does not guarantee future results. It is not possible to invest directly in an index.



Ameriprise Financial, Inc.
Senior Executive 2026 Global Long-Term Incentive Award
Program Guide

THIS DOCUMENT IS PART OF A PROSPECTUS COVERING SECURITIES THAT HAVE BEEN REGISTERED
UNDER THE U.S. SECURITIES ACT OF 1933.

Revision: January 2026

Table of Contents

Long-Term Incentive Award Program.....	2
LTIA Program Overview	2
Summary of the Types of Awards under the Plan	3
Restricted Stock Awards.....	4
Valuing RSA Grants	4
Vesting.....	4
Quarterly Dividends.....	4
Treatment of RSAs upon Certain Events	4
Restricted Stock Units.....	4
Valuing RSU Grants.....	5
Vesting.....	5
Quarterly Dividend Equivalents.....	5
Treatment of RSUs upon Certain Events	5
Non-Qualified Stock Options.....	5
Valuing NQSO Grants	6
Vesting.....	6
Requirements for Exercising NQSOs	6
Steps for Exercising Vested NQSOs – U.S.	6
Steps for Exercising Vested NQSOs – EMEA	7
Treatment of NQSOs upon Certain Events	8
Performance Stock Units	8
Performance Cash Units	8
Legal Compliance.....	8
Tax Implications for LTIA’s (U.S. citizens and residents only)	9
RSAs and RSUs: Income & Employment Tax Implications	9
NQSOs: Income and Employment Tax Implications.....	10
Multi-State Taxation Process.....	10
Section 409A of the Code.....	11
Treatment of LTIA’s upon Certain Events.....	11
Key Definitions Relating to Treatment upon Certain Events.....	11
Part-Time Employment Status	12
Leave of Absence.....	12
Employment Termination.....	12
Qualified Retirement	13
Death.....	13
Disability Termination.....	14
Transfer between Business Segments.....	14
Transfer to Franchise Advisor.....	14
Rehire.....	15
Situations of Detrimental Conduct (<i>U.S. only</i>).....	15
Compensation Recovery and Malus Policies.....	15
Change in Control of the Company	15
Payments to Certain U.S. Taxpayers upon a Change in Control of the Company	16
Administrative Information about this Guide	16
About this Guide.....	16
About the Illustrations.....	17
Award Confirmation Materials	17
Governing Award Documents	17
AMP Shares Available for Grant under the Plan.....	17
Plan Administration	18
Performance-Based Compensation.....	18
Adjustments upon Changes in Capitalization	18
Tax Withholding	18
Assignment and Transfer	18
Amendment	18
Term of the Plan	19
Resources.....	19
Availability of Certain Information and Incorporation of Documents by Reference.....	19
Contact Information	19
All other questions.....	20

Long-Term Incentive Award Program

The Long-Term Incentive Award (“LTIA”) program is a critical component of Ameriprise’s total compensation strategy and designed to align Participants’ financial interests with those of the shareholders of Ameriprise Financial, Inc. (the “Company”). LTIA’s are an essential element to aligning our high-performing and high potential employees to the company’s future success and play a significant role in our ability to attract, reward, incent and retain top talent.

LTIA’s are equity-based or cash-based incentive awards (i.e., non-qualified stock options, restricted stock awards, restricted stock units, performance cash units, performance stock units and other equity-based awards) issued pursuant to the Ameriprise Financial 2005 Incentive Compensation Plan, as amended and restated April 26, 2023 (the “Plan”) to certain employees, non-employee directors and independent contractors of the Company and its affiliates as defined in the Plan (“Participants”). All LTIA’s are recommended for approval by the Compensation and Benefits Committee of the Company’s Board of Directors (the “Board”) or the Committee’s duly authorized delegate (the “Committee”). The timing and process for approval and issuance of such awards will be governed by the Ameriprise Financial Long-Term Incentive Award Policy – Grant Practices and Procedures. Once the recommended awards are approved and granted, they are then communicated to employees by their leaders, as well as by email notification and online award agreement.

LTIA Program Overview

Restricted Stock Awards (“RSAs”), Non-qualified Stock Options (“NQSOs”), Restricted Stock Unit Awards (“RSUs”), Performance Stock Units (“PSUs”), Performance Cash Units (“PCUs”) and other share-based Awards (collectively, “Awards” or “LTIA’s”) are issued pursuant to the terms of the Plan at the discretion and subject to the administration of the Committee.

Certain eligible senior executives of the Company are eligible to receive Awards under the Plan which contain the general terms set forth in the applicable provisions of this Senior Executive 2025 Long-Term Incentive Award Program Guide (this “Guide”). The specific terms of an individual Award will be contained in the Shareworks (U.S.), or Executive Wealth Management (“EWM”) (EMEA) online award agreement or certificate delivered to the Participant in connection with the grant of an Award. Such Awards are subject to the terms and conditions of the Plan, this Guide, and the Award detail, as well as any administrative guidelines or interpretations by the Committee under the Plan, and any such guidelines or interpretations are hereby incorporated into this Guide by reference and made a part of this Guide. PSUs and PCUs will also be subject to the terms and conditions of the PSU Supplement to this Guide or the PCU Supplement to this Guide, as applicable.

The Plan provides that Awards may be settled in cash and/or in shares of Company common stock (“AMP Shares”) or other property, which will be communicated upon receipt of the Award. As used in this Guide, the term “shares” refers to the common shares of the Company having a par value of \$.01 per share, or the shares of any other stock of any other class into which such shares may thereafter be changed.

The chart on the following page summarizes the key features of the types of awards granted under the LTIA program. This Guide describes awards management expects to recommend for grant and may not cover the specific features of every award. However, this Guide is intended to cover the terms of the vast majority of Awards, and you may generally rely on it for the governance of your awards unless the Company communicates something different to you in writing.

If the terms of awards granted changes from what is described in this Guide, the LTIA Administration Group will provide you with detailed information regarding any changes. Detailed information about various award types, tax implications and other award features is contained in the following sections.

Summary of the Types of Awards under the Plan

This section summarizes general features of RSAs, NQSOs, RSUs, PSUs and PCUs. Detailed information about the various Award types is contained in sections that follow.

	RSA	NQSO	RSU	PSU and PCU
Intent and Form of Award	A grant of AMP Shares in which the Participant's rights in the shares are restricted and such shares are nontransferable until they vest.	The opportunity to purchase (or exercise) a specific number of AMP Shares after the award vests. NQSOs, to the extent vested and subject to other Award requirements, may be exercised while continuously employed, ¹ but in no event later than 10 years after the grant date.	A contractual right to the delivery of AMP Shares when the Award vests.	A contractual right to the delivery of a number of AMP Shares (for a PSU) or an amount of cash (for a PCU) based on attainment of the applicable performance conditions over the applicable performance period.
Size of Grant	Generally, the dollar value of the award is converted to a specific number of AMP Shares (at fair market value) on the grant date.	Generally, a Black-Scholes valuation model is used to convert the dollar value of the award to a specific number NQSOs on the grant date.	Generally, the dollar value of the award is converted to a specific number of AMP Shares (at fair market value) on the grant date.	For PSUs, the number of AMP shares distributable is determined pursuant to your applicable Award details in the same manner as RSUs. For PCUs, the amount of cash payable at target is the dollar value of the award.
Vesting Schedule²	Generally, will vest in equal installments over a three-year period, or according to such other vesting schedule specified in the Award detail.	Generally, will vest in equal installments over a three-year period, or according to such other vesting schedule specified in the Award detail.	Generally, will vest in equal installments over a three-year period, or according to such other vesting schedule specified in the Award detail.	The performance period for a PSU or a PCU is generally three years. Awards generally "cliff vest" at the end of the performance period and become payable no later than the following March 15th, after the payout for that period has been determined.
Dividends/ Dividend Equivalents	Quarterly dividends, if and to the extent declared, will be paid in cash during the vesting period.	An NQSO, whether vested or unvested, is not entitled to dividends or dividend equivalents.	Quarterly dividend equivalents, if and to the extent declared, will be paid in cash during the vesting period.	Each PSU earned will be entitled to a cash payment equal to the amount of any dividends declared and paid during the performance period and through the payment date. Any such dividend equivalent payment will vest and be paid at the same time as the underlying PSU. PCUs are not entitled to dividends or dividend equivalents.
Voting Rights for Unvested AMP Awards	Yes.	No.	No.	No.
Income & Employment Taxation (U.S. only)	Generally, taxable upon vesting of the AMP Shares.	Taxable upon exercise of the NQSO.	Generally, taxable upon delivery of the AMP Shares (note: FICA taxes may be payable and withheld before an RSU vests and AMP Shares delivered).	Generally, taxable upon delivery of the AMP Shares or, in the case of a PCU, cash.

A Note about the Company's Stock Ownership Guidelines: The Company has implemented stock ownership holding requirements for senior executives. Participants should familiarize themselves with these requirements, which are contained in the Ameriprise Financial, Inc. Stock Ownership Guidelines found on Inside. These guidelines are also communicated to affected leaders, who receive a stock ownership summary statement not less frequently than annually.

¹ Continuous employment with the Company or one of its subsidiaries is required through the date of exercise of the NQSO, provided that in certain situations, exercise may be permitted for a limited period following termination of employment (but in no event later than 10 years after the grant date), as set forth in this Guide under "Treatment of LTIA's upon Certain Events."

² Continuous employment is required through each vesting date unless an exception is set forth in this Guide under "Treatment of LTIA's upon Certain Events."

Restricted Stock Awards

An RSA is a grant of AMP Shares. On the date of grant, your rights to the shares are restricted and you may not sell, assign, or otherwise transfer the shares until they vest, which is contingent upon you remaining employed with the Company or one of its subsidiaries through each vesting date. Once vested, you receive the AMP Shares free from such restrictions. Quarterly dividends, if any, are paid on your unvested AMP Shares during the vesting period. You have full voting rights for all your unvested AMP Shares.

Valuing RSA Grants

The value of an RSA share at vesting is equal to the Company's closing share price as reported on the New York Stock Exchange on the vesting date, or if there is no reported closing price on the vesting date, then the closing price as reported by the New York Stock Exchange on the last previous day on which such closing price was reported. For example, if 150 restricted AMP Shares vest in January and the closing AMP Share price at vesting is \$100, the pretax value of these AMP Shares would be \$15,000 ($\$100 \times 150 = \$15,000$). (See the "About the Illustrations" section in this Guide for an important disclosure.)

Vesting

RSAs generally vest in equal installments over a three-year period, starting with the first anniversary of the grant date and ending on the third anniversary of the grant date. The Award detail you receive with your RSA will include a personalized vesting schedule.

Upon a vesting date, the restrictions will lapse on the number of AMP Shares specified in your Award to vest on such date. Any required tax withholding will be paid by withholding AMP Shares from the number of shares that vest on such date. The net AMP Shares that will be in your account following vesting will be the number of AMP Shares specified in your Award to vest on such date less the number of AMP Shares necessary to satisfy any tax withholding requirements. Once the restrictions have lapsed and the required tax withholdings have been satisfied, you may sell, assign, or otherwise transfer your AMP Shares at any time, subject to securities laws governing insider trading, short-swing profit rules and Company stock ownership and retention guidelines and black-out periods. **You are responsible for knowing and abiding by the applicable laws and Company policies regarding your stock and stock-based awards.**

Quarterly Dividends

Cash dividends paid on AMP Shares, as declared by the Board, are paid quarterly during the vesting period. The dividend payment amount is determined each quarter and stated as a per-share amount that is multiplied by the number of unvested AMP Shares in your award. For example, if a quarterly dividend is \$1.00 per share and you have 500 unvested AMP Shares, your quarterly dividend payment would equal \$500 ($\$1.00 \times 500 = \500).

To change the address where your dividend check is mailed, to request a dividend check replacement or to set-up electronic payment, contact the Transfer Agent, Broadridge. Contact information can be found in the "Contact Information" section in this Guide.

Treatment of RSAs upon Certain Events

For information on the treatment of RSAs upon a Qualified Retirement, employment termination, leave of absence, etc., please see the "Treatment of LTIA's upon Certain Events" section in this Guide.

Restricted Stock Units

Under an RSU, AMP Shares are not issued to you on the grant date. Instead, upon the grant of an RSU Award, the Company will deliver the gross number of RSUs to your Shareworks or EWM account showing the total number of RSUs granted and the applicable vesting schedule for such RSU Award, with the RSU representing the Company's contractual obligation to issue a specified number of AMP Shares to you at the end of the vesting period applicable to your Award. During this period, you receive quarterly dividend equivalent payments that are the equivalent value of any AMP Share dividends that are declared and paid during such calendar quarter. Any such dividend equivalents will be paid to you as soon as practicable following the payment to shareholders of the related dividend, but in no event later than 75 days following such date. You do not have voting rights for shares under any unvested portion of the RSU until such shares become vested and are issued to you.

Valuing RSU Grants

RSUs are valued in the same manner as RSAs. For example, the value of an RSU share at vesting is equal to the Company's closing share price as reported on the New York Stock Exchange composite tape on the vesting date or if there is no reported closing price on the vesting date, then the closing price as reported by the New York Stock Exchange on the last previous day on which such closing price was reported. If 150 restricted AMP Shares vest in January and the closing AMP Share price at vesting is \$100, the pretax value of these AMP Shares would be \$15,000 ($\$100 \times 150 = \$15,000$). (See the "About the Illustrations" section in this Guide for an important disclosure.)

Vesting

RSUs generally vest in equal installments over a three-year period, starting with the first anniversary of the grant date and ending on the third anniversary of the grant date. The Award detail you receive with your RSU will include a personalized vesting schedule.

Upon a vesting date, the restrictions will lapse on the number of AMP Shares specified in your Award to vest on such date. For U.S. taxpayers, any required tax withholding will be paid by withholding AMP Shares from the number of shares that vest on such scheduled vesting date. The net AMP Shares that will be in your account following vesting will be the number of AMP Shares specified in your Award detail to vest on such date less the number of AMP Shares necessary to satisfy any tax withholding requirements. Outside of the U.S., where as a result of the vesting of your RSU Award, your employer has obligations to account for tax on your behalf under relevant regulations, in accordance with the authorization in your Award Certificate, Ameriprise will instruct Broadridge to sell to the Company, on your behalf, such number of your AMP Shares acquired on vesting as is considered appropriate in order to generate sufficient sale proceeds to comply with relevant withholding obligations.

Once the restrictions have lapsed and the required tax withholdings have been satisfied, you may sell your AMP Shares at any time, subject to securities laws governing insider trading, short-swing profit rules and Company stock ownership and retention guidelines and black-out periods. **You are responsible for knowing and abiding by the applicable laws and Company policies regarding your stock and stock-based awards.**

As explained in greater detail in the section in this Guide titled "RSAs and RSUs: Income & Employment Tax Implications," please note that in some instances FICA (Social Security and Medicare) taxes may be payable either before an Award vests and/or before you receive AMP Shares.

Quarterly Dividend Equivalents

Unlike RSAs, RSUs are not entitled to receive payment of any AMP Share dividends, as declared by the Board, during the scheduled vesting period. However, RSUs are entitled to receive a dividend equivalent payment from the Company equal to the amount of the AMP Share dividends that are paid to shareholders during the scheduled vesting period. For example, if a quarterly dividend is \$1.00 per share and you have 500 unvested AMP Shares, your quarterly dividend equivalent payment would equal \$500 ($\$1.00 \times 500 = \500).

Treatment of RSUs upon Certain Events

For information about how your RSUs will be treated upon certain events, such as a Qualified Retirement, employment termination, leave of absence, etc., please see "Treatment of LTIA's upon Certain Events."

Non-Qualified Stock Options

An NQSO gives you the right to purchase a specified number of AMP Shares at the exercise price set forth in the Award, subject to continuous employment and other vesting requirements and exercise period limitations. The exercise price is equal to the closing stock price as reported on the New York Stock Exchange composite tape on the grant date. Once an NQSO becomes vested, you determine when to exercise the option (before its expiration) and how to pay for the option exercise. Unless your Award detail provides otherwise, an NQSO expires on the date that is 10 years after the date of grant, or upon your earlier termination of employment with the Company or one of its subsidiaries, provided that in certain situations, you may be permitted to exercise the NQSO for a limited period following termination of employment and prior to its award expiration date (please see the "Treatment of LTIA's upon Certain Events" section in this Guide). "Non-qualified" refers to the tax

treatment of the option under the U.S. Internal Revenue Code of 1986, as amended (the “Code”).

Valuing NQSO Grants

NQSOs earn value if the Company’s stock price increases above the exercise price. Once an NQSO becomes vested, you have the right to pay the exercise price to exercise the option and acquire the AMP Shares. For example, assume that 500 vested NQSOs were granted at the exercise price of \$50 per share and the price of an AMP Share increases to \$100. If you decided to exercise the NQSO, the pre-tax gain on these options would be \$25,000 ($(\$100 - \$50) \times 500 = \$25,000$). (See the “About the Illustrations” section in this Guide for an important disclosure.)

Vesting

NQSOs generally become vested and available for exercise in equal installments over a three-year period, starting with the first anniversary of the grant date and ending on the third anniversary of the grant date. The Award detail you receive in connection with an NQSO grant will include a personalized vesting schedule.

Requirements for Exercising NQSOs

Generally, you may exercise the vested portion of an NQSO as soon as it vests or at any subsequent time prior to its award expiration date. It is your responsibility to track your NQSO expiration date(s), including any early expiration of your NQSO in connection with the termination of your employment, to ensure you realize any value through a timely exercise. As with any investment decision, you are strongly urged to consult with your personal financial advisor before exercising an NQSO.

Follow these requirements to exercise the vested portion of NQSOs:

- **(U.S. only)** The execution of an NQSO exercise requires you to have a valid non-qualified Ameriprise (AMP) brokerage account. If you do not have one, contact your advisor or call the *Ameriprise*® Personal Wealth Group at 1-877-370-3950 to set up an account. There is no fee to open a brokerage account with Ameriprise Financial Brokerage Services (“AFBS”), and you will pay a reduced commission if AFBS sells shares on your behalf. Regular brokerage account maintenance fees apply. **Initiating an NQSO exercise without having an AMP brokerage account can delay the ability to exercise your NQSOs.**
- **Confirm that you are not in a blackout period.** A quarterly blackout period applies when the trading window closes and remains closed for approximately four weeks, as declared, until the Company’s earnings for the preceding quarter are made public. Other blackout periods may apply as determined by the Corporate Secretary’s Office. Participants who are subject to the regular quarterly blackouts (and any other blackouts) on trading in Ameriprise securities, including the exercise of NQSOs, will receive emails from the Corporate Secretary informing them of the dates on which the blackout will begin and end, as well as the related policy requirements.
- **Additional Notice and Approval Requirements.** Section 16 Officers and other members of the Executive Leadership Team are required to obtain pre-clearance before exercising options. The Corporate Secretary’s Office will provide you with an email explaining the pre-clearance process. It is important to understand, however, that pre-clearance may not be granted, depending on the facts and circumstances.

Steps for Exercising Vested NQSOs – U.S.

- Sign into your account with Shareworks to exercise your stock options. Indicate how you plan to pay for the AMP Shares you are purchasing by exercising the option and any required tax withholdings. You may pay the exercise cost (the per-share exercise price multiplied by the number of shares) and required tax withholdings using one of these payment options (in U.S. dollars):
 - **Net Exercise:**
 - Provide instruction to withhold a portion of the exercised shares equal in fair market value to the exercise cost plus any required tax withholdings to the Company in lieu of paying the exercise price in cash. The number of shares withheld to cover the required tax withholding is determined using the exercise method as follows:
 - Exercises entered during market trading hours (9:30 am ET – 4 pm ET) will use the fair market value

(FMV) price at the time the exercise is initiated; however, if the exercise is made pursuant to a limit order, then the limit price will be used for the calculation of taxes and shares withheld.

- Exercises entered after 4 pm ET and before 9:30 am ET will use the last closing FMV price; however, if the exercise is made pursuant to a limit order, then the limit price will be used for the calculation of taxes and shares withheld.
- **Buy-and-Hold Exercise: (Cash Exercise, using cash in your AFBS account):** Pay the exercise cost by instructing AFBS to take funds from your brokerage cash account.

If you choose to pay the exercise cost using the Buy-and-Hold Exercise method, you must have the funds available in your AMP brokerage account prior to initiating your exercise activity. You may pay any required minimum tax withholding by instructing AFBS to take funds from your AMP brokerage cash account to pay the required minimum tax withholding or instructing AFBS to withhold and sell the appropriate number of shares (otherwise available from the exercise) to pay the required minimum tax withholding. Note: Shares cannot be sold until after tax withholding liability has been determined. Due to price fluctuation (between exercise and disposition of shares), the exact number of shares needed to cover taxes will not be known immediately upon exercise.

Illustration: The illustration shows two methods to exercise an NQSO. In this example, assume a U.S. employee chooses to exercise 1,000 NQSOs with an exercise price of \$30 per share. Assume the market price preceding the exercise date is \$50 per share.

		Exercise Method	
		Net Exercise	Buy-and-Hold
A	Market value of exercised AMP Shares at \$50 (\$50 per share x 1,000 shares)	\$50,000	\$50,000
B	Exercise cost paid (\$30 per share x 1,000 shares)	\$30,000 600 shares will be withheld to pay the exercise cost (i.e., 600 shares x \$50 per share)	\$30,000 In order to pay the exercise cost (\$30,000), a Participant must have the necessary funds in his or her AFBS account prior to initiating an online exercise.
C	Pre-Tax Gain (A – B)	\$20,000	\$20,000
D	Minimum U.S. tax withholding paid (C x 40% assumed tax)	\$8,000 160 shares will be withheld to cover the required tax withholdings (160 x \$50 per share)	\$8,000 The Participant will instruct AFBS either to take \$8,000 from his or her brokerage account, or to withhold 160 shares to cover the required tax withholdings.
E	Incremental value after exercise cost and tax withholding (A – B – D)	\$12,000	\$12,000
F	Incremental share ownership (or net proceeds) from exercise	240 shares with a value of \$12,000 (1000 – 600 for exercise cost – 160 for required tax withholdings)	Assuming you withhold shares to cover the required tax withholdings, 840 shares (1,000 – 160 shares withheld for taxes).
Minus any applicable broker commissions.			

Steps for Exercising Vested NQSOs – EMEA

- Sign into your account at Executive Wealth Management (EWM) to exercise your stock options under the “Sell-to-Cover” Exercise method. Shares exercised will use that day’s closing fair market value (FMV) to determine the cost and any tax obligations associated with the exercise. If the exercise is entered on a non-market day, the FMV used will be the next day’s closing FMV.
- Under the Sell-to-Cover method, on exercise, the gross number of shares from an exercised option will be deposited in your name at the Plan’s transfer agent, Broadridge, and you will undertake to pay the aggregate exercise price and agree that a portion of the exercised shares equal in FMV to the exercise cost will be sold on your behalf and Ameriprise

can retain, out of the cash proceeds of the sale, an amount equal to the aggregate exercise price (which satisfies your undertaking to pay that amount).

- Where as a result of the exercise of the NQSO your employer has obligations to account for tax on your behalf under relevant regulations, in accordance with the authorization in your NQSO Award Certificate, Ameriprise will instruct Broadridge to sell to the Company, on your behalf, such number of your AMP Shares acquired on exercise as is considered appropriate in order to generate sufficient sale proceeds to comply with applicable withholding obligations. Note: Broadridge is the entity that will sell back to Ameriprise the number of shares needed to cover the cost of the exercise and any tax obligations. The shares remaining in your account will be the gross shares of the exercise, minus the cost of the exercise, minus any shares needed to cover the tax liability.

Illustration: Assume an NQSO of 1,000 shares is made with an exercise price of \$30 per share, the market price at business close on exercise date is \$50 and the withholding rate is 50%. You choose to exercise your option over all 1,000 shares.

A: Market value of exercised shares (\$50 multiplied by 1,000) = \$50,000

B: Aggregate exercise cost (\$30 per share multiplied by 1,000 shares) = \$30,000

600 shares ($\$30,000 / \50) are sold on your behalf to satisfy the aggregate exercise cost.

C: Pre-tax income ($\$50,000 - \$30,000$) = \$20,000

D: Amount of withholding for tax-related items ($\$20,000$ multiplied by 50%) = \$10,000

200 shares ($\$10,000 / \50) are sold on your behalf to satisfy the tax withholding obligations.

E. Value after aggregate exercise price and settlement of tax obligations ($\$50,000 - \$30,000 - \$10,000$) = \$10,000

F. Residual shares from exercise ($1,000 - 600 - 200$) = ($\$10,000 / \50) = 200 shares

- Tax withholding and other tax-related items due on the market value of these Company Shares will depend on the regulations in your country.

Treatment of NQSOs upon Certain Events

To find out how your NQSOs will be treated upon a Qualified Retirement, employment termination, leave of absence, etc., please see the "Treatment of LTIA's upon Certain Events" section in this Guide.

Performance Stock Units

PSUs are subject to the terms of the PSU Supplement to this Guide and your PSU Award certificate. Please refer to the separate PSU Supplement to this Guide that was provided to you and your PSU Award for details and provisions pertaining to these Awards.

Performance Cash Units

PCUs are subject to the terms of the PCU Supplement to this Guide and your PCU Award certificate. Please refer to the separate PCU Supplement to this Guide on **inside** and your PCU Award for details and provisions pertaining to these Awards.

Legal Compliance

All Participants: Participants are legally responsible for compliance with the federal securities laws prohibiting trading in securities when aware of nonpublic information about Ameriprise or its securities that a reasonable investor would consider significant when trading in those securities.

Section 16 Officers: For purposes of this Guide, Section 16 Officers are defined as those individuals meeting the definition found in Rule 16a-1 under the Securities Exchange Act of 1934 (the "Act"). Section 16 Officers have certain additional legal

and compliance requirements. For example, Participants who are Section 16 Officers of the Company need to be aware that all of their acquisitions and dispositions of AMP Shares, including AMP Shares and similar rights under the Plan, the Ameriprise Financial 401(k) Plan, and all other stock-based compensation plans maintained by the Company or its subsidiaries, may be subject to the reporting requirements and short-swing trading restrictions under Section 16 of the Act. Participants who are Section 16 Officers of the Company should consult with their personal financial or legal advisor prior to selling and/or buying AMP Shares.

“Affiliates” of the Company: The U.S. securities laws impose restrictions on the resale of AMP Shares by individuals who are “affiliates” of the Company. Affiliates may resell their AMP Shares by complying with Rule 144 under the Securities Act of 1933, as amended (the “Securities Act”) or by registering their AMP Shares for sale under the Securities Act. These restrictions do not apply to individuals who are not affiliates of the Company.

Tax Implications for LTIA (U.S. citizens and residents only)

The following is a summary description of the United States federal income and employment tax consequences generally arising with respect to RSAs, NQSOs and RSUs issued under the Plan. For U.S. federal income tax consequences of PSUs and PCUs, please refer to the PSU Supplement to this Guide or PCU Supplement to this Guide, as applicable.

There may also be state and local taxes applicable to these awards. This summary is not intended to be a complete description of all possible tax consequences of LTIA issued under the Plan, and you should be aware that different tax treatments may apply outside of the United States depending upon your country of residence and/or citizenship.

RSAs and RSUs: Income & Employment Tax Implications

Below is a summary of the general U.S. federal income tax implications for U.S. taxpayers. The Company is not providing advice to you on the tax treatment of any LTIA. You are strongly urged to consult with your personal tax advisor on the applicable tax implications of RSA or RSU awards and selling acquired AMP Shares considering your individual circumstances.

- There are no federal income tax consequences when an RSA or RSU award is granted. When the restricted period expires and RSA shares vest (i.e., the RSA shares become transferable or no longer subject to a substantial risk of forfeiture, whichever occurs earlier) or when RSU shares are delivered to you, you receive ordinary compensation income based on the market value of an AMP Share on the day of vesting or delivery, as applicable. Your Form W-2 wage and earnings statement will indicate that you had ordinary compensation income equal to the market value of your vested AMP Shares.
- Income resulting from the vesting of RSA shares is subject to statutory withholding for U.S. federal income tax and FICA taxes (Social Security and Medicare), plus any applicable statutory state and local withholding. Income when RSUs vest or are no longer subject to substantial risk of forfeiture is subject to statutory withholding of FICA taxes (Social Security and Medicare) at such time, and is subject to U.S. federal income tax, plus any applicable statutory state and local withholding, at the time of delivery of RSU shares. (**NOTE:** The actual income tax you owe will be based on your individual circumstances and may be more or less than the income tax withheld.) The net AMP Shares deposited into your account will be the number of AMP Shares specified in your RSA or RSU award less the necessary number of AMP Shares needed to satisfy any tax withholding requirements.

Please note that in some instances FICA taxes may be payable before an Award vests and/or you receive AMP Shares. For example, if you satisfy the retirement provisions as described in the “Qualified Retirement” section, the RSU will become taxable for FICA purposes. After this occurs, only income tax would apply at vesting of the AMP Shares.

Selling AMP Shares: If you later sell AMP Shares acquired from the vesting of RSA shares or the delivery of RSU shares, you will realize a short-term or long-term capital gain (or loss) on the spread between the market value on the date of vesting or delivery (your cost basis) and the net proceeds you receive when you sell the AMP Shares. If you realize a gain after satisfying a minimum holding period (currently greater than one year) and are in a net capital gain position under applicable U.S. tax rules, you may be able to pay tax on the gain based on long-term capital gains tax rates. These rates are generally lower than ordinary income and short-term capital gains tax rates. If you realize a loss, you may be able to use that loss to offset any capital gains you may otherwise have. Any loss in excess of capital gains may, to a limited extent, be used to offset ordinary income, as permitted under applicable U.S. tax rules.

Dividend Payments: During the scheduled vesting period, any dividends or dividend equivalents paid on unvested RSA or RSU shares will be paid through the transfer agent, Broadridge, and reflected in the earnings column under “R Stock Div” on your

paycheck. Dividend or dividend equivalents paid on these shares are also considered ordinary income and are subject to the taxes described above. This ordinary income will appear on your Form W-2 wage and tax statement. Prior to the dividend payment date, you will receive an email notification from the Ameriprise LTIA Administration team. The notification will provide information on the approved cash dividend per common share, dividend payable date, and record date as declared by the Board.

Vesting Notification: In advance of an RSA or RSU scheduled vesting event, you will receive an email notification of this pending vesting from the Ameriprise LTIA Administration team. The notification will provide you with important information and instructions in advance of the vesting date. The details of your RSA or RSU vesting event, including vesting date, market value of your vested AMP Shares, stock price used to calculate the fair market value, number of shares withheld to satisfy your tax obligation, breakdown of the taxes withheld, and net shares delivered to you are available via Shareworks or EWM, as applicable.

NQSOs: Income and Employment Tax Implications

Below is a summary of the general U.S. federal income and employment tax implications for holders of NQSOs who are U.S. taxpayers. The Company is not providing advice to you on the tax treatment of any LTIA, including the exercise of an NQSO. You are strongly urged to consult with your personal tax advisor on the applicable tax implications of NQSOs and selling acquired AMP Shares considering your individual circumstances.

- In the year that you exercise an NQSO, your Form W-2 wage and tax statement will indicate that you had ordinary compensation income equal to the difference between the per-share exercise price and the market value of an AMP Share on the day of the exercise multiplied by the number of shares exercised on such date.
- Income resulting from an NQSO exercise is subject to statutory withholding for U.S. federal income tax and FICA taxes (Social Security and Medicare), plus any applicable statutory state and local withholding. (**NOTE:** The actual income tax you owe will be based on your individual circumstances and may be more or less than the income tax withheld.) How you pay any required tax withholdings is determined based on which of the payment options you use to exercise your NQSO. Please refer to the sections in this Guide titled “Illustration of NQSO Exercise Methods” and “Steps for Exercising NQSOs” for additional information on the methods for paying required tax withholdings.

Selling AMP Shares: If you later sell AMP Shares acquired from an NQSO exercise, you will realize a short-term or long-term capital gain (or loss) on the spread between the market value on the date of exercise (your cost basis) and the net proceeds you receive when you sell the AMP Shares. If you realize a gain after satisfying a minimum holding period (currently greater than one year) and are in a net capital gain position under applicable U.S. tax rules, you may be able to pay tax on the gain based on long-term capital gains tax rates. These rates are generally lower than ordinary income and short-term capital gains tax rates. If you realize a loss, you may be able to use that loss to offset any capital gains you may otherwise have and any loss in excess of capital gains may, to a limited extent, be used to offset ordinary income, to the extent permitted under applicable U.S. tax rules.

Multi-State Taxation Process

If you work in multiple states or have transferred between states during your work tenure and awards have been granted during those years under the LTIA Program, **a state wage adjustment may be done to properly allocate your earnings.** Some individual states require a “look-back” allocation for various types of income, including the exercising of Non-qualified Stock Options, vesting of Restricted Stock Units and Restricted Stock Awards, as well as some other compensation distributions not granted under the LTIA Program.

Each year, the Company will recalculate the appropriate state wages for the various earnings. A year-end adjustment is then made so that the appropriate state allocation amount is reported correctly on your Form W-2, based on individual state rules for allocating these various types of compensation items. If you are affected by the multi-state taxation process, you will receive a report in early February each year for the prior year’s activity from HR Services to support the final state allocations reported on your Form W-2.

Please Note: If you are affected by the multi-state taxation process, the state tax withholding amounts recorded in the Shareworks “Activity” section will show the taxes withheld for NQSO exercises and/or RSA/RSU vesting events based upon the withholding rates as recorded in Payroll at the time the activity took place. Please consult your tax professional regarding the effect on your personal state tax return(s).

Section 409A of the Code

It is intended that all Awards under the Plan either comply with or are exempt from the requirements of Section 409A to prevent the inclusion in gross income of any benefits accrued thereunder in a taxable year prior to the taxable year or years in which such amount would otherwise be distributed or made available to the Participant. All Awards under the Plan shall be administered and interpreted in a manner that is consistent with such intention and the Company's Policy Regarding Section 409A Compliance.

Notwithstanding any other provision of this Guide to the contrary, to the extent that an Award constitutes nonqualified deferred compensation to which Section 409A applies: (1) payments under such Award shall be made at a time and in a manner that satisfies the requirements of Section 409A and guidance of general applicability issued thereunder, including the provisions of Section 409A(a)(2)(B) to the extent distributions to any employee are required to be delayed six months; (2) references to "termination of employment" and similar terms mean the date that the Participant first incurs a "separation from service" within the meaning of Section 409A; and (3) payment shall be made as soon as administratively practicable following the permissible payment event, but in no event later than the end of the year in which the permissible payment event occurs, or, if later, by the 15th day of the third month following the date of the permissible payment event (and the Participant will not be permitted, either directly or indirectly, to designate the year of payment). If any payment that would otherwise be made under an Award is required to be delayed by reason of this section, such payment shall be made at the earliest date permitted by Section 409A. The amount of any delayed payment shall be the amount that would have been paid prior to the delay and shall be paid without interest. Notwithstanding the foregoing, the Company makes no representation that Awards granted under the Plan comply with or qualify for an exemption from Section 409A and in no event shall the Company be liable for all or any portion of any taxes, penalties, interest or other expenses that may be incurred by a Participant on account of noncompliance with Section 409A.

Treatment of LTIs upon Certain Events

Existing practices regarding the treatment of outstanding RSAs, RSUs, and NQSOs under certain circumstances are described below. For the treatment of outstanding PSUs and PCUs, please refer to the PSU Supplement to this Guide or PCU Supplement to this Guide, as applicable. The Committee may amend the following practices for any or all outstanding and future LTIs. For specific information about the treatment of your LTIs, please see the applicable section of this Guide that describes the following specific events:

- Part-time employment status
- Leave of absence
- Employment termination
- Qualified Retirement
- Death
- Disability Termination
- Transfer between business segments
- Transfer from field eligible employee to franchise advisor
- Rehire
- Situations of Detrimental Conduct
- Compensation Recovery and Malus Policies
- Change in Control of the Company

Key Definitions Relating to Treatment upon Certain Events

- **"Disability"** means a mental or physical condition which, in the opinion of the Committee, renders a Participant unable or incompetent to carry out the job responsibilities which such Participant held or tasks to which such Participant was assigned at the time the disability was incurred and which is expected to be permanent or for an indefinite period of not less than six months. With respect to any Award that constitutes deferred compensation under Code Section 409A and is subject to Code Section 409A, the Committee may not find that a Disability exists with respect to the applicable Participant unless, in the Committee's opinion, such Participant is also "disabled" within the meaning of Code Section 409A.
- **"Last Day Worked"** means the date on which a Participant undergoes a "separation from service" from the Company (and its affiliates), as defined under Section 409A of the Code, and as determined in accordance with the Company's Policy regarding Section 409A Compliance. Typically, this means that your Last Day Worked will be the same date as the date your employment with the Company terminates. However, if there is an extended period when you are no

longer actively providing services to the Company prior to your date of termination of employment (e.g., any contractual non-working notice period, any period of “garden leave”, or any other extended non-working period), the Company shall have the exclusive discretion to determine that the date of your Last Date Worked is earlier than the date of termination of your employment. The Company will disregard short term absences due to sickness and PTO when determining your Last Day Worked. Your Last Day Worked will not be before the date you have served or been given notice to terminate your employment. If your Last Day Worked is earlier than your date of termination of employment, the Company will notify you in writing of your Last Day Worked.

- **“Retirement Eligible”** means the Participant is at least age 55 and has at least 10 years of cumulative service.
- **“Severance Benefit”** means both (a) payment of severance benefits under a Company severance plan, provided the Participant has complied with all requirements to receive the severance benefits (including signing a release of claims in a form prescribed by the Company); and (b) if so designated by the Committee or its designee, any other agreement between the Company and a Participant that provides for pay or other benefits upon a separation of employment, provided the Participant has complied with the requirements in such agreement.
- **“Qualified Retirement”** means the Participant has satisfied each of the following requirements upon termination of employment:
 1. Participant is Retirement Eligible.
 2. Participant has notified the Chief Executive Officer (or in the case of the Chief Executive Officer, the Chair of the Committee) of Participant’s intent to commence discussions regarding Participant’s retirement, with such notice provided at least twelve months prior to the Participant’s Last Day Worked.
 3. Participant attests to their intent to exit the workforce, with limited permitted exceptions, as prescribed by the Committee.
 4. Participant has remained actively employed with the Company in good standing through the required notice period, or such earlier date as selected by the Company if it elects to waive all or part of the notice period.

Part-Time Employment Status

Outstanding LTIA's continue to vest while you are on part-time status, subject to the Company’s right to adjust or terminate any outstanding LTIA's, based on its determination of a significant change in your duties and responsibilities.

Leave of Absence

Outstanding LTIA's continue to vest when you are on a leave of absence (as determined by the applicable Company policies) subject to the Company’s right to adjust or terminate any outstanding LTIA's, based on its determination of a significant change in your duties and responsibilities and/or related employment.

Employment Termination

This section pertains to employment terminations **other than** due to a Qualified Retirement, death, or Disability (which are separately described below).

1. **Voluntary Termination:** If you voluntarily terminate your employment with the Company for any reason other than a Qualified Retirement, death, or Disability, your unvested LTIA's will be forfeited on your Last Day Worked. There are no exceptions to this rule except as outlined in this section. Any vested and exercisable NQSO's that you do not exercise within the earlier of 90 days after your Last Day Worked or the award expiration date will be canceled.
2. **Involuntary Termination Not Eligible for a Severance Benefit:** If your employment is terminated for any reason other than a Qualified Retirement, death, or Disability or in connection with a Change in Control (which is separately described below) and you do not receive a Severance Benefit, your outstanding LTIA's, including any vested/exercisable NQSO shares that have not been exercised, will be canceled on your Last Day Worked.
3. **Involuntary Termination Resulting in a Severance Benefit (Not Retirement Eligible):** If your employment is

involuntarily terminated for any reason other than a Qualified Retirement, Death or Disability or in connection with a Change in Control, and such involuntary termination results in a Severance Benefit, but at the time of such termination you are not Retirement Eligible, your awards will be treated as described in the below chart.

Award Type	Provisions
RSA or RSU	Unvested RSAs and RSUs will continue to vest and pay out under their existing terms for 12 months following your Last Day Worked. Any RSA and RSU Awards that are not scheduled to vest within 12 months following your Last Day Worked are forfeited as of the Last Day Worked.
NQSO	<p><u>Vested NQSOs</u>: For awards that were previously vested/exercisable, you will have the earlier of the award expiration date or 90 days from your Last Day Worked to exercise. After this date, the vested but unexercised NQSOs will be forfeited.</p> <p><u>Unvested NQSOs</u>: Unvested NQSOs as of your Last Day Worked will continue to vest as originally scheduled for 12 months following your Last Day Worked. All NQSOs not scheduled to vest within 12 months following your Last Day Worked will be forfeited. For such NQSOs that vest following your Last Day Worked, you will have 90 days from the upcoming vesting date(s) to exercise such NQSOs. Any NQSOs not exercised within those 90 days will be forfeited.</p>

4. **Involuntary Termination Resulting in a Severance Benefit (Retirement Eligible)**: If your employment is involuntarily terminated for any reason other than a Qualified Retirement, death, Disability or in connection with a Change in Control, and such involuntary termination results in a Severance Benefit, and at the time of such termination you are Retirement Eligible, your awards will be treated as described in the chart describing the treatment upon a Qualified Retirement.
5. **Terminations in Connection with Certain Company Actions**: Subject to limitations under any applicable law, if your employment is terminated as a result of certain Company actions, such as the divestiture of a business unit, and such termination does not result in a Severance Benefit, your unvested NQSOs, RSAs and RSUs will be canceled on the earlier of the award expiration date or your Last Day Worked. You will have 90 days from your Last Day Worked (or until the award expiration date, if earlier) to exercise any vested and exercisable NQSO shares. Your vested NQSOs will expire and be canceled upon the earlier of the end of the 90-day period following your termination and award expiration date.

Qualified Retirement

The chart below shows how your RSAs, RSUs and NQSOs are treated if you voluntarily terminate your employment and satisfy the requirements of a Qualified Retirement.

Award Type	Provisions
RSA or RSU	Awards will continue to vest and pay out as originally scheduled.
NQSO	Awards will continue to vest as originally scheduled. You will have the earlier of the award expiration date or 5 years from your Last Day Worked to exercise any vested/exercisable NQSOs. Any NQSOs not exercised by such date will be canceled.

Death

Access to manage your LTIA's will be granted to your executor/executrix of your estate. In the U.S, the executor/executrix must open an Ameriprise Financial estate brokerage account to receive delivery of any vested shares and to exercise any vested and exercisable NQSOs. Outside the U.S., employees are required to open an account with the Company's Transfer Agent, Broadridge. The estate is then responsible for distributing any funds or shares according to the laws of descent and distribution. The chart below shows how RSAs, RSUs and NQSOs are treated if your employment with the Company terminates due to your death.

Award Type	Provisions
RSA or RSU	Unvested awards will become fully vested on your date of death and are paid as soon as administratively practicable following the vesting date. Shares will be issued into the estate's Ameriprise Financial brokerage account.
NQSO	Unvested awards will become fully vested on your date of death. The executor/executrix of your estate will have until the earlier of the award's expiration date or 12 months from your date of death to exercise any vested/exercisable NQSOs. Shares will be issued into the estate's Ameriprise Financial brokerage account. Any remaining NQSOs not exercised by the expiration date will be canceled.

Disability Termination

The chart below shows how your RSAs, RSUs and NQSOs are treated if your employment with the Company terminates due to Disability.

Award Type	Provisions
RSA or RSU	Unvested awards will become fully vested on your Last Day Worked and are paid as soon as administratively practicable following the vesting date.
NQSO	Unvested NQSOs will become fully vested on your Last Day Worked. You will have the earlier of the award expiration date or 12 months from your Last Day Worked to exercise any vested/exercisable NQSOs. Any remaining NQSOs not exercised by the expiration date will be canceled.

Transfer between Business Segments

Outstanding LTIA's continue to vest when you transfer from one business segment to another, subject to the Company's right to adjust or terminate any outstanding LTIA's, based on its determination of a significant change in your duties and responsibilities and/or related employment.

Transfer to Franchise Advisor

A Participant's Awards will continue to vest and pay out (and for NQSOs, be exercisable) as originally scheduled following the Participant's transfer to Franchise Advisor status, provided the Participant satisfies the following requirements of a "Qualifying Transfer":

- (1) Participant has provided notice to the Chief Executive Officer (or in the case of the Chief Executive Officer, the Chair of the Committee) of their intent to commence discussions regarding their transfer to Franchise Advisor status, with such notice provided at least twelve months prior to the participant's last day of employment;
- (2) Participant transfers directly to Franchise status upon termination of employment, without a break in service;
- (3) Participant possesses the field advisor licensing requirements, which are existing requirements for an advisor candidate, as established by the Company; and
- (4) Participant remains current on payment of franchise expenses and fees, maintains the appropriate licensing requirements as required by the Company, and remains in compliance with the Franchise Agreement.

Except as provided in the following paragraph, if at any time a Participant is not in compliance with the above requirements of a Qualifying Transfer, all outstanding unvested Awards will be immediately forfeited.

If, following a transfer to a Franchise Advisor role, a Participant's affiliation with the Company as a Franchise Advisor terminates, any outstanding Awards will be treated in accordance with the terms found in the *Treatment of Long-Term Incentive Awards for Employees Transferring to Ameriprise Financial Franchise Advisor Status* policy, under the section entitled

“Treatment of Awards upon Certain Events Occurring After Qualified Transfer to Franchise Advisor Status”.

Note: Transitioning to an AFA (Associate Financial Advisor), Paraplanner or other staff role of a Franchise Advisor will result in forfeiture of any outstanding Awards.

Rehire

In the event you terminate your employment with the Company, or your employment is terminated by the Company, and any of your outstanding LTIA's are canceled and/or forfeited, and you are subsequently rehired by the Company, any LTIA's that were canceled or forfeited at termination will not be reinstated upon rehire.

Situations of Detrimental Conduct (U.S. only)

To protect the interests of the Company and all employees, the Company has implemented Detrimental Conduct Provisions. These provisions support the multi-year performance objectives of LTIA's, and such provisions are incorporated into, and part of the terms and conditions of, Awards under the Plan.

Detrimental Conduct Provisions specify how LTIA's and LTIA payments will be handled in the event an employee joins a defined competitor (“Competition”), leaves and solicits business customers, solicits or hires Ameriprise Financial employees, discloses confidential information or trade secrets, denigrates the Company or Company employees or otherwise engages in conduct that is against the Company’s interests during certain time periods, in each case, as defined by the Company (each, a “Restricted Activity”).

Please review the Consent to the Application of Forfeiture and Detrimental Conduct Provisions to Long-Term Incentive Awards and/or any other restrictive covenant agreements between you and the Company or any of its subsidiaries for the specific detrimental conduct provisions and/or restrictive covenants that apply to your Awards.

Compensation Recovery and Malus Policies

In certain circumstances, the Company may clawback or apply malus to certain awards, as provided by Company policies or applicable regulations, including pursuant to the following:

- The Ameriprise Financial, Inc. Policy for the Recovery of Erroneously Awarded Compensation, effective as of Oct. 2, 2023 (applicable to Section 16 Officers)
- Ameriprise Financial, Inc. Incentive Compensation Recoupment Policy, as amended and restated as of Dec. 4, 2019 (applicable to ELT members)
- The Columbia Threadneedle Investments, EMEA Remuneration Policy

Please review the terms of these policies, copies of which can be obtained from the LTIA Administration Group, for more information.

Change in Control of the Company

The Plan’s provisions regarding a Change in Control of the Company (a “CIC”) have been designed to preserve earned or anticipated compensation and benefits if a CIC were to occur. The goal of the Plan’s CIC provisions is to help you maintain your focus on your work during the uncertainty that accompanies a potential CIC.

Generally, as the term is used in this Guide, a CIC includes the following:

1. A third party acquires 25% or more of the Company’s common shares or voting securities.
2. A majority of the Company’s Board is replaced within any 12-month period.
3. The consummation of certain mergers, reorganizations, consolidations, and sales of assets.
4. The consummation of a complete liquidation or dissolution of the Company.

If a merger or other business combination transaction between the Company and another party occurs, a CIC will occur if any of the following conditions are present:

- Parties who were Ameriprise Financial shareholders before the transaction own 50% or less of the voting securities of the new company resulting from the business combination, or their ownership is not substantially in the same proportions as before the transaction.
- An unaffiliated party ends up owning 25% or more of the voting securities of the new company (other than a party who owns 25% or more before the transaction).
- A majority of the Board of the new company is made up of individuals who were not Company Board members at the time the deal was signed or approved.

The treatment of RSAs, RSUs and NQSO awards upon a CIC is outlined below:

- If your employment is terminated in a manner that entitles you to severance under the applicable severance plan within two years following the CIC, any outstanding unvested Awards will immediately vest.
- For any Award granted on or after April 26, 2023, unless otherwise provided by the Committee prior to a CIC, any Award that is not assumed, continued or substituted by the acquiror or surviving entity in connection with such CIC shall become fully vested on or following the CIC.

For the treatment of outstanding PSUs and PCUs, please refer to the PSU Supplement to this Guide or PCU Supplement to this Guide, as applicable.

Change in Control situations are complex and involve a variety of possible circumstances. In the event of a CIC, the Company will provide detailed information to you about any compensation and benefits programs that may have special CIC provisions.

Payments to Certain U.S. Taxpayers upon a Change in Control of the Company

(This material is highly complex. In the event of a CIC, the Company will provide detailed information to you.)

In summary, Sections 280G and 4999 of the Code impose a 20 percent excise tax (in addition to regular income and employment taxes) on certain compensatory payments (referred to as “excess parachute payments”) to certain individuals (referred to as “disqualified individuals”) that are made in connection with a change in ownership or control of a corporation. Generally, disqualified individuals include individual shareholders who own more than one percent of the fair market value of the stock of the Company, the top 50 most highly compensated officers of the Company and its subsidiaries and the top 250 most highly compensated employees or independent contractors of the Company and its subsidiaries. The actual list of disqualified individuals can only be determined based on information available at the time of a CIC, based on applicable IRS guidance.

In the event of a CIC, a disqualified individual may be liable for the 20 percent excise tax on a portion of his or her LTIA and other compensation and benefits if the value of such compensation and benefits constitute excess parachute payments. The determination of whether all or a portion of the value of a payment or a benefit is an excess parachute payment is highly complex and can only be determined based on information available at the time of a CIC, based on applicable IRS guidance.

In the event of a CIC, if the Company determines that you are a disqualified individual and that you will receive excess parachute payments, then the Company will perform a “best net” calculation to determine whether you receive a better economic result by continuing to be entitled to all of the compensation and benefits and by paying the excise tax yourself or by having your entitlement to accelerated vesting limited to the minimum extent necessary to avoid the excise tax. The Company will determine, in its sole discretion, which approach is more favorable to you and will apply it. You will not be eligible for additional payments to offset the impact of any excise tax. If the limit is applied, LTIA and value not accelerated for disqualified individuals will continue to be governed by applicable award documents and paid out as applicable.

Administrative Information about this Guide

About this Guide

This Guide sets forth the terms, conditions and features of Awards granted pursuant to the Plan. In the event of a conflict or inconsistency between this Guide and the Plan, the Plan provisions will govern.

The LTIA program is designed for eligible senior executives of the Company, and any of its subsidiaries participating in the

Plan, as determined by the Committee. Awards are granted at the discretion of the Committee, or, to the extent permitted by the Plan, its delegate, and are subject to local market regulations and legislation, which could change at any time. Also note that while the tax laws that apply to Participants are based on each employee's tax jurisdiction, and the tax information provided in this Guide is for U.S. purposes only. The Company strongly urges all employees to consult their personal tax advisor with any questions or issues regarding their Awards or their participation in the Plan.

The Board, and to the extent authority has been delegated to the Committee, the Committee, may, from time to time, alter, amend, interpret, suspend or terminate the Plan and applicable Plan documents as it shall deem advisable, without the prior consent or notice of employees (including, but not limited to, alignment with legislative or regulatory developments) subject to the terms of the Plan document, including the rules and regulations of the principal securities market on which AMP Shares are traded.

This Guide does not constitute a contract of employment between the Company and any individual or an obligation by the Company to maintain any compensation or benefit plan, program, practice or policy other than with respect to the award terms described herein. The Company has taken steps to ensure the accuracy of this Guide; however, it reserves the right to issue corrected information in the event of an error.

About the Illustrations

All Award illustrations and corresponding values shown in this Guide are for hypothetical purposes only and are based upon financial, share price and other assumptions about future events or circumstances, which may or may not actually occur. All Awards are subject to continuous employment and other award requirements.

The illustrations are hypothetical and not meant to imply that the Company will achieve certain stock prices or growth rates or has achieved any stated growth rate consistently in the past. The value and return on Company common stock will fluctuate over time and may be worth more or less than the values shown in these illustrations. Past performance is no guarantee of future results. Please consult your personal financial advisor on the value, tax, and other implications of your LTIA's under the Plan, as applicable to your circumstances. This Guide is not intended to provide any financial or tax advice.

Award Confirmation Materials

All employee recipients of LTIA's will have online access to their individual LTIA information and grant details through the Company's online administrative platform, Shareworks or EWM, as applicable.

Governing Award Documents

The Plan, the applicable Award communications or detail, this Guide, any certificate, and any supplement to this Guide contain the controlling provisions of each Award granted pursuant to the Plan. These documents, along with Committee decisions, will govern in cases of conflict, ambiguity, or miscommunication. No employee has the authority to change or supersede LTIA provisions or Committee decisions. Any representation to the contrary will be void and nonbinding on the Company.

The provisions of all Awards and this Guide are governed by, and subject to, the laws of the State of Delaware, United States of America, without regard to its conflict of law provisions, as provided in the Plan.

AMP Shares Available for Grant under the Plan

A total of 58,112,000 AMP Shares are authorized for issuance under the Plan. Of such total, as of December 31, 2022, no more than 5,000,000 shares may be issued for what are referred to as "full value" awards granted after December 31, 2022. "Full value" awards are Awards other than stock options or stock appreciation rights. AMP Shares issued under the Plan may be either newly issued shares or treasury shares.

If any shares subject to an award are forfeited, expire or otherwise terminate without issuance of such shares, or any award is settled for cash or otherwise does not result in the issuance of all or a portion of the shares subject to such award, such shares shall, to the extent of such forfeiture, expiration, termination, cash settlement or non-issuance, again be available for issuance under the Plan, and for full value awards, shall be added to the number of shares that may be used for full value awards. Shares withheld by the Company to satisfy tax withholding requirements for Awards other than options or stock appreciation rights will also again be available for issuance under the Plan and shall be added to the number of shares that may be used for full value awards.

For the avoidance of doubt, in the event that (i) any stock option or other award granted under the Plan is exercised through the tendering of shares (either actually or by attestation) or by the withholding of shares by the Company, (ii) withholding tax liabilities arising from such option or other award are satisfied by the tendering of shares (either actually or by attestation) or by the withholding of shares by the Company (iii) any shares are repurchased by the Company with the proceeds from option exercises, or (iv) where the aggregate exercise price or any tax-related obligations as a result of regulation arising from such exercise is funded through a "Sell-to-Cover" method as referred to in this Guide, the shares so tendered, withheld, sold, or repurchased shall not become available for issuance under the Plan.

Plan Administration

The Committee may from time to time designate the people who should be granted Awards under the Plan and the amount, type and other terms and conditions of Awards. Subject to the terms and limitations of the Plan, the Committee will have full discretion and authority to administer the Plan, including authority to interpret and construe the provisions and terms of Awards and to adopt rules and regulations under the Plan.

The Plan is not subject to the requirements of the Employee Retirement Income Security Act of 1974, as amended (ERISA), and it is not qualified under the Internal Revenue Code.

Performance-Based Compensation

To the extent that an Award is intended to qualify as a performance award, the Committee may grant Awards based on achievement of one or more performance measures as determined by the Committee.

Such performance goals shall be established and measured by the Committee upon the grant of each Award; provided, however, that a performance period shall not be shorter than one year.

Adjustments upon Changes in Capitalization

If the outstanding shares of Company common stock are changed by reason of any stock split, stock dividend, combination, subdivision or exchange of shares, recapitalization, merger, consolidation, reorganization or other extraordinary or unusual event, the Committee, to the extent that it determines adjustments to be appropriate, will direct that appropriate changes be made in the maximum number or kind of securities that may be issued under the Plan and in the terms of certain outstanding awards, including the number of shares or securities subject to awards and the exercise price or other stock price or share-related provisions of awards.

Tax Withholding

The Plan provides that the Committee is authorized to establish procedures to enable Participants to elect to satisfy certain federal, state and local withholding tax requirements using any method approved by the Committee. For the U.S., such methods may include, but are not required to include, withholding such amounts from the Participant's compensation, the Participant paying such amounts in cash, the Participant tendering previously acquired AMP Shares or the Company withholding AMP Shares otherwise issuable under the Award. If a Participant tenders AMP Shares or instructs the Company to withhold AMP Shares, only the number of AMP Shares sufficient to satisfy the Participant's maximum statutory tax withholding rate or such other rate that will not trigger a negative accounting impact will be tendered or withheld. Outside the U.S., any such tax requirements will be funded through the "Sell-to-Cover" method as referred to in this Guide and the relevant entity will arrange the sale of such number of Shares as it considers appropriate (in its discretion) in order to generate sufficient sale proceeds to enable it to comply with its tax-related obligations.

Assignment and Transfer

LTIA's may not be sold, pledged, assigned, hypothecated, transferred or disposed of in any manner other than by will or by the laws of descent or distribution, except as permitted by the Committee.

Amendment

Our Board of Directors may at any time suspend or discontinue the Plan or revise or amend it in any way; however, the Board generally may not reprice, adjust or amend the exercise price of outstanding stock options or the strike price of outstanding stock appreciation rights, whether through amendment, cancellation and replacement grant, or any other means, nor permit the exchange of an outstanding option for cash or another award, unless such action is approved by the Company's

shareholders. In addition, certain amendments to the Plan require shareholder approval.

Term of the Plan

No grants of LTIA's may be made under the Plan after April 26, 2033.

Resources

Availability of Certain Information and Incorporation of Documents by Reference

Pursuant to the Securities Exchange Act of 1934, as amended (the "Exchange Act"), the Company will provide, without charge, upon the written or oral request of any person to whom this Guide is delivered by the Company or one of its affiliated entities to the Corporate Secretary's Office, Ameriprise Financial, Inc., 55 Ameriprise Financial Center, Minneapolis, MN 55474, 612.671.3131, a copy of any of the following documents, all of which are incorporated by reference in this Guide:

- (a) The Company's Annual Report on Form 10-K for the year ended December 31, 2024, filed with the Securities and Exchange Commission (the "Commission") on February 20, 2025 (the "2024 Annual Report").
- (b) All other reports filed by the Company pursuant to Section 13(a) or 15(d) of the Exchange Act since the end of the fiscal year covered by the 2024 Annual Report; and
- (c) The description of the Company's common stock contained in an exhibit to the 2024 Annual Report (as filed therewith or incorporated by reference therein), including any amendment or report filed for the purpose of updating such description.

All documents filed by the Company with the Commission pursuant to Sections 13(a), 13(c), 14 or 15(d) of the Exchange Act subsequent to the date of the Registration Statement on Form S-8 to which this Guide relates and prior to the filing of a post-effective amendment that indicates that all securities offered hereby have been sold or that deregisters all securities then remaining unsold, will be deemed to be incorporated by reference in, and to be a part of, this Guide from the date of filing of such documents. Any statement contained herein or in a document incorporated or deemed to be incorporated by reference herein will be deemed to be modified or superseded for purposes of this Guide to the extent that a statement contained in any subsequently filed document which also is or is deemed to be incorporated by reference herein modifies or supersedes such statement. Any such statement so modified or superseded will not be deemed, except as so modified or superseded, to constitute a part of this Guide.

Nothing in this Guide will be deemed to incorporate information furnished but not filed with the Commission pursuant to Item 2.02 or Item 7.01 of Form 8-K.

In addition, the Company will provide, without charge, upon the written or oral request of any person to whom this Guide is delivered by the Company or one of its affiliated entities to the Corporate Secretary's Office (contact information noted above), copies of all reports, proxy statements and other communications distributed by the Company to the holders of AMP Shares.

Contact Information

Type of question or information needed	Contact/email/web address	Phone number	Fax number
All NQSO exercises (Net or Buy-and-Hold) (U.S.)	Ameriprise Financial Brokerage Services Email: ESO.Group@ampf.com	612.671.5355 or 800.555.9826	612.671.6023
RSU and Stock option exercises (EMEA)	Executive Wealth Management (EWM) Website: https://www.ewmeurope.com/ewmParticipant/ewms/login	41.44.913.1990 (Europe location hours between 9 a.m. – 6 p.m. GMT), 1.203.972.6900 (US location hours between 9 a.m. – 6 p.m. Eastern time)	Not Available

Ameriprise Brokerage Account (to access brokerage account information)	Ameriprise Financial Brokerage Services Website: ameriprise.com	612.671.5355 or 800.555.9826	612.671.6023
RSA/RSU, PCU/PSU and NQSO grant information (U.S.grants, exercise options, vesting detail, tax information, brokerage account number on file with Stock Administration)	Website: wam.advisorcompass.com/ac/shareworks (Can also search for Shareworks site on <i>Inside</i> and AdvisorCompass®). Email: Ameriprise.LTIA.Administration@ampf.com	612.671.4441	612.671.3948
Detrimental Conduct Provisions	Email: Ameriprise.compensation@ampf.com	612.671.3072	612.671.3948
Other information requests (e.g., LTIA policy questions for HR, general LTIA questions)	Email: Ameriprise.LTIA.Administration@ampf.com	612.671.4441	612.671.3948
Senior Management Stock Ownership Program	Email: Ameriprise.compensation@ampf.com	612.671.3072	612.671.3948
Pre-clearance, Ameriprise Securities Trading Policy including information about Blackout Periods	Ameriprise Corporate Secretary's Office	612.678.0106 612.671.4471	612.671.4841
Stock Transfer Agent: Shareholder inquiries, Address changes, Dividend check replacement	Broadridge Corporate Issuer Solutions, Inc. Website: shareholder.broadridge.com/amp Email: shareholder@broadridge.com	866.337.4999 U.S. and Canada 303.974.3777 International	Not Available

All other questions

Send correspondence to:

Ameriprise Financial, Inc.
Attn: Ameriprise LTIA Administration
361 Ameriprise Financial Center
Minneapolis, MN 55474



Ameriprise Financial, Inc.

Performance Cash Unit Supplement (this “Supplement”) to the 2026 Global Long-Term Incentive Award Program Guide (the “Guide”)

IMPORTANT: This Supplement covers both (1) outstanding PCU Awards granted prior to January 1, 2026, and (2) PCU Awards granted on or after January 1, 2026. **By accepting any Award (as defined in the Guide) granted on or after January 1, 2026, you are consenting to the terms of the Guide and this Supplement applying to outstanding PCU Awards granted prior to January 1, 2026.**

TABLE OF CONTENTS

Contents

TABLE OF CONTENTS	2
Introduction	3
Overview	3
Governing Award Documents	3
Award Certificates	3
Definitions	3
PCU Award Program	3
Overview	3
Eligible Participants.....	4
Award Value (at Target).....	4
Payout Determination	4
PCU Payout.....	4
Payment	4
Illustration	5
Treatment Upon Certain Events	6
Part-Time Employment Status	6
Leave of Absence	6
Employment Termination	6
Qualified Retirement	7
Death or Disability	7
Transfer between Business Segments	7
Transfer from Field Eligible Position to Franchise Advisor (U.S. Only)	8
Rehire	8
Detrimental Conduct Agreement (Bands 50 and above)(U.S. only)	8
Compensation Recovery and Malus Policies	8
Change in Control.....	8
Certain Corporate Transactions.....	9
Administration	9
Amendment	9
Definitions	9
Miscellaneous Provisions	12
Committee Adjustments	12
No Assignment.....	13
No Right to Continued Employment	13
No Right to Awards	13
Compliance with U.S. Internal Revenue Code Section 409A (U.S. Only)	13
Tax Implications	14
U.S. and India	14
All Participants	14
Contact Information	14

Introduction

Overview

This Supplement to the 2026 Global Long-Term Incentive Award (“LTIA”) Program Guide provides information about the terms and conditions of Performance Cash Unit awards (“PCU Awards”). A PCU Award is a long-term incentive opportunity that is tied to certain performance goals and awarded under the Ameriprise Financial 2005 Incentive Compensation Plan, as amended and restated (the “Plan”). PCU Awards are made to eligible employees of Ameriprise Financial, Inc., and any of its affiliates participating in the Plan (collectively, the “Company” or “Ameriprise”), as determined by the Compensation and Benefits Committee of the Board of Directors of the Company (the “Committee”).

When necessary to meet certain jurisdictional regulatory or other requirements, the features of PCU Awards may be different than those shown in this Supplement. PCU Awards are granted at the discretion of the Company and the Committee or, to the extent permitted by the Plan and the Company’s Long-Term Incentive Award structure and design, its designee, and are subject to local market regulations and legislation, which could change at any time. Also note that while the tax laws that apply to recipients of PCU Awards are based on each employee’s tax jurisdiction, most tax information provided in this Supplement is generally for U.S. purposes only. Any tax information provided in this Supplement is not intended to constitute tax advice. The Company urges all employees to consult their personal tax advisor with any questions or issues regarding their PCU Awards.

Governing Award Documents

Each PCU Award is subject to the applicable terms and conditions contained in the Plan, the Guide, any applicable Award Certificate, this Supplement, and the Detrimental Conduct Agreement, if applicable. These documents, along with Committee decisions, will govern in cases of conflict, ambiguity or miscommunication. Except as delegated by the Committee, no employee has the authority to change or supersede LTIA provisions or Committee decisions. In the event of a conflict between the Plan and the Guide or this Supplement, the Plan document shall control.

Award Certificates

Award Certificate for PCU Awards will generally be distributed to employees via regular or electronic mail. Participants should retain distributed PCU Award documents for their records.

Definitions

Capitalized terms have the meanings given to them in the “Definitions” section towards the end of, or elsewhere, in this Supplement. Capitalized terms that are not defined in this Supplement have the meanings given such terms in the Plan, the Guide or the Award Certificate, as applicable.

PCU Award Program

Overview

A PCU Award is a long-term incentive opportunity that is designed to reward senior leaders for the Company’s financial performance over a three-year performance period. A PCU Award is evidenced by an Award Certificate, setting forth the applicable Award Date, Performance Period, Performance Matrix and Total Shareholder Return (“TSR”) Adjustment Matrix. The amount payable to a Participant under a PCU Award is dependent upon the performance of the Company as compared to the performance criteria in the

Performance Matrix and TSR Adjustment Matrix described in this Supplement and the Participant's Award Certificate, as well as the Participant's continued employment with the Company. As a result of these requirements, the payment that a Participant receives may be greater or lesser than the Participant's Award Value (at Target), or the performance results could result in no payment at all under the PCU Award.

For a PCU Award covering the three-year Performance Period commencing on January 1st of the first year and ending on December 31st of the third year, the Performance Matrix uses two criteria: Compound Annual Growth Rate of Earnings Per Share ("EPS") and Average Annual Return on Equity ("ROE"), and the TSR Adjustment Matrix uses one criterion: Relative Total Shareholder Return. Participants should refer to their Award Certificate for the specific performance criteria, weightings and performance levels under the Performance Matrix and the TSR Adjustment Matrix.

Eligible Participants

Employees of the Company in Bands 50 and above are eligible to receive PCU Awards. Participation is typically limited to those employees who participate in the Ameriprise Financial Global Annual Incentive Award ("AIA") plan, unless otherwise specified by the Company.

Award Value (at Target)

The Award Value (at Target) of a Participant's PCU Award will be set forth in the applicable Award Certificate.

Payout Determination

After the end of the Performance Period, for purposes of determining the PCU Payout, there will be straight-line interpolation used to determine the payout percentage earned on any of the measures for actual performance that falls between the goals stated in the Performance Matrix and TSR Adjustment Matrix. The Committee will review and approve all payout percentages as determined in accordance with this Supplement and the Performance Matrix and TSR Adjustment Matrix grids approved for each Performance Period. Such determinations by the Committee shall be final, binding and conclusive upon each Participant and all persons claiming under or through such Participant.

PCU Payout

Following the end of the Performance Period, the PCU Payout will be determined by: (1) increasing or decreasing the Performance Matrix Payout Percentage according to the performance results for that period; (2) applying the TSR Adjustment Factor determined under the TSR Adjustment Matrix to arrive at the Overall Payout Percentage; and (3) multiplying the Award Value (at Target) by the Overall Payout Percentage to arrive at the PCU Payout.

Payment

As soon as practicable after the last day of a Performance Period, the Committee will determine and approve the PCU Payout of each Participant's PCU Award in accordance with this Supplement. Payment of the approved PCU Payout, if any, to a Participant under the Plan shall be made no later than March 15 following the end of the Performance Period (the "Payment Date"). The payment to the participant for the PCU Payout will be made in the form of cash.

Except as otherwise provided in this Supplement, a Participant must remain actively employed by the Company through the Payment Date to be eligible to receive payment under a PCU Award, and a Participant shall forfeit the right to receive all or any part of his or her PCU Award if he or she terminates employment prior to the Payment Date. Whether and as of what date a Participant's employment with the Company

terminates if the Participant is granted a leave of absence or commences any break in employment intended by his or her employer to be temporary, will be determined by the Committee in its sole discretion.

The Company will withhold from any payment under a PCU Award the amounts that the Company determines are required to be withheld by law, including, but not limited to, any income tax, social insurance, payroll tax, fringe benefits tax, etc. In the U.S., FICA tax will be withheld, as required under the law, if any portion of a PCU Award becomes vested for tax purposes prior to payment. As a condition of receiving any PCU Payout, a Participant (or those claiming under or through the Participant) must promptly provide the Company with all forms, documents or other information reasonably required by the Company in connection with the PCU Award.

Illustration

Assume an employee has a PCU Award with an Award Value (at Target) of \$25,000 and the following Performance Matrix and TSR Adjustment Matrix performance:

Performance Matrix

Performance Measure	Percentage Payout Earned*	Weighting	Weighted Payout Percentage
Compound Annual Growth Rate of EPS	150%	x 50% =	75%
Average Annual ROE	100%	x 50% =	<u>50%</u>
PERFORMANCE MATRIX PAYOUT PERCENTAGE			125%

* Percentage Payout earned is determined from the Performance Matrix grid, based on actual performance over the Performance Period.

TSR Adjustment Matrix

Assuming the Ameriprise TSR for the period was at the top quartile when compared to the S&P Financial TSR, then the TSR Adjustment Factor would be plus 25 percentage points based on the TSR Adjustment Matrix. The Performance Matrix Payout Percentage in the above table would be increased by the TSR Adjustment Factor as follows:

$$\begin{array}{rclcl}
 125\% & + & 25 \text{ percentage points} & = & 150\% \\
 \text{(Performance Matrix Payout Percentage)} & & \text{(TSR Adjustment Factor)} & & \text{(Overall Payout Percentage)}
 \end{array}$$

PCU Payout

The Award Value (at Target) of the PCU Award (\$25,000 in this example) is then multiplied by the Overall Payout Percentage shown above:

$$\begin{array}{rclcl}
 \$25,000 & \times & 150\% & = & \$37,500 \\
 \text{(Award Value (at Target))} & & \text{(Overall Payout Percent)} & & \text{(PCU Payout)}
 \end{array}$$

Note: This illustration and the corresponding values shown are based on financial, stock price and other assumptions about future events or circumstances, which may or may not actually occur, as well as continuous employment and award requirements. The illustration is hypothetical and not meant to imply that the Company will achieve certain stock prices or growth rates, or has achieved any stated growth rate consistently in the past. The value and return on Ameriprise common stock will fluctuate over time and may be worth more or less than the values shown in the illustration. Past performance is no guarantee of future results. Participants should consult their personal financial advisor on the tax and other implications of their PCU Awards, as applicable to their circumstances. This Supplement is not intended to provide any financial or tax advice.

Treatment Upon Certain Events

Existing practices regarding the treatment of outstanding PCU Awards under certain circumstances are described below. The Committee may amend the following practices for any or all outstanding and future PCU Awards. For specific information about the treatment of your PCU Awards, please see the applicable section of this Guide that describes the following specific events:

- Part-time employment status
- Leave of absence
- Employment termination
- Qualified Retirement
- Death or Disability
- Transfer between business segments
- Transfer from field eligible position to franchise advisor (U.S. only)
- Rehire
- Situations of Detrimental Conduct (Band 50 and above)
- Compensation Recovery and Malus Policies
- Change in Control of the Company

Part-Time Employment Status

Outstanding PCU Awards continue to vest while you are on part-time status, subject to the Company's right to adjust or terminate any outstanding PCU Awards, based on its determination of a significant change in your duties and responsibilities.

Leave of Absence

Outstanding PCU Awards continue to vest when you are on a leave of absence (as determined by the applicable Company policies) subject to the Company's right to adjust or terminate any outstanding PCU Awards based on its determination of a significant change in your duties and responsibilities and/or related employment.

Employment Termination

This section pertains to employment terminations other than due to a Qualified Retirement, death, or Disability (which are separately described below) Payments to specified employees as defined by Section 409A(a)(2)(B) may be subject to a six-month delay in payment.

1. **Voluntary Termination:** If, prior to the Payment Date of a PCU Award, you voluntarily terminate your employment for any reason other than a Qualified Retirement, death, or Disability, any unpaid PCU Award will be forfeited on your Last Day Worked.
2. **Involuntary Termination Not Eligible for a Severance Benefit:** If, prior to the Payment Date of a

PCU Award, your employment is involuntarily terminated for any reason other than a death, or Disability or in connection with a Change in Control (which is separately described below), and you are not eligible for a Severance Benefit, any unpaid PCU Award will be forfeited on your Last Day Worked, except as otherwise determined by the Committee in its sole discretion.

3. **Involuntary Termination Resulting in a Severance Benefit (Not Retirement Eligible):** If your employment is involuntarily terminated for any reason other than death or Disability or in connection with a Change in Control, and such involuntary termination results in a Severance Benefit, but at the time of such termination you are not Retirement Eligible, any unvested PCU Awards with a Payment Date within 12 months following your Last Day Worked will continue to vest and pay out according to the terms of the award. Any PCU Awards with a Payment Date after 12 months following your Last Day Worked will be forfeited on your Last Day Worked.
4. **Involuntary Termination Eligible for Severance Benefit (Retirement Eligible):** If your employment is involuntarily terminated for any reason other than a Qualified Retirement, death, Disability or in connection with a Change in Control, and such involuntary termination results in a Severance Benefit, and at the time of such termination you are Retirement Eligible, your awards will be treated as described below under Qualified Retirement.

Qualified Retirement

If you satisfy the requirements of a Qualified Retirement, then PCU Awards granted in years prior to the year of your Last Day Worked will continue to vest and pay out as originally scheduled. Any PCU Awards granted in the calendar year of your Last Day Worked will be forfeited on your Last Day Worked.

Notwithstanding the foregoing, if the Company receives a legal opinion that there has been a legal judgment and/or legal development in the your jurisdiction that likely would result in the favorable retirement treatment that applies to the PCU Awards being deemed unlawful and/or discriminatory, the Company may decide, in its discretion, that the provision above regarding the continued vesting of the PCU Award offer upon termination of employment due to retirement shall not be applicable.

Death or Disability

If, on or before a PCU Award's Payment Date, but during a period when you have been in continuous employment with the Company, your employment terminates due to death or Disability at any time following the Award Date, you will be entitled to that proportion of the PCU Payout as the number of full months which have elapsed between the first day of the Performance Period and the end of the month in which your termination of employment by reason of death or Disability occurs (not to exceed 36) bears to 36. The PCU Payout, if any, shall be determined and paid after the last day of the Performance Period in the normal course in accordance with this Supplement, unless otherwise determined by the Committee, and you and all others claiming under or through you shall not be entitled to receive any other amounts under the PCU Award.

In the event of death, and should any PCU Award become payable, any such payment will be made to the legal representatives of the estate.

Transfer between Business Segments

Outstanding PCU Awards continue to vest when you transfer from one business segment to another, subject to the Company's right to adjust or terminate any outstanding PCU Awards, based on its determination of a significant change in your duties and responsibilities and/or related employment.

Transfer from Field Eligible Position to Franchise Advisor (U.S. Only)

Certain provisions for PCU Award continuation apply to awards held by employees (limited to those employees in eligible field sales roles) who transition to franchise advisor without a break in service. The applicable provisions are described in the Treatment of Long-Term Incentive Awards for Employees Transferring to Ameriprise Financial Franchise Advisor Status document available on Inside, and such provisions are incorporated into, and are part of the terms and conditions of, PCU Awards under the Plan.

Rehire

In the event you terminate your employment with the Company, or your employment is terminated by the Company, and any of your outstanding PCU Awards are canceled and/or forfeited, and you are subsequently rehired by the Company, any PCU Awards that were canceled and or forfeited at termination will not be reinstated upon rehire.

Detrimental Conduct Agreement (Bands 50 and above)(U.S. only)

To protect the interests of the Company and all employees, the Company requires employees in Bands 50 and above to sign a Detrimental Conduct Agreement. This Agreement support the multi-year performance objectives of LTIA's, and such provisions are incorporated into, and part of the terms and conditions of, Awards under the Plan.

Compensation Recovery and Malus Policies

In certain circumstances, the Company may clawback or apply malus to certain awards, as provided by Company policies or applicable regulations, including pursuant to the following:

- The Ameriprise Financial, Inc. Policy for the Recovery of Erroneously Awarded Compensation, effective as of Oct. 2, 2023 (applicable to Section 16 Officers)
- Ameriprise Financial, Inc. Incentive Compensation Recoupment Policy, as amended and restated as of Dec. 4, 2019 (applicable to ELT members)
- The Columbia Threadneedle Investments, EMEA Remuneration Policy

Please review the terms of these policies, copies of which can be obtained from the LTIA Administration Group, for more information.

Change in Control

Notwithstanding anything in the Plan, the Guide, an Award Certificate or this Supplement to the contrary (except for the provision in the Guide dealing with a limitation under Section 280G of the Code), if a Participant has not received payment under a PCU Award and, within two years after the date of a Change in Control, the Participant experiences a termination of employment that would otherwise entitle the Participant to receive the payment of severance benefits under the provisions of the severance plan that is in effect and in which the Participant participates as of the date of the Change in Control, (a) the Participant shall immediately be 100% vested in PCU Awards, (b) the Committee shall determine the Performance Matrix Payout Percentage and TSR Adjustment Factor of PCU Awards as of the date of such termination of employment as if the Performance Period had just ended, based on results against the performance measures up to the last day of the calendar quarter ending on or immediately prior to such date, but prorated based on (i) the total number of full and partial months of the Performance Period that have elapsed between (1) the first day of the Performance Period, and (2) the date of the termination of employment (not to exceed 36), divided by (ii) 36, and (c) such value of the Award shall be paid to the Participant in cash within five days after the date of such termination of employment. The Committee may not amend or delete this section of this Supplement in a manner that is detrimental to a Participant, without

the Participant's written consent.

Certain Corporate Transactions

In the event of any change in the corporate capitalization of the Company, such as by reason of any stock split, or a material corporate transaction, such as any merger of the Company into another corporation, any consolidation of the Company and one or more corporations into another corporation, any separation of the Company (including a spin-off or other distribution of stock or property by the Company), any reorganization of the Company (whether or not such reorganization comes within the definition of such term in Section 368 of the Code), or any partial or complete liquidation by the Company, other than a normal cash dividend, the Committee shall make an equitable adjustment in the calculation or terms of the Performance Matrix and TSR Adjustment Matrix under a PCU Award. Any such determination by the Committee under this paragraph shall be final, binding and conclusive.

In the event of the sale, disposition, restructuring, discontinuance of operations or other extraordinary corporate event in respect of a material business during the Performance Period or any of the events discussed in the preceding paragraph during a Performance Period, the Committee shall make an equitable adjustment in the calculation of the Compound Annual Growth Rate of EPS component or the Average Annual ROE component in accordance with the Committee Adjustments section of this Guide. Any such determination by the Committee under this paragraph shall be final, binding and conclusive.

Administration

The PCU Award program is administered by the Committee. Any action taken or decision made by Ameriprise Financial, the Board or the Committee or its delegates arising out of or in connection with the construction, administration, interpretation or effect of the Plan or this Supplement shall lie within its sole and absolute discretion, as the case may be, and shall be final, conclusive and binding upon all Participants and all persons claiming under or through such Participants. By accepting a PCU Award or other benefit under the Plan, a Participant and each person claiming under or through the Participant shall be conclusively deemed to have indicated acceptance and ratification of, and consent to, any action taken or decision made under the Plan by Ameriprise Financial, the Board or the Committee or its delegates.

Amendment

Generally, the Board may at any time amend, suspend or discontinue the Plan. The Committee may at any time amend this Supplement or an Award Certificate. Notwithstanding the foregoing, but subject to the provisions of this Supplement, no such action by the Board or the Committee shall reduce the amount payable under this Supplement or an Award Certificate in a material manner without a Participant's consent. For this purpose, a change in the amount payable that occurs solely because of a change in the date or form of payment shall in no case be treated as a reduction prohibited by this paragraph. This paragraph shall be construed and applied so as to permit the Committee to amend this Supplement and an Award Certificate at any time in any manner reasonably necessary or appropriate in order to comply with the requirements of Section 409A of the Code, including amendments regarding timing and form of payments under a PCU Award.

Definitions

"Ameriprise TSR" means the compound annual growth rate, expressed as a percentage with one decimal point, in the value of a share of common stock in the Company due to stock appreciation and dividends, assuming dividends are reinvested, during the Performance Period. For this purpose, the "Beginning Stock Price" shall mean the average closing sales prices of the Company's common stock on the New York Stock

Exchange (“NYSE”) Composite Transaction Tape for the trading days in the month of December immediately preceding the beginning of the Performance Period; and, the “Ending Stock Price” shall mean the average closing sales prices of the Company’s common stock on the NYSE Composite Transaction Tape for the trading days in the month of December immediately preceding the Expiration Date (or such other period as the Committee may determine). Where “Y” is the number of fractional Shares resulting from the deemed reinvestment of dividends paid during the Performance Period, the Ameriprise TSR is calculated as follows:

$$\left(\frac{\text{Ending Stock Price} \times (1 + Y)}{\text{Beginning Stock Price}} \right)^{1/3} - 1$$

“**Annual ROE**” means, for any given year, the Net Income for such year divided by the Average Annual Shareholders’ Equity for such year, subject to Committee Adjustments.

“**Average Annual ROE**” means, for a Performance Period, the sum of the Annual ROE for every year during the Performance Period, divided by three.

“**Average Annual Shareholders’ Equity**” means, for any given year, the sum of the total shareholders’ equity of the Company as of the first day of such year and as of the end of each month during such period (each as determined by the Company in accordance with generally accepted accounting principles but excluding the effect of Statement of Financial Accounting Standards Codification Nos. 320-10 and 815 (relating to mark-to-market treatment of certain investments and accounting for derivatives, respectively, and appropriated retained earnings of consolidated investment entities and non-controlling interests investments in subsidiaries), divided by 13.

“**Award Certificate**” means the Performance Cash Units Award Certificate delivered by the Company to a Participant containing details of the Participant’s PCU award.

“**Award Date**” means the award date set forth in the applicable Award Certificate.

“**Award Value (at Award Date)**” means the total award value set forth in the applicable Award Certificate.

“**Compound Annual Growth Rate of EPS**” means, for a Performance Period, the annualized growth rate calculated as follows:

$$\left(\frac{\text{Annual EPS in Final Year of Performance Period}}{\text{Annual EPS for Fiscal Year Immediately Preceding the Performance Period}} \right)^{1/3} - 1$$

“**Detrimental Conduct Agreement**” means the Consent to the Application of Forfeiture And Detrimental Conduct Provisions To Long-Term Incentive Awards.

“**Disability**” means a mental or physical condition which, in the opinion of the Committee, renders a Participant unable or incompetent to carry out the job responsibilities which such Participant held or tasks to which such Participant was assigned at the time the disability was incurred and which is expected to be permanent or for an indefinite period of not less than six months. With respect to any Award that constitutes deferred compensation under Code Section 409A and is subject to Code Section 409A, the Committee may not find that a Disability exists with respect to the applicable Participant unless, in the Committee’s opinion, such Participant is also “disabled” within the meaning of Code Section 409A.

“**Earnings Per Share**” means, for any given year, the diluted earnings (or loss) per share of the Company for

such year, as determined by the Company in accordance with generally accepted accounting principles for inclusion in the Company's annual audited financial statements, subject to Committee Adjustments.

"Equity Market Collar" means the limitations on the potential upside or downside financial impacts associated with equity market returns that fall outside the bounds of the pre-established range determined by the Committee. The pre-established range applicable to these PCU Awards is 4% above and 4% below the assumed market return in the Company's plan.

"Expiration Date" means the last day of a Performance Period.

"Last Day Worked" means the date on which a participant undergoes a "separation from service" from the Company (and its affiliates), as defined under Section 409A of the Code, and as determined in accordance with the Company's Policy regarding Section 409A Compliance. Typically, this means that your Last Day Worked will be the same date as the date your employment with the Company terminates. However, if there is an extended period when you are no longer actively providing services to the Company prior to your date of termination of employment (e.g., any contractual non-working notice period, any period of "garden leave", or any other extended non-working period), the Company shall have the exclusive discretion to determine that the date of your Last Day Worked is earlier than the date of termination of your employment. The Company will disregard short term absences due to sickness and PTO when determining your Last Day Worked. Your Last Day Worked will not be before the date you have served or been given notice to terminate your employment. If your Last Day Worked is earlier than your date of termination of employment, the Company will notify you in writing of your Last Day Worked.

"Net Income" means, for any given year, the after-tax net income (or loss) attributable to Ameriprise Financial, Inc. for such year, as determined by the Company in accordance with generally accepted accounting principles and subject to Committee Adjustments.

"Overall Payout Percentage" means the Performance Matrix Payout Percentage increased or decreased by the TSR Adjustment Factor. In no instance shall the Overall Payout Percentage exceed 175%.

"Participant" means an employee who is granted a PCU Award.

"Performance Matrix" means the Performance Matrix set forth in the applicable Award Certificate.

"Performance Matrix Payout Percentage" means the payout percentage determined under the Performance Matrix based on the weighted Compound Annual Growth Rate of EPS and the weighted Average Annual ROE for the Performance Period.

"Performance Period" means the period set forth in the applicable Award Certificate, and is normally a three-year period commencing with the start of the fiscal year in which the Award Date occurs.

"PCU Payout" means the amount payable pursuant to the terms of a PCU Award.

"Qualified Retirement" means the Participant has satisfied each of the following requirements upon termination of employment:

1. Participant is Retirement Eligible.
2. Participant has satisfied the requirement in (a) or (b) below, as applicable:
 - a. For Participants up to and including Band 80 (excluding Section 16 Officers): Participant has provided advance written notice to the Company, in a form prescribed by the Company, satisfying the notice requirement provided below.

Band Level	Notice Period
Below Band 50	At least 3 months
Bands 50 – 60	At least 6 months
Bands 70 – 80	At least 9 months

- b. For Participants who are Section 16 Officers and/or above Band 80: Participant has notified the Chief Executive Officer (or in the case of the Chief Executive Officer, the Chair of the Committee) of Participant’s intent to commence discussions regarding Participant’s retirement, with such notice provided at least twelve months prior to the participant’s last day of employment.
3. Participant attests to their intent to exit the workforce, with limited permitted exceptions, as prescribed by the Committee. Contact the Human Resources Service Center (HRSC) for further information.
4. Participant has remained actively employed with the Company in good standing through the required notice period, or such earlier date as selected by the Company if it elects to waive all or part of the notice period.

“Relative Total Shareholder Return” means the comparison of the Ameriprise TSR to the S&P Financial TSR.

“Retirement Eligible” means the Participant is at least age 55 and has at least 10 years of cumulative service.

“Severance Benefit” means both (a) payment of severance benefits under a Company severance plan, provided the Participant has complied with all requirements to receive the severance benefits (including signing a release of claims in a form prescribed by the Company); and (b) if so designated by the Committee or its designee, any other agreement between the Company and a Participant that provides for pay or other benefits upon a separation of employment, provided the Participant has complied with the requirements in such agreement.

“S&P Financial TSR” means the compound annual growth rate, expressed as a percentage with one decimal point, in the value of the S&P Financial Index during the Performance Period (or such other index as may be selected by the Committee and set forth in the applicable Award Certificate). The S&P Financial TSR is calculated in a manner consistent with the calculation of Ameriprise TSR, from information publicly reported by Standard & Poors Company (or the entity that publishes such other index, as the case may be).

“TSR Adjustment Factor” means the adjustment percentage determined under the TSR Adjustment Matrix given the Relative Total Shareholder Return for the Performance Period.

“TSR Adjustment Matrix” means the TSR Adjustment Matrix set forth in the applicable Award Certificate.

Miscellaneous Provisions

Committee Adjustments

The Committee reserves the right, in its sole discretion to make performance adjustments for any one-time or unusual events, internal or external factors, or for fundamental changes that have impacted the results over the Performance Period (collectively, the “Committee Adjustments”). Such Committee Adjustments include, but are not limited to, acquisitions and divestitures, accounting changes, restructurings and the consideration of equity market returns that fall outside the Equity Market Collar. Committee Adjustments can have the effect of either increasing or decreasing the payout percentage that is determined according

to the Performance Matrix; provided, however, that in no instance shall the Overall Payout Percentage exceed 175%.

No Assignment

A Participant shall have no right to sell, pledge, hypothecate, assign, margin or otherwise transfer in any manner any interest he or she might have in all or any part of a PCU Award that has been granted to him or her, and any attempt to do so shall be null and void and shall have no force or effect whatsoever.

No Right to Continued Employment

Nothing contained in the Plan or in this Supplement shall confer upon an employee any right to continue in the employment or other service of the Company or constitute any contract (of employment or otherwise) or limit in any way the right of the Company to change the employee's compensation or other benefits or to terminate the employee's employment with or without cause.

No Right to Awards

A Participant's status as an employee shall not be construed as a commitment that any one or more PCU Awards shall be made to the Participant or to employees generally. A Participant's status as a participant shall not entitle him or her to any additional award.

The information in this Supplement does not imply there will be a PCU Award program in the future, nor what the participation, selection and award guidelines will be. The Company reserves the right to amend, change or terminate all or part of the PCU Award program in accordance with applicable plans, agreements and regulations.

Compliance with U.S. Internal Revenue Code Section 409A (U.S. Only)

Notwithstanding any other provision of this Supplement to the contrary, to the extent that a PCU Award constitutes a nonqualified deferred compensation plan to which Section 409A of the Code applies, payments under such PCU Award shall be made at a time and in a manner that satisfies the requirements of Section 409A of the Code and guidance of general applicability issued thereunder, including the provisions of Section 409A(a)(2)(B) of the Code to the extent distributions to any employee are required to be delayed six months. It is intended that this PCU Award complies with the requirements of Section 409A so as to prevent the inclusion in gross income of any benefits accrued thereunder in a taxable year prior to the taxable year or years in which such amount would otherwise be actually distributed or made available to the Participant. This PCU Award shall be administered and interpreted in a manner that is consistent with such intention and the Company's Policy Regarding Section 409A Compliance.

If any payment that would otherwise be made under a PCU Award is required to be delayed by any reason of this section, such payment shall be made at the earliest date permitted by Section 409A of the Code. The amount of any delayed payment shall be the amount that would have been paid prior to the delay and shall be paid without interest.

Tax Implications

U.S. and India

The following is a summary description of the United States and India federal income tax consequences generally arising with respect to grants of PCU Awards. There may also be state and local taxes applicable to these awards. This summary is not intended to be a complete description of all possible tax consequences of PCU Awards, and Participants should be aware that different tax treatments may apply outside of the United States or India depending upon their country of residence or citizenship.

Generally, in the U.S. or India, a Participant will not have income at the time the Committee grants a PCU Award. Under current tax laws, a Participant generally will have income (perquisite income in India) at the time that the Company pays cash, Ameriprise Shares, other Company securities or property to the Participant under such PCU Award, which will equal the amount of cash and the fair market value of the Ameriprise Shares, securities, or property received. In addition to U.S. or India federal income tax, a Participant's PCU Award is also subject to other taxes such as FICA and FUTA taxes.

For other potential tax considerations, see "Tax Implications for LTIA's (U.S. citizens and residents only)" in the Guide.

All Participants

THE TAX IMPLICATIONS FOR THE PCU AWARD DEPEND ON THE PARTICIPANT'S COUNTRY AND SPECIFIC SITUATION. NO REPRESENTATION RESPECTING TAX TREATMENT OF ANY PCU AWARD HAS BEEN MADE TO ANY PARTICIPANT.

PARTICIPANTS ARE URGED TO CONSULT THEIR COUNSEL, ACCOUNTANTS, OR OTHER TAX ADVISORS REGARDING THE TAX CONSEQUENCES OF PCU AWARDS GRANTED TO THEM IN RELATION TO THEIR OWN PARTICULAR TAX SITUATION.

Contact Information

Information Needed	Contact/ E-mail	Phone Number	Fax Number
PCU Award History Report	Ameriprise Long-Term Incentive Award Administration e-mail: Ameriprise LTIA - ameriprise.ltia.administration@ampf.com Mail: Ameriprise Financial, Inc. Attn: Ameriprise LTIA Administration 361 Ameriprise Financial Center Minneapolis, MN 55474	(612) 671-4441 or (612) 671-3072	(612) 671-3948
Detrimental Conduct provisions for Bands 50 and above			
Other information requests (e.g., LTIA policy questions for HR, general LTIA questions)			



PERFORMANCE SHARE UNIT AWARD CERTIFICATE

Congratulations on receiving an Ameriprise Financial Long-Term Incentive Award (the "Award"). Ameriprise Financial, Inc. (the "Company") has granted you a Performance Share Unit ("PSU") Award.

This PSU Award Certificate (this "Certificate") is made as of the Grant Date between the Company and you, an employee of the Company or one of its subsidiaries. The Award is subject to the terms and conditions set forth in this Certificate, the Ameriprise Financial 2005 Incentive Compensation Plan, as amended and restated April 26, 2023 (the "Plan"), the Ameriprise Financial, Inc. Senior Executive 2026 Global Long-Term Incentive Award Program Guide (the "LTIA Guide"), the Ameriprise Financial, Inc. Performance Share Unit Supplement to the Global Long-Term Incentive Award Program Guide (the "Supplement"), the Company's Policy for the Recovery of Erroneously Awarded Compensation (the "Clawback Policy"), the Company's Incentive Compensation Recoupment Policy, as amended and restated as of December 4, 2019 (the "Recoupment Policy") and any Detrimental Conduct Agreement between the Company and you.

The Plan, the LTIA Guide and the Supplement are available in the "Documents" section of Shareworks. The LTIA Guide is also posted on Inside (Inside > Rewards > Long Term Incentive Award). Copies of the Clawback Policy and the Recoupment Policy are available upon request. All capitalized terms not defined in this Certificate shall have the meanings assigned to them in the Plan, the LTIA Guide or the Supplement.

The details of your PSU Award are as follows:

Name:	###PARTICIPANT_NAME###
Employee ID:	###EMPLOYEE_NUMBER###
Grant Date:	###GRANT_DATE###
Award Type:	###DICTIONARY_AWARD_NAME###
Number of PSUs Awarded (at Target):	###TARGET_GRANTED_QUANTITY###
Grant Currency:	###GRANT_CURRENCY###
Grant Name:	###GRANT_NAME###
Performance Period:	January 1, 2026, through December 31, 2028
Vest Date*:	###FIRST_VEST_DATE###

*Additional information regarding vesting is provided in the Plan, the LTIA Guide and Supplement.

Performance Matrix:

[As determined per Award]

Total Shareholder Return (TSR) Adjustment Matrix:

[As determined per Award]

The PSU Award provides for a payment to you in shares of the Company's common stock no later than March 15, 2029, ranging from 0% to 150% of the Number of Performance Share Units Awarded (at Target), as shown in this Certificate, adjusted based on Company performance and the application of the Performance Matrix and TSR Adjustment Matrix above. Shares of the Company's common stock shall be paid at a rate of one share for each PSU that is earned and included in the PSU Payout.

The TSR Adjustment Matrix may add or subtract up to 25 percentage points from the Performance Matrix result, and the PSU Payout cannot exceed a maximum of 175% of the Number of Performance Share Units Awarded (at Target). For the Performance Matrix, the payout percentage will be interpolated for performance falling between the EPS and ROE goals shown above. The Compensation and Benefits Committee, in its sole discretion, will determine payout percentages below 50% based on performance assessment and other relevant factors. For the TSR Adjustment Matrix, the percentage point adjustment will be interpolated for percentiles between the 25th and 75th percentile. Except as otherwise provided in the Plan, the LTIA Guide, or the Supplement, this PSU Award is conditioned on your continuous employment with the Company or one of its subsidiaries through the date of payment.

All terms and provisions of the Plan, the LTIA Guide, the Supplement, the Clawback Policy, and the Recoupment Policy, as amended from time to time, are incorporated into and made part of this Award Agreement.

By accepting the Award, I agree to the following:

- (a) I have received instructions on how to access the LTIA Guide and the Supplement, and I have reviewed those documents. **I agree that the terms of the LTIA Guide and the Supplement apply to (1) outstanding Awards (as defined in the LTIA Guide) granted prior to January 1, 2026, and (2) Awards (as defined in the LTIA Guide) granted on or after January 1, 2026.**
- (b) The granting of this Award is a one-time discretionary act and does not impose any obligation on the Company to continue my employment or to offer future awards of any amount or nature.
- (c) The continuation of the Plan is at the discretion of the Company and is subject to termination at any time.
- (d) The Company has taken steps to ensure the accuracy of this Certificate; however, it reserves the right to issue corrected certificate in the event of a clerical or administrative error.
- (e) If any provision of this Certificate conflicts with the Plan, the LTIA Guide, or the Supplement, the terms of the Plan, the LTIA Guide, and the Supplement, as applicable, shall govern.
- (f) The Award may not be assigned, sold, pledged, hypothecated, transferred or otherwise disposed of in any manner other than as provided in the Plan or the LTIA Guide, subject to rules adopted by the Committee from time to time.

Acceptance

I hereby accept the above terms and understand that if I fail to accept the Award within 45 days from the Grant Date, the Award will be subject to cancellation.

###REQUIRED_SIGNATURE###

Required Signature

###ACCEPTANCE_DATE###



PERFORMANCE CASH UNIT AWARD CERTIFICATE

Congratulations on receiving an Ameriprise Financial Long-Term Incentive Award (your "Award"). Ameriprise Financial, Inc. (the "Company") has granted you a Performance Cash Unit ("PCU") Award.

This PCU Award Certificate (this "Certificate") is made as of the Grant Date between the Company and you, an employee of the Company or one of its subsidiaries. The Award is subject to the terms and conditions set forth in this Certificate, the Ameriprise Financial 2005 Incentive Compensation Plan, as amended and restated April 26, 2023 (the "Plan"), the Ameriprise Financial, Inc. 2026 Global Long-Term Incentive Award Program Guide (the "LTIA Guide"), the Ameriprise Financial, Inc. Performance Cash Unit Supplement to the Global Long-Term Incentive Award Program Guide (the "Supplement") and any Detrimental Conduct Agreement between the Company and you.

The Plan, LTIA Guide, and Supplement are available in the Documents section of Shareworks. The LTIA Guide is also posted on Inside (Inside > Rewards > Long Term Incentive Award). All capitalized terms not defined in this Certificate shall have the meanings assigned to them in the Plan, the LTIA Guide or the Supplement.

The details of the PCU Award are as follows:

Name:	###PARTICIPANT_NAME###
Employee ID:	###EMPLOYEE_NUMBER###
Grant Date:	###GRANT_DATE###
Award Type:	###DICTIONARY_AWARD_NAME###
Award Value (at Target):	###TARGET_GRANTED_QUANTITY###
Grant Currency:	###GRANT_CURRENCY###
Grant Name:	###GRANT_NAME###
Performance Period:	January 1, 2026, through December 31, 2028
Vest Date*:	###FIRST_VEST_DATE###

*Additional information regarding vesting is provided in the Plan, the LTIA Guide and the Supplement.

Performance Matrix:

[As determined per Award]

Total Shareholder Return (TSR) Adjustment Matrix:

[As determined per Award]

The PCU Award provides for a cash payment to you no later than March 15, 2029, ranging from 0% to 150% of the Award Value (at Target), as shown in this Agreement, adjusted based on Company performance and the application of the Performance Matrix and TSR Adjustment Matrix above. The TSR Adjustment Matrix may add or subtract up to 25 percentage points from the Performance Matrix result, and the PCU Payout cannot exceed a maximum of 175% of the Award Value (at Target).

For the Performance Matrix, the payout percentage will be interpolated for performance falling between the EPS and ROE goals shown above. The Compensation and Benefits Committee, in its sole discretion, will determine payout percentages below 50% based on performance assessment and other relevant factors. For the TSR Adjustment Matrix, the percentage point adjustment will be interpolated for percentiles between the 25th and 75th percentile. Except as otherwise provided in the Plan, the LTIA Guide, or the Supplement, this PCU Award is conditioned on your continuous employment with Ameriprise Financial through the date of payment.

All terms and provisions of the Plan, the LTIA Guide, and the Supplement, as amended from time to time, are incorporated into and made part of this Award Agreement.

By accepting the Award, I agree to the following:

- (a) I have received instructions on how to access the LTIA Guide and the Supplement, and I have reviewed those documents. **I agree that the terms of the LTIA Guide and the Supplement apply to (1) outstanding Awards (as defined in the LTIA Guide) granted prior to January 1, 2026, and (2) Awards (as defined in the LTIA Guide) granted on or after January 1, 2026.**
- (b) The granting of this Award is a one-time discretionary act and does not impose any obligation on the Company to continue my employment or to offer future awards of any amount or nature.
- (c) The continuation of the Plan is at the discretion of the Company and is subject to termination at any time.
- (d) The Company has taken steps to ensure the accuracy of this Certificate; however, it reserves the right to issue a corrected certificate in the event of a clerical or administrative error.
- (e) If any provision of this Certificate conflicts with the Plan, the LTIA Guide, or the Supplement, the terms of the Plan, the LTIA Guide, and the Supplement, as applicable, shall govern.
- (f) The Award may not be assigned, sold, pledged, hypothecated, transferred, or otherwise disposed of in any manner other than as provided in the Plan or the LTIA Guide, subject to rules adopted by the Committee from time to time.

Acceptance

I hereby accept the above terms and understand that if I fail to accept the Award within 45 days from the Grant Date, the Award will be subject to cancellation.

###REQUIRED_SIGNATURE###

Required Signature

###ACCEPTANCE_DATE###



RESTRICTED STOCK UNIT AWARD CERTIFICATE

Congratulations on receiving an Ameriprise Financial Long-Term Incentive Award (the "Award"). Ameriprise Financial, Inc. (the "Company") has granted you Restricted Stock Units ("RSUs").

This RSU Award Certificate (this "Certificate") is made as of the Grant Date between the Company and you, an employee of Ameriprise Financial or one of its subsidiaries and serves as confirmation of your Award. This Award is subject to the terms and conditions of the Ameriprise Financial 2005 Incentive Compensation Plan, as amended and restated effective April 26, 2023 (the "Plan"), and the Ameriprise Financial, Inc. 2026 Global Long-Term Incentive Award Program Guide (the "LTIA Guide")¹.

The Plan and the LTIA Guide are available in the "Documents" section of Shareworks. The LTIA Guide is also posted on Inside (Inside > Rewards > Long Term Incentive Award). All capitalized terms not defined in this Certificate shall have the meanings assigned to them in the Plan and the LTIA Guide.

The details of your Award are as follows:

Name:	###PARTICIPANT_NAME###
Employee ID:	###EMPLOYEE_NUMBER###
Grant Date:	###GRANT_DATE###
Award Type:	###DICTIONARY_AWARD_NAME###
Shares Granted:	###TOTAL_AWARDS###
Grant Name:	###GRANT_NAME###
Vest Schedule Name:	###VEST_SCHEDULE_NAME###

Vesting Schedule:

###VEST_SCHEDULE_TABLE###

This vesting schedule is subject to the provisions of the Plan and the LTIA Guide.

By accepting the Award, I agree to the following:

- I have received instructions on how to access the LTIA Guide, and I have reviewed it. **I agree that the terms of the LTIA Guide apply to (1) outstanding Awards (as defined in the LTIA Guide) granted prior to January 1, 2026, and (2) Awards (as defined in the LTIA Guide) granted on or after January 1, 2026.**
- The granting of this Award is a one-time discretionary act, and it does not impose any obligation on the Company to continue my employment or to offer future awards of any amount or nature.
- The continuation of the Plan is at the discretion of the Company and is subject to termination at any time.
- The Company has taken steps to ensure the accuracy of this Certificate; however, it reserves the right to issue a corrected certificate in the event of a clerical or administrative error.
- If any provision of this Certificate conflicts with the Plan or the LTIA Guide, the terms of the Plan or the LTIA Guide, as applicable, shall govern.
- This Award may not be assigned, sold, pledged, hypothecated, transferred or otherwise disposed of in any manner other than as provided in the Plan or the LTIA Guide, subject to rules adopted by the Committee from time to time.

Acceptance

I hereby accept the Award and the above terms. I understand that if I fail to accept the Award within 45 days from the Grant Date, the Award will be subject to cancellation.

###REQUIRED_SIGNATURE###

Required Signature
###ACCEPTANCE_DATE###

ⁱ Your Award is subject to the terms of the LTIA Guide unless the Company informs you that other terms apply.



NON-QUALIFIED STOCK OPTION AWARD CERTIFICATE

Congratulations on receiving an Ameriprise Financial Long-Term Incentive Award (the “Award”). Ameriprise Financial, Inc. (the “Company”) has granted you Non-Qualified Stock Options (“NQSOs”).

This NQSO Award Certificate (this “Certificate”) is made as of the Grant Date between the Company and you, an employee of Ameriprise Financial or one of its subsidiaries and serves as confirmation of your Award. This Award is subject to the terms and conditions of the Ameriprise Financial 2005 Incentive Compensation Plan, as amended and restated effective April 26, 2023 (the “Plan”), and the Ameriprise Financial, Inc. 2026 Global Long-Term Incentive Award Program Guide (the “LTIA Guide”).

The Plan and LTIA Guide are available in the “Documents” section of Shareworks. The LTIA Guide is also posted on Inside (Inside > Rewards > Long Term Incentive Award). All capitalized terms not defined in this Certificate shall have the meanings assigned to them in the Plan and the LTIA Guide.

The details of the Award are as follows:

Name:	###PARTICIPANT_NAME###
Employee ID:	###EMPLOYEE_NUMBER###
Grant Date:	###GRANT_DATE###
Award Type:	###DICTIONARY_AWARD_NAME###
Shares Granted:	###TOTAL_AWARDS###
Market Price on Grant Date:	###MARKET_PRICE_AT_TIME_OF_GRANT###
Grant Name:	###GRANT_NAME###
Vest Schedule Name:	###VEST_SCHEDULE_NAME###

Vesting Schedule:
###VEST_SCHEDULE_TABLE###

This vesting schedule is subject to the provisions of the Plan and the LTIA Guide.

By accepting the Award, I agree to the following:

- (a) I have received instructions on how to access the LTIA Guide, and I have reviewed it. **I agree that the terms of the LTIA Guide apply to (1) outstanding Awards (as defined in the LTIA Guide) granted prior to January 1, 2026, and (2) Awards (as defined in the LTIA Guide) granted on or after January 1, 2026.**
- (b) The granting of this Award is a one-time discretionary act and does not impose any obligation on the Company to continue my employment or to offer future awards of any amount or nature.
- (c) The continuation of the Plan is at the discretion of the Company and is subject to termination at any time.
- (d) The Company has taken steps to ensure the accuracy of this Certificate; however, it reserves the right to issue a corrected certificate in the event of a clerical or administrative error.
- (e) If any provision of this Certificate conflicts with the Plan or the LTIA Guide, the terms of the Plan or the LTIA Guide, as applicable, shall govern.
- (f) The Award shall be exercisable only in accordance with the provisions of this Certificate, the Plan and the LTIA Guide, and shall have a term of no more than 10 years from the Grant Date.
- (g) Although I am not obligated to exercise the Award, I will be solely responsible for any loss resulting from failure to exercise the Award before its expiration date.

(h) The Award is exercisable only by me and may not be assigned, sold, pledged, hypothecated, transferred, or otherwise disposed of in any manner other than as provided in the Plan or the LTIA Guide, subject to rules adopted by the Committee from time to time. The Award can be exercised by my beneficiaries after my death.

Acceptance

I hereby accept the Award and the above terms. I understand that if I fail to accept the Award within 45 days from the Grant Date, the Award will be subject to cancellation.

###REQUIRED_SIGNATURE###

Required Signature

###ACCEPTANCE_DATE###

ⁱ Your Award is subject to the terms of the LTIA Guide unless the Company informs you that other terms apply.

The table below is a list of certain direct and indirect subsidiaries of the Parent as of December 31, 2025, and the state or jurisdiction in which the subsidiaries are organized. Pursuant to Item 601(b)(21)(ii) of Regulation S-K, certain subsidiaries of the Parent have been omitted from this list because, considered in the aggregate as a single subsidiary, such subsidiaries would not constitute a “significant subsidiary” as that term is defined in Rule 1-02(w) of Regulation S-X.

<u>Subsidiary Name</u>	<u>Incorp State</u>
Ameriprise Certificate Company	DE
Ameriprise Bank, FSB	Federal
AMPF Holding, LLC	MI
American Enterprise Investment Services Inc.	MN
Ameriprise Financial Services, LLC.	DE
Columbia Management Investment Advisers, LLC	MN
RiverSource Life Insurance Company	MN

CONSENT OF INDEPENDENT REGISTERED PUBLIC ACCOUNTING FIRM

We hereby consent to the incorporation by reference in the Registration Statements on Form S-3 (No. 333-277307) and on Form S-8 (Nos. 333-128789, 333-195690, 333-128790, 333-156074, 333-128791, 333-150677, 333-181008, 333-219786, 333-159025, 333-238913, and 333-271497) of Ameriprise Financial, Inc. of our report dated February 19, 2026 relating to the financial statements, financial statement schedule and the effectiveness of internal control over financial reporting, which appears in this Form 10-K.

/s/ PricewaterhouseCoopers LLP

Minneapolis, Minnesota

February 19, 2026

POWER OF ATTORNEY

KNOW ALL PERSONS BY THESE PRESENTS, that the undersigned Director and/or Officer of Ameriprise Financial, Inc., a Delaware corporation (the "Company"), hereby makes, constitutes and appoints James M. Cracchiolo, Walter S. Berman and Heather J. Melloh, and each of them severally, his or her true and lawful attorney-in-fact with power of substitution and resubstitution to sign in his or her name, place and stead, in any and all capacities, and to do any and all things and execute any and all instruments that such attorneys-in-fact may deem necessary or advisable under the Securities Exchange Act of 1934, as amended, and any rules, regulations and requirements of the U.S. Securities and Exchange Commission (the "Commission"), in connection with the filing with the Commission of an Annual Report on Form 10-K of the Company for the fiscal year ending December 31, 2025 (the "Form 10-K"), including specifically, but without limiting the generality of the foregoing, the power and authority to sign his or her name in his or her capacity as a member of the Board of Directors of the Company to the Form 10-K and such other form or forms as may be appropriate to be filed with the Commission as any of them may deem appropriate, together with all exhibits thereto, and to any and all amendments thereto and to any other documents filed with the Commission, as fully and for all intents and purposes as he or she might or could do in person, and hereby ratifies and confirms all that said attorneys-in-fact, each acting alone, and his or her substitute or substitutes, may lawfully do or cause to be done by virtue hereof.

The undersigned has executed this Power of Attorney as of this 5th day of January, 2026.

/s/ Dianne Neal Blixt
Dianne Neal Blixt

POWER OF ATTORNEY

KNOW ALL PERSONS BY THESE PRESENTS, that the undersigned Director and/or Officer of Ameriprise Financial, Inc., a Delaware corporation (the "Company"), hereby makes, constitutes and appoints James M. Cracchiolo, Walter S. Berman and Heather J. Melloh, and each of them severally, his or her true and lawful attorney-in-fact with power of substitution and resubstitution to sign in his or her name, place and stead, in any and all capacities, and to do any and all things and execute any and all instruments that such attorneys-in-fact may deem necessary or advisable under the Securities Exchange Act of 1934, as amended, and any rules, regulations and requirements of the U.S. Securities and Exchange Commission (the "Commission"), in connection with the filing with the Commission of an Annual Report on Form 10-K of the Company for the fiscal year ending December 31, 2025 (the "Form 10-K"), including specifically, but without limiting the generality of the foregoing, the power and authority to sign his or her name in his or her capacity as a member of the Board of Directors of the Company to the Form 10-K and such other form or forms as may be appropriate to be filed with the Commission as any of them may deem appropriate, together with all exhibits thereto, and to any and all amendments thereto and to any other documents filed with the Commission, as fully and for all intents and purposes as he or she might or could do in person, and hereby ratifies and confirms all that said attorneys-in-fact, each acting alone, and his or her substitute or substitutes, may lawfully do or cause to be done by virtue hereof.

The undersigned has executed this Power of Attorney as of this 29th day of December, 2025.

/s/ Glynis A Bryan
Glynis A. Bryan

POWER OF ATTORNEY

KNOW ALL PERSONS BY THESE PRESENTS, that the undersigned Director and/or Officer of Ameriprise Financial, Inc., a Delaware corporation (the "Company"), hereby makes, constitutes and appoints James M. Cracchiolo, Walter S. Berman and Heather J. Melloh, and each of them severally, his or her true and lawful attorney-in-fact with power of substitution and resubstitution to sign in his or her name, place and stead, in any and all capacities, and to do any and all things and execute any and all instruments that such attorneys-in-fact may deem necessary or advisable under the Securities Exchange Act of 1934, as amended, and any rules, regulations and requirements of the U.S. Securities and Exchange Commission (the "Commission"), in connection with the filing with the Commission of an Annual Report on Form 10-K of the Company for the fiscal year ending December 31, 2025 (the "Form 10-K"), including specifically, but without limiting the generality of the foregoing, the power and authority to sign his or her name in his or her capacity as a member of the Board of Directors of the Company to the Form 10-K and such other form or forms as may be appropriate to be filed with the Commission as any of them may deem appropriate, together with all exhibits thereto, and to any and all amendments thereto and to any other documents filed with the Commission, as fully and for all intents and purposes as he or she might or could do in person, and hereby ratifies and confirms all that said attorneys-in-fact, each acting alone, and his or her substitute or substitutes, may lawfully do or cause to be done by virtue hereof.

The undersigned has executed this Power of Attorney as of this 22nd day of December, 2025

/s/ Amy DiGeso
Amy DiGeso

POWER OF ATTORNEY

KNOW ALL PERSONS BY THESE PRESENTS, that the undersigned Director and/or Officer of Ameriprise Financial, Inc., a Delaware corporation (the "Company"), hereby makes, constitutes and appoints James M. Cracchiolo, Walter S. Berman and Heather J. Melloh, and each of them severally, his or her true and lawful attorney-in-fact with power of substitution and resubstitution to sign in his or her name, place and stead, in any and all capacities, and to do any and all things and execute any and all instruments that such attorneys-in-fact may deem necessary or advisable under the Securities Exchange Act of 1934, as amended, and any rules, regulations and requirements of the U.S. Securities and Exchange Commission (the "Commission"), in connection with the filing with the Commission of an Annual Report on Form 10-K of the Company for the fiscal year ending December 31, 2025 (the "Form 10-K"), including specifically, but without limiting the generality of the foregoing, the power and authority to sign his or her name in his or her capacity as a member of the Board of Directors of the Company to the Form 10-K and such other form or forms as may be appropriate to be filed with the Commission as any of them may deem appropriate, together with all exhibits thereto, and to any and all amendments thereto and to any other documents filed with the Commission, as fully and for all intents and purposes as he or she might or could do in person, and hereby ratifies and confirms all that said attorneys-in-fact, each acting alone, and his or her substitute or substitutes, may lawfully do or cause to be done by virtue hereof.

The undersigned has executed this Power of Attorney as of this 29th day of December, 2025.

/s/ Liane J. Pelletier
Liane J. Pelletier

POWER OF ATTORNEY

KNOW ALL PERSONS BY THESE PRESENTS, that the undersigned Director and/or Officer of Ameriprise Financial, Inc., a Delaware corporation (the "Company"), hereby makes, constitutes and appoints James M. Cracchiolo, Walter S. Berman and Heather J. Melloh, and each of them severally, his or her true and lawful attorney-in-fact with power of substitution and resubstitution to sign in his or her name, place and stead, in any and all capacities, and to do any and all things and execute any and all instruments that such attorneys-in-fact may deem necessary or advisable under the Securities Exchange Act of 1934, as amended, and any rules, regulations and requirements of the U.S. Securities and Exchange Commission (the "Commission"), in connection with the filing with the Commission of an Annual Report on Form 10-K of the Company for the fiscal year ending December 31, 2025 (the "Form 10-K"), including specifically, but without limiting the generality of the foregoing, the power and authority to sign his or her name in his or her capacity as a member of the Board of Directors of the Company to the Form 10-K and such other form or forms as may be appropriate to be filed with the Commission as any of them may deem appropriate, together with all exhibits thereto, and to any and all amendments thereto and to any other documents filed with the Commission, as fully and for all intents and purposes as he or she might or could do in person, and hereby ratifies and confirms all that said attorneys-in-fact, each acting alone, and his or her substitute or substitutes, may lawfully do or cause to be done by virtue hereof.

The undersigned has executed this Power of Attorney as of this 23rd day of December, 2025.

/s/ Robert F. Sharpe Jr.
Robert F. Sharpe Jr.

POWER OF ATTORNEY

KNOW ALL PERSONS BY THESE PRESENTS, that the undersigned Director and/or Officer of Ameriprise Financial, Inc., a Delaware corporation (the "Company"), hereby makes, constitutes and appoints James M. Cracchiolo, Walter S. Berman and Heather J. Melloh, and each of them severally, his or her true and lawful attorney-in-fact with power of substitution and resubstitution to sign in his or her name, place and stead, in any and all capacities, and to do any and all things and execute any and all instruments that such attorneys-in-fact may deem necessary or advisable under the Securities Exchange Act of 1934, as amended, and any rules, regulations and requirements of the U.S. Securities and Exchange Commission (the "Commission"), in connection with the filing with the Commission of an Annual Report on Form 10-K of the Company for the fiscal year ending December 31, 2025 (the "Form 10-K"), including specifically, but without limiting the generality of the foregoing, the power and authority to sign his or her name in his or her capacity as a member of the Board of Directors of the Company to the Form 10-K and such other form or forms as may be appropriate to be filed with the Commission as any of them may deem appropriate, together with all exhibits thereto, and to any and all amendments thereto and to any other documents filed with the Commission, as fully and for all intents and purposes as he or she might or could do in person, and hereby ratifies and confirms all that said attorneys-in-fact, each acting alone, and his or her substitute or substitutes, may lawfully do or cause to be done by virtue hereof.

The undersigned has executed this Power of Attorney as of this 23rd day of December, 2025.

/s/ Brian T. Shea
Brian T. Shea

POWER OF ATTORNEY

KNOW ALL PERSONS BY THESE PRESENTS, that the undersigned Director and/or Officer of Ameriprise Financial, Inc., a Delaware corporation (the "Company"), hereby makes, constitutes and appoints James M. Cracchiolo, Walter S. Berman and Heather J. Melloh, and each of them severally, his or her true and lawful attorney-in-fact with power of substitution and resubstitution to sign in his or her name, place and stead, in any and all capacities, and to do any and all things and execute any and all instruments that such attorneys-in-fact may deem necessary or advisable under the Securities Exchange Act of 1934, as amended, and any rules, regulations and requirements of the U.S. Securities and Exchange Commission (the "Commission"), in connection with the filing with the Commission of an Annual Report on Form 10-K of the Company for the fiscal year ending December 31, 2025 (the "Form 10-K"), including specifically, but without limiting the generality of the foregoing, the power and authority to sign his or her name in his or her capacity as a member of the Board of Directors of the Company to the Form 10-K and such other form or forms as may be appropriate to be filed with the Commission as any of them may deem appropriate, together with all exhibits thereto, and to any and all amendments thereto and to any other documents filed with the Commission, as fully and for all intents and purposes as he or she might or could do in person, and hereby ratifies and confirms all that said attorneys-in-fact, each acting alone, and his or her substitute or substitutes, may lawfully do or cause to be done by virtue hereof.

The undersigned has executed this Power of Attorney as of this 5th day of January, 2026.

/s/ W. Edward Walter III
W. Edward Walter III

POWER OF ATTORNEY

KNOW ALL PERSONS BY THESE PRESENTS, that the undersigned Director and/or Officer of Ameriprise Financial, Inc., a Delaware corporation (the "Company"), hereby makes, constitutes and appoints James M. Cracchiolo, Walter S. Berman and Heather J. Melloh, and each of them severally, his or her true and lawful attorney-in-fact with power of substitution and resubstitution to sign in his or her name, place and stead, in any and all capacities, and to do any and all things and execute any and all instruments that such attorneys-in-fact may deem necessary or advisable under the Securities Exchange Act of 1934, as amended, and any rules, regulations and requirements of the U.S. Securities and Exchange Commission (the "Commission"), in connection with the filing with the Commission of an Annual Report on Form 10-K of the Company for the fiscal year ending December 31, 2025 (the "Form 10-K"), including specifically, but without limiting the generality of the foregoing, the power and authority to sign his or her name in his or her capacity as a member of the Board of Directors of the Company to the Form 10-K and such other form or forms as may be appropriate to be filed with the Commission as any of them may deem appropriate, together with all exhibits thereto, and to any and all amendments thereto and to any other documents filed with the Commission, as fully and for all intents and purposes as he or she might or could do in person, and hereby ratifies and confirms all that said attorneys-in-fact, each acting alone, and his or her substitute or substitutes, may lawfully do or cause to be done by virtue hereof.

The undersigned has executed this Power of Attorney as of this 5th day of January, 2026.

/s/ Christopher J. Williams
Christopher J. Williams

AMERIPRISE FINANCIAL, INC.

CERTIFICATION

I, James M. Cracchiolo, certify that:

1. I have reviewed this Annual Report on Form 10-K of Ameriprise Financial, Inc.;
2. Based on my knowledge, this report does not contain any untrue statement of a material fact or omit to state a material fact necessary to make the statements made, in light of the circumstances under which such statements were made, not misleading with respect to the period covered by this report;
3. Based on my knowledge, the financial statements, and other financial information included in this report, fairly present in all material respects the financial condition, results of operations and cash flows of the registrant as of, and for, the periods presented in this report;
4. The registrant's other certifying officer(s) and I are responsible for establishing and maintaining disclosure controls and procedures (as defined in Exchange Act Rules 13a-15(e) and 15d-15(e)) and internal control over financial reporting (as defined in Exchange Act Rules 13a-15(f) and 15d-15(f)) for the registrant and have:
 - a. Designed such disclosure controls and procedures, or caused such disclosure controls and procedures to be designed under our supervision, to ensure that material information relating to the registrant, including its consolidated subsidiaries, is made known to us by others within those entities, particularly during the period in which this report is being prepared;
 - b. Designed such internal control over financial reporting, or caused such internal control over financial reporting to be designed under our supervision, to provide reasonable assurance regarding the reliability of financial reporting and the preparation of financial statements for external purposes in accordance with generally accepted accounting principles;
 - c. Evaluated the effectiveness of the registrant's disclosure controls and procedures and presented in this report our conclusions about the effectiveness of the disclosure controls and procedures, as of the end of the period covered by this report based on such evaluation; and
 - d. Disclosed in this report any change in the registrant's internal control over financial reporting that occurred during the registrant's most recent fiscal quarter (the registrant's fourth fiscal quarter in the case of an annual report) that has materially affected, or is reasonably likely to materially affect, the registrant's internal control over financial reporting; and
5. The registrant's other certifying officer(s) and I have disclosed, based on our most recent evaluation of internal control over financial reporting, to the registrant's auditors and the audit committee of the registrant's board of directors (or persons performing the equivalent functions):
 - a. All significant deficiencies and material weaknesses in the design or operation of internal control over financial reporting which are reasonably likely to adversely affect the registrant's ability to record, process, summarize and report financial information; and
 - b. Any fraud, whether or not material, that involves management or other employees who have a significant role in the registrant's internal control over financial reporting.

Date: February 19, 2026

By /s/ James M. Cracchiolo

James M. Cracchiolo
Chief Executive Officer

AMERIPRISE FINANCIAL, INC.

CERTIFICATION

I, Walter S. Berman, certify that:

1. I have reviewed this Annual Report on Form 10-K of Ameriprise Financial, Inc.;
2. Based on my knowledge, this report does not contain any untrue statement of a material fact or omit to state a material fact necessary to make the statements made, in light of the circumstances under which such statements were made, not misleading with respect to the period covered by this report;
3. Based on my knowledge, the financial statements, and other financial information included in this report, fairly present in all material respects the financial condition, results of operations and cash flows of the registrant as of, and for, the periods presented in this report;
4. The registrant's other certifying officer(s) and I are responsible for establishing and maintaining disclosure controls and procedures (as defined in Exchange Act Rules 13a-15(e) and 15d-15(e)) and internal control over financial reporting (as defined in Exchange Act Rules 13a-15(f) and 15d-15(f)) for the registrant and have:
 - a. Designed such disclosure controls and procedures, or caused such disclosure controls and procedures to be designed under our supervision, to ensure that material information relating to the registrant, including its consolidated subsidiaries, is made known to us by others within those entities, particularly during the period in which this report is being prepared;
 - b. Designed such internal control over financial reporting, or caused such internal control over financial reporting to be designed under our supervision, to provide reasonable assurance regarding the reliability of financial reporting and the preparation of financial statements for external purposes in accordance with generally accepted accounting principles;
 - c. Evaluated the effectiveness of the registrant's disclosure controls and procedures and presented in this report our conclusions about the effectiveness of the disclosure controls and procedures, as of the end of the period covered by this report based on such evaluation; and
 - d. Disclosed in this report any change in the registrant's internal control over financial reporting that occurred during the registrant's most recent fiscal quarter (the registrant's fourth fiscal quarter in the case of an annual report) that has materially affected, or is reasonably likely to materially affect, the registrant's internal control over financial reporting; and
5. The registrant's other certifying officer(s) and I have disclosed, based on our most recent evaluation of internal control over financial reporting, to the registrant's auditors and the audit committee of the registrant's board of directors (or persons performing the equivalent functions):
 - a. All significant deficiencies and material weaknesses in the design or operation of internal control over financial reporting which are reasonably likely to adversely affect the registrant's ability to record, process, summarize and report financial information; and
 - b. Any fraud, whether or not material, that involves management or other employees who have a significant role in the registrant's internal control over financial reporting.

Date: February 19, 2026

By /s/ Walter S. Berman

Walter S. Berman
Chief Financial Officer

AMERIPRISE FINANCIAL, INC.

CERTIFICATION PURSUANT TO 18 U.S.C. SECTION 1350, AS ADOPTED PURSUANT TO SECTION 906 OF THE SARBANES-OXLEY ACT OF 2002

In connection with the Annual Report on Form 10-K of Ameriprise Financial, Inc. (the "Company") for the year ended December 31, 2025 as filed with the Securities and Exchange Commission on the date hereof (the "Report"), James M. Cracchiolo, as Chief Executive Officer of the Company, and Walter S. Berman as Chief Financial Officer of the Company, each hereby certifies, pursuant to 18 U.S.C. Section 1350, as adopted pursuant to Section 906 of the Sarbanes-Oxley Act of 2002, that:

- (1) The Report fully complies with the requirements of Section 13(a) or 15(d) of the Securities Exchange Act of 1934; and
- (2) The information contained in the Report fairly presents, in all material respects, the financial condition and results of operations of the Company.

Date: February 19, 2026

By /s/ James M. Cracchiolo
James M. Cracchiolo
Chief Executive Officer

Date: February 19, 2026

By /s/ Walter S. Berman
Walter S. Berman
Chief Financial Officer