UNITED STATES
SECURITIES AND EXCHANGE COMMISSION
WASHINGTON, DC 20549

FORM 8-K

CURRENT REPORT
Pursuant to Section 13 or 15(d) of the
Securities Exchange Act of 1934

Date of report (Date of earliest event reported): September 4, 2026

Commission File Number	Exact Name of Registrant as Specified in Charter; State or Other Jurisdiction of Incorporation; Address of Principal Executive Officers, and Zip Code; and Registrant's telephone Number, Including Area Code)	IRS Employer Identification No.
1-8962	**PINNACLE WEST CAPITAL CORPORATION** (an Arizona corporation) 400 North Fifth Street, P.O. Box 53999 Phoenix Arizona 85072-3999 (602) 250-1000	86-0512431
1-4473	**ARIZONA PUBLIC SERVICE COMPANY** (an Arizona corporation) 400 North Fifth Street, P.O. Box 53999 Phoenix Arizona 85072-3999 (602) 250-1000 **Not Applicable** (Former name or former address, if changed since last report.)	86-0011170

Check the appropriate box below if the Form 8-K filing is intended to simultaneously satisfy the filing obligation of the registrant under any of the following provisions:

☐ Written communications pursuant to Rule 425 under the Securities Act (17 CFR 230.425)

☐ Soliciting material pursuant to Rule 14a-12 under the Exchange Act (17 CFR 240.14a-12)

☐ Pre-commencement communications pursuant to Rule 14d-2(b) under the Exchange Act (17 CFR 240.14d-2(b))

☐ Pre-commencement communications pursuant to Rule 13e-4(c) under the Exchange Act (17 CFR 240.13e-4(c))

Securities registered pursuant to Section 12(b) of the Act:

Title of each class	Trading Symbol(s)	Name of each exchange on which registered
Common Stock, no par value	PNW	New York Stock Exchange

Indicate by check mark whether the registrant is an emerging growth company as defined in Rule 405 of the Securities Act of 1933 (17 CFR §230.405) or Rule 12b-2 of the Securities Exchange Act of 1934 (17 CFR §240.12b-2).

Emerging growth company ☐

If an emerging growth company, indicate by check mark if the registrant has elected not to use the extended transition period for complying with any new or revised financial accounting standards provided pursuant to Section 13(a) of the Exchange Act. ☐

This combined Form 8-K is separately filed or furnished by Pinnacle West Capital Corporation and Arizona Public Service Company. Each registrant is filing or furnishing on its own behalf all of the information contained in this Form 8-K that relates to such registrant and, where required, its subsidiaries. Except as stated in the preceding sentence, neither registrant is filing or furnishing any information that does not relate to such registrant, and therefore makes no representation as to any such information.

Item 7.01 Regulation FD Disclosure.

Pinnacle West Capital Corporation ("Pinnacle West") will be participating in various meetings with securities analysts and investors in September 2026 and will be utilizing handouts during those meetings. Copies of the handouts are attached hereto as Exhibit 99.1.

Item 9.01 Financial Statements and Exhibits.

(d) Exhibits

Exhibit No.	Registrant(s)	Description
99.1	Pinnacle West Arizona Public Service Company	Pinnacle West handouts for use at meetings in September 2026
104	Pinnacle West Arizona Public Service Company	104 Cover Page Interactive Data File (embedded within the Inline XBRL document)

SIGNATURES

Pursuant to the requirements of the Securities Exchange Act of 1934, each registrant has duly caused this report to be signed on its behalf by the undersigned hereunto duly authorized.

PINNACLE WEST CAPITAL CORPORATION
(Registrant)

Dated: September 4, 2026

By: /s/ Andrew Cooper
Andrew Cooper
Senior Vice President and
Chief Financial Officer

ARIZONA PUBLIC SERVICE COMPANY
(Registrant)

Dated: September 4, 2026

By: /s/ Andrew Cooper
Andrew Cooper
Senior Vice President and
Chief Financial Officer

Powering Arizona's Future

September Investor Meetings



PINNACLE WEST
CAPITAL CORPORATION

Forward Looking Statements

This presentation contains forward-looking statements based on current expectations, including statements regarding our earnings guidance and financial outlook and goals. These forward-looking statements are often identified by words such as "estimate," "predict," "may," "believe," "plan," "expect," "require," "intend," "assume," "project," "anticipate," "goal," "seek," "strategy," "likely," "should," "will," "could," and similar words. Because actual results may differ materially from expectations, we caution you not to place undue reliance on these statements. A number of factors could cause future results to differ materially from historical results, or from outcomes currently expected or sought by Pinnacle West or APS. These factors include, but are not limited to: our ability to achieve timely and adequate rate recovery of our costs through our regulated rates and adjustor recovery mechanisms, including returns on and of debt and equity capital investment; the impacts of federal, state, and local laws, judicial decisions, statutes, regulations, and FERC, NRC, EPA, ACC, and other agency requirements, including as they are changed by legislative and regulatory action as well as executive orders, such as those relating to tax, environment, energy, nuclear plants, and deregulation of the retail electric market; our operation of Palo Verde is subject to substantial regulatory oversight and potentially significant liabilities and capital expenditures; we are subject to numerous environmental laws and changes to existing laws, or new laws, may increase our costs and impact our business; the potential effects of climate change on our electric system, including as a result of weather extremes, such as prolonged drought and high temperature variations in the area where APS conducts its business, as well as the impacts of policy and regulatory changes introduced to address climate change; co-owners of our jointly owned generation and transmission facilities may have unaligned goals; the willingness or ability of counterparties, participants, and landowners to meet contractual or other obligations or extend the rights for continued generation and transmission operations; deregulation of the electric industry and other factors, such as large customers developing large, utility scale generation to serve their energy needs, may result in increased competition; variations in demand for electricity, including those due to weather, seasonality (including large increases in ambient temperatures), the general economy or social conditions, customer and sales growth (or decline), data center growth (or lack thereof), including to support the AI industry, the effects of energy conservation measures and DG, and technological advancements; wildfires, including those arising as a result of climate change, extreme weather events, or the expansion of the wildland urban interface; generation, transmission, and distribution facilities and system operating costs, conditions, performance, and outages; our ability and efforts to meet current and anticipated future needs for generation and transmission and distribution facilities in our region at reliable levels, including factors affecting our ability to acquire and develop new resources to serve this load as well as difficulties in accurately forecasting load growth, particularly from high load energy users; availability of fuel and water supplies as well as the volatility and costs of fuel and purchased power; the direct or indirect effect on our facilities or business from cybersecurity threats or intrusions, data security breaches, terrorist attack, physical attack, severe storms, or other catastrophic events, such as fires, explosions, pandemic health events, or similar occurrences; risks inherent in the operation of nuclear facilities, including spent fuel disposal uncertainty; the development of new technologies and the impact they have on the retail and wholesale electricity market and the impacts of our adoption or failure to adopt such technologies; the availability and retention of qualified personnel and the need to negotiate collective bargaining agreements with union employees; the cost of debt, including increased cost as a result of rising interest rates, and equity capital and our ability to access capital markets when required as well as the impacts a credit rating downgrade would have on us; the investment performance of the assets of our nuclear decommissioning trust, captive insurance cell, coal mine reclamation escrow, pension, and other postretirement benefit plans, and the resulting impact on future funding requirements; Pinnacle West's cash flow depends on the performance of APS and its ability to make dividends and distributions; potential shortfalls in insurance coverage; Pinnacle West's ability to meet its debt service obligation could be adversely affected because its debt securities are structurally subordinated to the debt securities and obligations of its subsidiaries; the liquidity of wholesale power markets and the use of derivative contracts in our business; policy changes in Arizona or other states through ballot initiatives or referenda may increase our cost or operations or affect our business plans; general economic conditions, such as tariffs, inflation, and other supply chain constraints, as well as uncertainties associated with the current and future economic environment and conditions in Arizona; and disruptions in financial markets could adversely affect our cost of and access to credit and capital markets. These and other factors are discussed in the most recent Pinnacle West/APS Form 10-K and Form 10Q along with other public filings with the Securities and Exchange Commission, which you should review carefully before placing any reliance on our financial statements, disclosures or earnings outlook. Neither Pinnacle West nor APS assumes any obligation to update these statements, even if our internal estimates change, except as required by law.

In this presentation, references to net income and earnings per share (EPS) refer to amounts attributable to common shareholders.

Table of Contents

1. Company Profile
2. Growth Outlook & Energy Future
3. Financial Outlook
4. 2025 Rate Case

PINNACLE WEST
CAPITAL CORPORATION



Company Profile

PINNACLE WEST
CAPITAL CORPORATION

Arizona's largest electric company

Service Territory

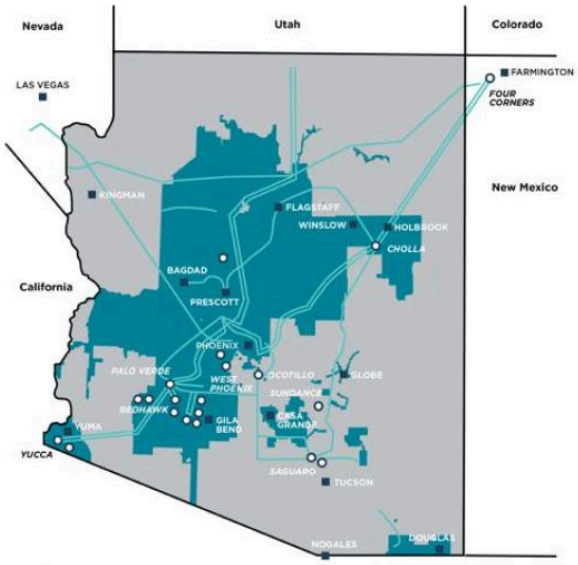

As of December 31, 2025.

Key facts as of Dec. 31, 2025	
Consolidated assets	$30B
Market cap	$10.62B
Generating capacity owned or leased (year end)	6.3GW
Customers	1.4M
Current % from clean energy	58%
Retail sales mix (Residential/Non-Residential)	50%/50%

PINNACLE WEST CAPITAL CORPORATION



Growth Outlook & Energy Future

PINNACLE WEST
CAPITAL CORPORATION

Arizona continues to be an attractive service territory with strong customer growth

Arizona economy continues to be robust and attractive

- Phoenix housing is affordable compared to major cities in the region
- Maricopa County ranked top county for economic development in 2025 by Site Selection Magazine
- Ranked #1 in the nation for semiconductor manufacturing by Business Facilities Magazine – TSMC has committed $265B
- Phoenix is ranked #1 out of 15 top growth markets for manufacturing by Newmark Group, a global real estate firm
- Arizona State University ranked #1 in Innovation for 11th straight year by U.S. News and World Report
- Phoenix ranks #1 in Western industrial markets by sales and industrial development (3rd nationally) by Commercial Café Report

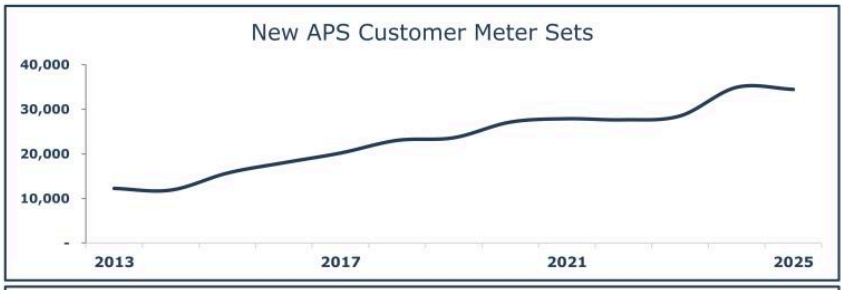

[1] National average from 2025 Itron Annual Energy Survey Report.

PINNACLE WEST CAPITAL CORPORATION

Best-in-class service territory supports high tech growth and economic development

Arizona is an attractive location for business growth

- **Infrastructure** – close proximity to major markets in the West with accessibility by rail or truck
- **Weather predictability** – low propensity for natural disasters and greatest solar irradiance in America
- **Workforce availability** – three major universities graduating a skilled labor force
- **Affordability** – business friendly policies and regulation

Large C&I customers as a growth driver

- Accounts for 4%-6% of the 5%-7% long-term weather normalized sales growth[1] guidance
- Amplifier effect for jobs and surrounding communities leading to residential growth
- Proposed rate design modifications including direct assignment of generation costs to ensure growth pays for growth

[1] Forecasted guidance range through 2030.



PINNACLE WEST
CAPITAL CORPORATION

Arizona's commercial and industrial growth is diverse

Source: Arizona Commerce Authority

Strong track record of consistently robust sales growth

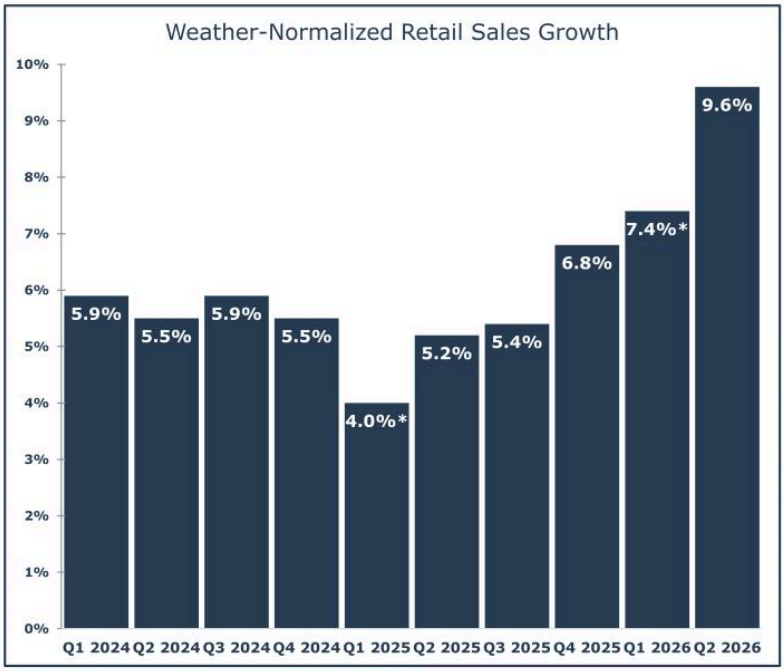

* Excludes $11M reduction to unbilled revenues in January 2025

Continued trend of robust sales growth

- 10 consecutive quarters of growth within or exceeding the original long-term guidance range of 4%-6%
- Strong C&I sales growth as extra high load factor customers continue to ramp
  - 2026 YTD C&I growth of 13.6%
- 2026 sales growth guidance of 4%-6%
- Long term sales growth increased to 5%-7% and extended through 2030

PINNACLE WEST
CAPITAL CORPORATION

We have an improved regulatory environment



Improvements at the Arizona Corporation Commission

- Balanced, constructive and more consistent outcomes, including improved ROE to APS
- Approval of Formula Rate Policy Statement
- Reaffirmation of Rate Case Settlement Policy
- Continued support of adjustor mechanisms to improve cost recovery

Commitments by the Company

- Sustain investment in customer experience improvements
- Continue to find alignment with regulators and work with stakeholders on common issues
- Advocate for reduced regulatory lag
- Focus on customer affordability

Significant investment opportunity to serve increased demand

There is significant additional load we need to be ready to serve

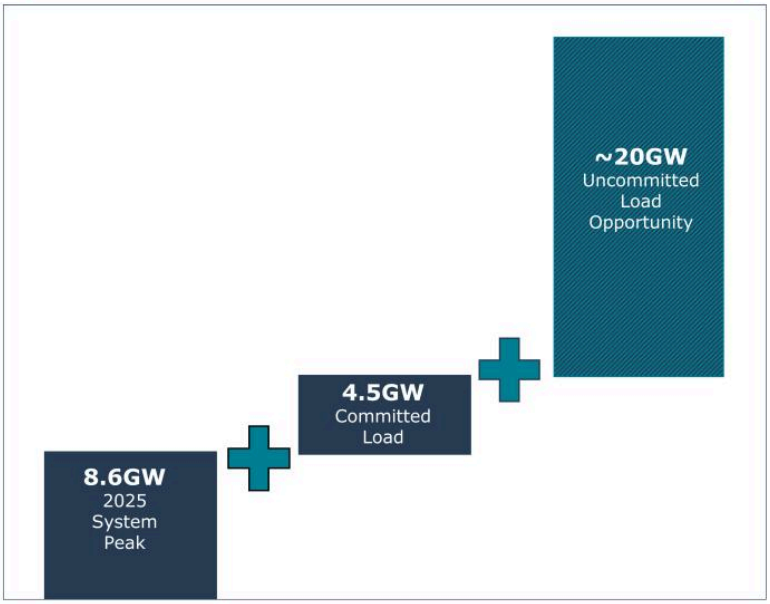

Which is requiring us to invest

New gas generation:
- Announced new gas generation of up to 2 GWs
- Announced incremental investment of up to $440M for conversion of retired Cholla power plant to 380MWs of natural gas generation
- Anchor shipper on new gas pipeline, expected to be in service by late 2029

Palo Verde generating station:
- Approximately $200 million investment made on buyout option for nearly 100 MW of nuclear capacity previously under sale-leaseback
- Increased investment in Palo Verde capital program of approximately $500M over the next 10 years

Strategic transmission:
- Several major transmission investments to support new resources and overall system buildout
- Additional investment in large transmission projects to enable access to out of state generation and additional markets

PINNACLE WEST
CAPITAL CORPORATION

Transmission expansion could drive significant capital investment



Major Transmission Projects in Development

Project	Miles/kV	Est. in-service
Helios to Milligan	~23 mi/230kV	2027
Pinnacle Peak to Ocotillo	~50 mi/230kV	2030
Cotton Transmission Corridor: Panda to Freedom Lines #2 & #1 Jojoba to Rudd	 ~80 mi/230kV ~29 mi/500kV	 2030/2031 2031
Proposed Transmission for New Gas	TBD	2030

Transmission Investment Strategy

- Investments in Extra High Voltage (EHV) transmission to support reliability, resiliency, and integration of new resources
  - Over 600 miles of 345kV and above and over 300 miles of 230kV lines in planning period
- Investments in large transmission projects to enable access to out of state generation and additional markets
- Constructive and timely recovery through annual FERC Formula rate with wheeling revenue benefiting retail customers

Source: APS 2026-2035 Ten Year Transmission System Plan

PINNACLE WEST CAPITAL CORPORATION

We are focused on maintaining customer affordability

APS rates have remained well below the rate of inflation

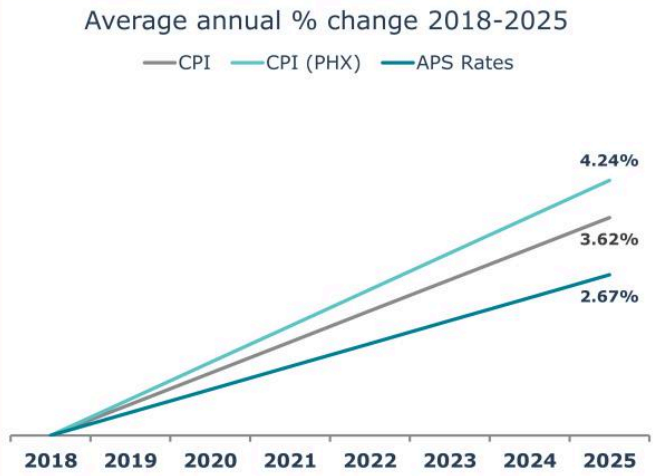

Maintaining Affordability

- **Disciplined cost management:** Process improvements and preventative maintenance to reduce operating costs
- **Customer growth:** Long-term goal of declining O&M per MWh as service territory grows
- **Customer Programs:** Innovative customer programs to help customers save energy and money
- **Balanced long-term capital plan:** Infrastructure investments designed to maintain reliability yet minimize annual customer impact
- **Stakeholder engagement:** Working with partners to ensure reliability, affordability, and recovery through appropriate rate design



Future Financial Outlook

PINNACLE WEST
CAPITAL CORPORATION

Our investor goals going forward

1. Long-term EPS growth of 5%-7% off original 2024 midpoint, supporting competitive total shareholder return
2. Optimized capital plan to reliably serve growing service territory, driving strong rate base growth
3. Managing a healthy capital structure with accretive equity to support investment
4. Declining O&M per MWh with focus on customer affordability
5. Competitive shareholder dividend
6. Solid balance sheet and credit ratings



Long-term outlook potential remains solid

EPS Growth off original 2024 midpoint[1]

[1] Long-term EPS growth target based on the Company's current weather normalized compound annual growth rate projections from 2024-2028.

Potential drivers for more consistent and timely cost recovery

- Reduction of regulatory lag including formula rates
- Rate case cadence and potential settlement of future rate cases
- Continued support of adjustor mechanisms
- Continued economic development driving sales and customer growth
- Continued cost management

Capital plan to support reliability and continued growth within our service territory

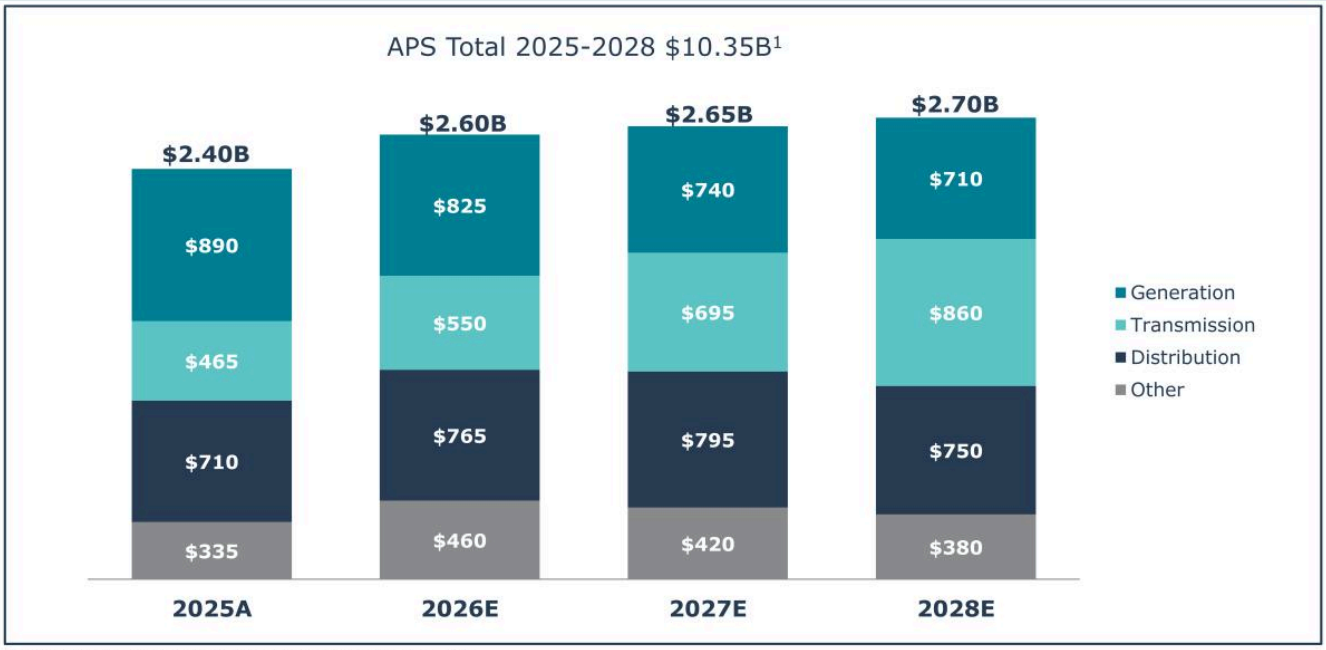

Source: 2026-2028 as disclosed in the Second Quarter 2026 Form 10-Q

[1] The estimated capital expenditures presented above do not include amounts related to Cholla gas conversion project, which is currently expected to cost up to approximately $440 million. In addition, project capital expenditures for entities other than APS are not included, as such amounts are expected to be immaterial.

PINNACLE WEST CAPITAL CORPORATION

Increased rate base growth within our service territory

Current Approved Rate Base and Test Year Detail

	ACC	FERC
Rate Effective Date	03/08/2024	06/01/2026
Test Year Ended	6/30/2022[1]	12/31/2025
Equity Layer	51.93%	51.99%
Allowed ROE	9.55%	10.75%
Rate Base	$10.36B[2]	$2.81B

[1] Adjusted to include post-test year plant in service through 06/30/2023.
[2] Rate Base excludes $215M approved through Joint Resolution in Case No. E-01345A-19-0236.

End-of-Year Rate Base and Growth Guidance[1]

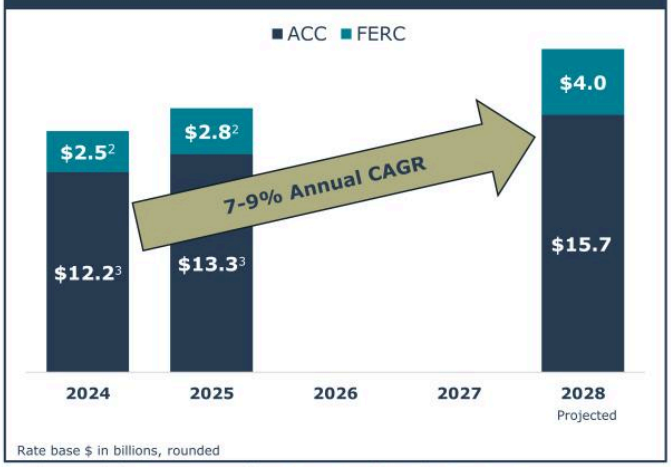

[1] Guidance excludes CWIP amounts of $1.6B in 2024 and $2.7B-$3.2B in 2028.
[2] Derived from APS annual update of formula transmission service rates.
[3] Represents unadjusted ACC jurisdictional rate base consistent with regulatory filings.

PINNACLE WEST
CAPITAL CORPORATION

Optimized financing plan to support balanced capital structure

2026-2028 Financing Plan

[1] Cash from operations is net of shareholder dividends.
[2] APS and PNW debt issuance is net of maturities.
[3] PNW equity is net of $485M already priced through January 2026.

Funding Strategy

- External equity to support balanced APS capital structure and expanded, accretive capital investment
- Of the $1.0B-$1.2B total incremental need, $685M is priced under equity forwards through July 2026
- Utilized all remaining capacity in $900M ATM program
- Established new $500M ATM program to continue progress toward future equity needs
- Maintain strong balance sheet and current credit ratings

2026 Financing Plan Execution

DEBT	Estimated Amount[4]	Maturities	Completed
APS	$1.2B	$250M	$600M
PNW	$550M	$350M	$500M
EQUITY	**Estimated Amount**	**Priced**	**Settled**
PNW	$650M	$650M	$0

[4] Includes maturities.

PINNACLE WEST CAPITAL CORPORATION

We are focused on cost control and customer affordability

Operations & Maintenance Guidance

- Core O&M remains flat with rapidly growing customer base
- Lean culture and declining O&M per MWh goal
- Reduction of year-over-year O&M including planned outages



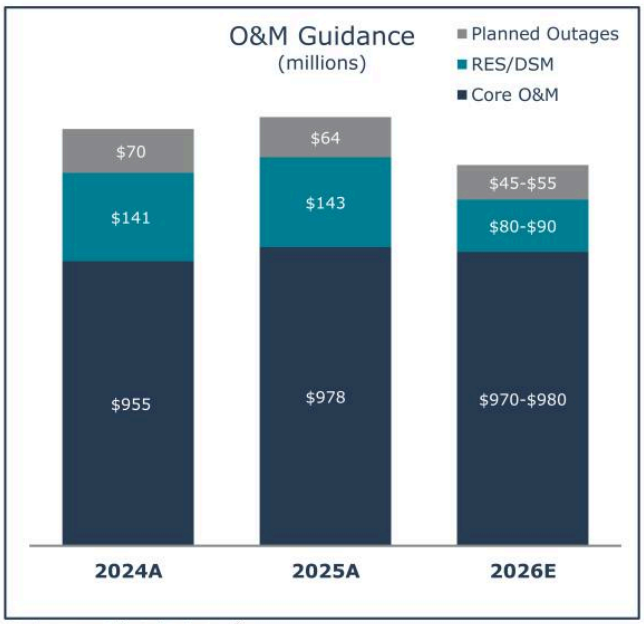

Numbers may not foot due to rounding.

PINNACLE WEST
CAPITAL CORPORATION

We have a proven dividend growth track record[1]

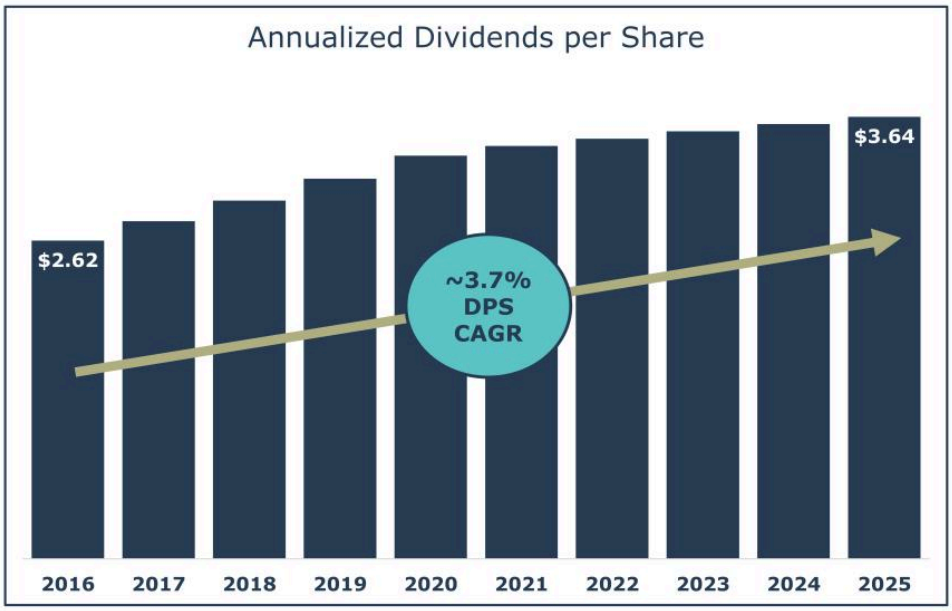

Dividend Targets

- Long-term dividend growth
- Attractive dividend yield
- Managing long-term dividend payout ratio into sustained 65-75%

[1] Future dividends are subject to declaration at Board of Directors' discretion.

PINNACLE WEST
CAPITAL CORPORATION

We are focused on maintaining healthy credit ratings to support affordable growth

	Corporate Ratings[1]	Senior Unsecured Ratings	Short-Term Ratings	Outlook
APS				
Moody's	Baa1	Baa1	P-2	Stable
S&P	BBB+	BBB+	A-2	Stable
Fitch	BBB+	A-	F2	Stable
Pinnacle West				
Moody's	Baa2	Baa2	P-2	Stable
S&P	BBB+	BBB	A-2	Stable
Fitch	BBB	BBB	F3	Stable

[1] Ratings as of July 31, 2026. Outlooks were reaffirmed by all agencies in April 2026.

Credit Objectives

- Maintain current investment-grade ratings at both PNW and APS
- Target PNW FFO/Debt range of 14%-16% over the long-term
  - Midpoint represents >100bps cushion above Moody's threshold
- Target HoldCo debt to total Company debt % in the mid-teens
- Maintain APS capital structure at >50% equity

Debt maturity profile shows well managed and stable financing plan

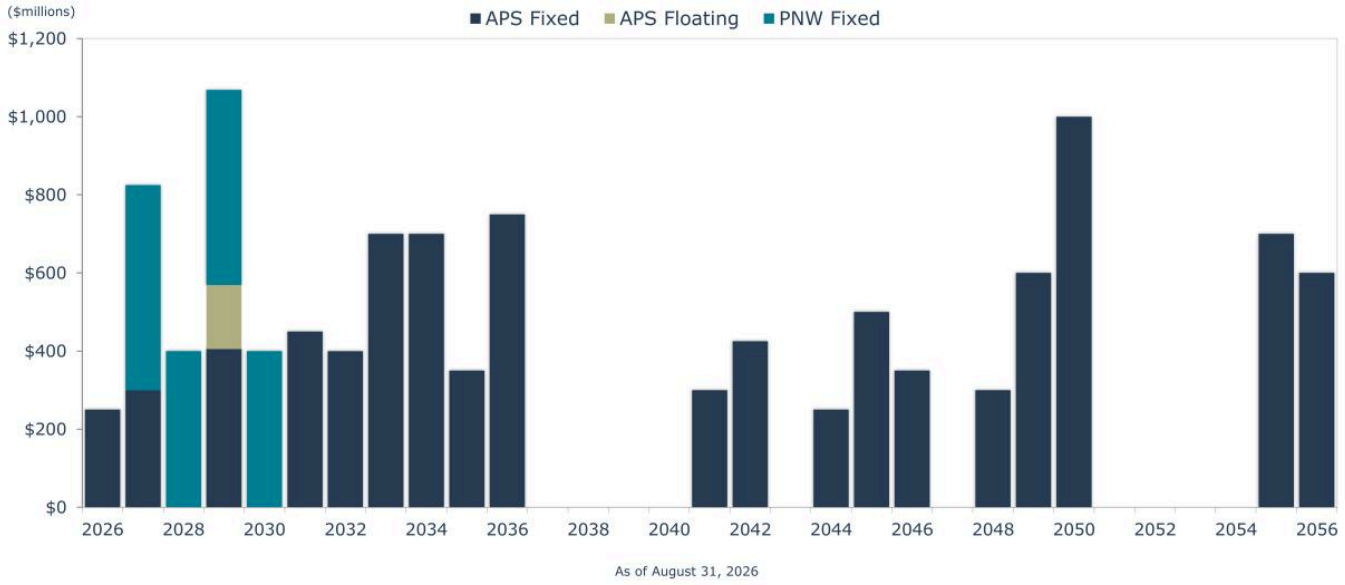

PINNACLE WEST
CAPITAL CORPORATION

We have a stable foundation with solid execution going forward

- Service territory is one of the fastest growing in the nation with a diverse customer base
- Improved regulatory environment with focus on reducing regulatory lag
- Strong customer centric strategy focused on reliability and customer experience
- Proven track record of efficient O&M practices and focus on customer affordability
- Solid balance sheet and well managed financing plan
- Attractive financial growth profile building off original 2024 midpoint



2025 Rate Case

PINNACLE WEST
CAPITAL CORPORATION

2025 APS Rate Case – Updated Positions

Overview of rate request ($ in millions) key components	
Rate Base Growth	$206
12 months Post-test Year Plant	$162
Fair Value Increment	$89
WACC (7.63%)	$129
Other (Base fuel, depreciation study, etc.)	$107
Total Revenue Requirement	**$692**
Adjustor Transfers	$(83)
Net Revenue Increase	**$609**
Customer Net Revenue Impact on Day 1	14.69%

Additional details

- APS has requested rates become effective in the second half of 2026
- Docket number: E-01345A-25-0105
- Additional details, including filing, can be found at http://www.pinnaclewest.com/investors

Numbers may not foot due to rounding.

2025 APS Rate Case – Updated Positions

Overview of rate request ($ in millions) key components	
Test Year Ended December 31, 2024	
Total Rate Base - Adjusted	$15.8B
ACC Rate Base - Adjusted	$13.1B
Embedded Long-Term Cost of Debt	4.26%
Allowed Return on Equity	10.70%
ROE Band for Formula Rate	+/- 40bps
Capital Structure	
Long-Term Debt	47.65%
Common Equity	52.35%
Base Fuel Rate (¢/kWh)	4.3881¢/kWh
Post-Test Year Plant period	12 months

Proposed rate design modifications

- Direct assignment of generation costs to ensure extra high load factor customers pay for the resources they require
- Align rates with costs to move classes closer to their cost of service which supports small and medium sized businesses
- Ensure growth pays for growth and offers significant customer protections

2025 APS Rate Case – Updated Positions

Formula Rate Adjustment Mechanism (FRAM) proposal

- Historic test year, with authorized ROE and capital structure approved in most recent rate case
- Inclusion of 6 months post-test year plant
- Removal of System Reliability Benefit and the Tax Expense Adjustor Mechanism if FRAM is approved
- No rate adjustment if actual ROE falls within +/- 40 bps of authorized ROE
- Revenue surplus/deficiency allocated based on ACC jurisdictional cost of service results

FRAM proposed schedule

ACC filing of Annual Update	**May 1**
Last day for data requests for informal information exchange and to submit informal challenge(s).	June 30
Informal challenge(s) resolution deadline	July 30
Adjusted annual update posted	August 25
Last day for data requests and to submit formal challenge(s)	September 4
Last day for Staff challenges and responses to formal challenges	September 28
Last day for Interested Parties with an unresolved Formal Challenge to file a request for Hearing	October 1
Last day for Staff to file a request for Hearing	October 10
Hearing Completed, or Staff Report and Proposed Order Issued (if no hearing)	October 31
Commission Decision (if necessary)	Before December 1
Rate Effective Date	**First billing cycle in December**

PINNACLE WEST CAPITAL CORPORATION

2025 APS Rate Case - Testimony Summaries

	APS Direct Testimony	ACC Direct Testimony	APS Rebuttal Testimony	ACC Surrebuttal Testimony	APS Rejoinder Testimony
Return on Equity	10.70%	9.55% - 9.80%[2]	10.70%	9.55% - 9.80%[2]	10.70%
Fair Value Increment	1.00%	0.20%	0.90%	0.20%	0.90%
Capital Tracking Mechanism & Existing Adjustors	Maintain SRB, TCA, PSA, DSMAC, REAC and TEAM Eliminate LFCR[1]	Eliminate SRB, LFCR & TEAM Phase out DSMAC & REAC Optionally Eliminated Maintain TCA & PSA	Eliminate SRB, LFCR & TEAM if FRAM Approved[3] Maintain TCA, PSA, DSMAC, and REAC	Eliminate SRB, LFCR, and TEAM[4] if FRAM Approved Maintain TCA, PSA, DSMAC, and REAC	Eliminate SRB, LFCR & TEAM if FRAM Approved[3] Maintain TCA, PSA, DSMAC, and REAC
Formula Rate Adjustment Mechanism (FRAM)	TY Eligible 12/31/2026 10.70% ROE +/- 20pbs Deadband Projected Plant 12 Months	TY Eligible 12/31/2027 9.55% ROE +/- 50pbs Deadband Post Test-Year Plant 6 Months	TY Eligible 12/31/2026 10.70% ROE +/- 40pbs Deadband Post Test-Year Plant 6 Months	TY Eligible 12/31/2026 9.55% ROE +/- 50pbs Deadband Post Test-Year Plant 6 Months	TY Eligible 12/31/2026 10.70% ROE +/- 40pbs Deadband Post Test-Year Plant 6 Months
Additional items	100% D&O 100% Incentive Comp 100% BOD Expense	50% D&O 50% Incentive Comp 50% BOD Expense	50% D&O 50% Incentive Comp 50% BOD Expense	50% D&O 50% Incentive Comp 50% BOD Expense	50% D&O 50% Incentive Comp 50% BOD Expense
Total Revenue Requirement Increase	$662.44M	$525.19M	$694.23M	$506.46M	$691.61M
Bill Impact	13.99%	10.68%	14.75%	10.22%	14.69%

1. Eliminate if FRAM approved
2. If the FRAM is adopted, the Commission should consider an ROE at the lower end of Staff's recommended range (9.55% - 9.80%)
3. Eliminate if FRAM approved and maintains 120-day schedule
4. Staff is currently evaluating the potential use of the TEAM mechanism to pass on the Nuclear PTC benefits to customers.



Appendix

PINNACLE WEST
CAPITAL CORPORATION

2026 Key Regulatory Dates

Case/Docket #	Q1	Q2	Q3	Q4
2025 Rate Case **E-01345A-25-0105:**	Staff and Intervenor Direct Testimony filed March 2 and March 18	• APS Rebuttal Testimony filed April 3 • Staff and Intervenor Surrebuttal Testimony filed May 1 • APS Rejoinder Testimony filed May 11 • Rate Case hearing began May 18	• Initial briefs filed August 27 • Reply briefs due September 11	Final Decision estimated December 2026
Power Supply Adjustor (PSA) **E-01345A-22-0144**:	2026 PSA rate reset effective Feb. 4			PSA reset to be filed Nov. 30
Transmission Cost Adjustor **E-01345A-22-0144**:		Filed May 15 for a June 1 effective date		
Lost Fixed Cost Recovery **E-01345A-26-0337**:			2026 LFCR filed July 31	2026 LFCR effective Nov. 1 (if approved)
Resource Comparison Proxy **E-01345A-26-0171**:		Updated RCP calculation filed May 1	RCP update effective Sep. 1	
2027-2031 RES Implementation Plan **E-01345A-26-0264:**	2026 RES Plan approved Feb. 4		2027-2031 RES Plan filed July 1	
2026 DSM/TE Implementation Plan **E-01345A-25-0106:**		2026 DSM/TE Plan filed April 7		
ACC Inquiry into Nuclear Issues **E-00000A-25-0026:**	ACC Nuclear Workshop #2 held Feb. 24	ACC Nuclear Workshop #2B held June 25		Final Workshop to be held November 19
ACC Inquiry into Data Center Rate Classifications **E-00000A-25-0069**		ACC Large Load Users Development Workshop held April 16		
2026 Integrated Resource Plan: **E-99999A-25-0058**				2026 IRP to be filed October 30
14th Biennial Transmission Assessment**: E-99999A-25-0006**	APS Ten-Year Transmission System Plan filed Jan. 30		ACC 14th BTA 1st Workshop held July 16	

Dates are tentative and subject to change.

Renewable Energy & Demand Side Management expenses[1]

[1] Renewable Energy and Demand Side Management expenses are substantially offset by adjustment mechanisms.

PINNACLE WEST
CAPITAL CORPORATION

2026 gross margin effects of weather

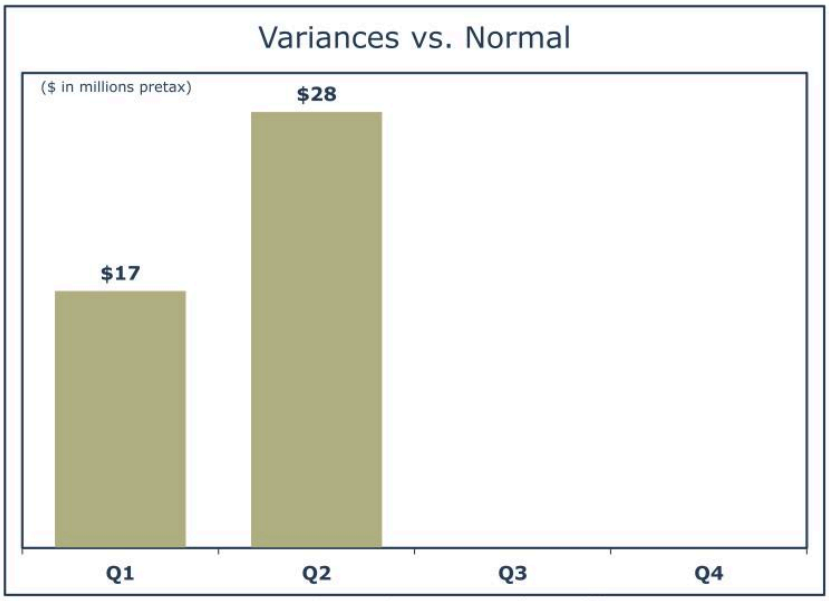

2026 Total Weather Impact: $45 Million

All periods recalculated to current 10-year rolling average (2015 – 2024). Numbers may not foot due to rounding.

PINNACLE WEST
CAPITAL CORPORATION

Wildfire Mitigation

Our current practices are comprehensive and multi-faceted:

Vegetation Management

- Comprehensive right-of-way clearance on maintained cycles
- Defensible space around poles (DSAP)
- Hazard tree program

Grid Hardening Investments

- Ongoing distribution system upgrades
- Mesh pole wrapping
- Expulsion limiting fuses
- Steel poles (if truck accessible)

Asset Inspection

- Enhanced line patrols
- Technology deployments
  - Drone use
  - Infra-red scans

Monitoring and Awareness

- Dedicated team of meteorologists
- Advanced fire modeling software
- Cameras and weather stations
- Federal & state agency partnerships

Operational Mitigations

- Non-reclosing strategy
- Public outreach program
- Red Flag Alert protocols
- Enhanced Powerline Safety Settings (EPSS)
- Public Safety Power Shutoff (PSPS)

Internal: 21-person **fire mitigation department** engages across entire APS organization to plan and implement initiatives
External: Member of 10 **fire mitigation industry associations**

Comprehensive Wildfire Mitigation Plan (CWMP) approved by AZ DFFM as required by AZ Revised Statutes

2026 Planned Outage Schedule

Generation Planned Outages

Q2

Plant	Unit	Duration in Days
Palo Verde[1]	2	45

[1] Outage began at end of Q1

Q4

Plant	Unit	Estimated Duration in Days
Palo Verde	1	46



PINNACLE WEST
CAPITAL CORPORATION