

---

---

**UNITED STATES  
SECURITIES AND EXCHANGE COMMISSION  
Washington, D.C. 20549**

---

**SCHEDULE 14A INFORMATION**

Proxy Statement Pursuant to Section 14(a) of the  
Securities Exchange Act of 1934

---

Filed by the Registrant  Filed by a Party other than the Registrant

Check the appropriate box:

- Preliminary Proxy Statement
- Confidential, for Use of the Commission Only (as permitted by Rule 14a-6(e)(2))**
- Definitive Proxy Statement
- Definitive Additional Materials
- Soliciting Material Pursuant to §240.14a-12

**Williams-Sonoma, Inc.**

---

(Name of Registrant as Specified In Its Charter)

**Not Applicable**

---

(Name of Person(s) Filing Proxy Statement if Other Than the Registrant)

Payment of Filing Fee (Check all boxes that apply):

- No fee required.
  - Fee paid previously with preliminary materials.
  - Fee computed on table in exhibit required by Item 25(b) per Exchange Act Rules 14a-6(i)(1) and 0-11.
-

# WILLIAMS-SONOMA, INC.

3250 Van Ness Avenue  
San Francisco, California 94109  
www.williams-sonomainc.com

## NOTICE OF 2024 ANNUAL MEETING OF STOCKHOLDERS

Meeting Date and Time	Virtual Meeting	Record Date
Wednesday, May 29, 2024, 9:00 a.m. Pacific Time	Virtual meeting via live webcast. Registration is required online at <a href="https://register.proxypush.com/wsm">register.proxypush.com/wsm</a> .	You may vote if you were a stockholder of record as of the close of business on April 2, 2024.

The 2024 Annual Meeting of Stockholders (the “Annual Meeting”) of Williams-Sonoma, Inc. (the “Company” or “we” or “us”) will be held as a virtual-only meeting on May 29, 2024 at 9:00 a.m. Pacific Time. The Notice of Internet Availability of Proxy Materials will be mailed, and the attached proxy statement is being made available, to our stockholders beginning on or about April 16, 2024.

### Agenda

At the Annual Meeting, stockholders will be asked to vote on the following proposals:

PROPOSAL	BOARD VOTING RECOMMENDATION	PAGE REFERENCE (FOR MORE DETAIL)
<b>Management Proposals</b>		
The election of our Board of Directors	✓ FOR each Director	1
An advisory vote on executive compensation	✓ FOR	26
Amendment to certificate of incorporation to include an officer exculpation provision	✓ FOR	74
The ratification of the selection of Deloitte & Touche LLP as our independent registered public accounting firm for the fiscal year ending February 2, 2025	✓ FOR	75

**Stockholders may also transact such other business as may properly come before the meeting or any adjournment or postponement of the meeting.**

### Important notice regarding the availability of proxy materials for the Annual Meeting.

This Proxy Statement and our Annual Report on Form 10-K are available at our website at [ir.williams-sonomainc.com/financial-reports-page](https://ir.williams-sonomainc.com/financial-reports-page).

### Other Important Information

The platform for the virtual Annual Meeting includes functionality that affords validated stockholders substantially the same meeting participation rights and opportunities they would have at an in-person meeting. Stockholders who attend the Annual Meeting by following the instructions below will have the opportunity to vote and submit questions or comments electronically during the Annual Meeting.

#### *Access and Log-in Instructions for Virtual Annual Meeting*

Only stockholders of record and beneficial owners of shares of our common stock as of the close of business on April 2, 2024, the record date, may attend and participate in the Annual Meeting, including voting and asking questions during the Annual Meeting. You will not be able to attend the Annual Meeting in person.

To virtually attend the Annual Meeting, you must register at [register.proxypush.com/wsm](https://register.proxypush.com/wsm). Upon completing your registration, you will receive further instructions via email, including a unique link that will allow you access to the Annual Meeting and to vote and submit questions during the Annual Meeting.

As part of the registration process, you must enter the control number located on your proxy card, voting instruction form, or Notice of Internet Availability. If you are a beneficial owner of shares registered in the name of a broker, bank or other nominee, you will also need to provide the registered name on your account and the name of your broker, bank, or other nominee as part of the registration process.

On the day of the Annual Meeting, May 29, 2024, stockholders may begin to log in to the virtual-only Annual Meeting 15 minutes prior to the start of the Annual Meeting. The Annual Meeting will begin promptly at 9:00 a.m. Pacific Time.

***How Beneficial Owners May Participate in the Virtual Annual Meeting***

If you hold your shares in street name through an intermediary, such as a bank, broker or other nominee, to attend and submit questions at the virtual Annual Meeting, you must obtain a control number in advance. This is a different number than what is on your voting instruction form. To obtain a control number, follow the instructions provided by your bank, broker or other nominee. Once you have your new control number, please follow the steps set forth above to access the virtual Annual Meeting.

If you hold your shares in street name, in order to vote during the virtual Annual Meeting, you also must obtain in advance a “legal proxy” from your bank, broker or other nominee. To cast your vote during the meeting, follow the instructions on the virtual Annual Meeting website for completing an online ballot and submit the completed ballot along with a copy of your legal proxy via email.

***List of Stockholders***

The names of stockholders of record entitled to vote will also be available for inspection by stockholders of record for 10 days prior to the Annual Meeting. If you are a stockholder of record and want to inspect the stockholder list, please send a written request by writing to: Williams-Sonoma, Inc., Attention: Corporate Secretary, 3250 Van Ness Avenue, San Francisco, California 94109 to arrange for electronic access to the stockholder list.

**YOUR VOTE IS IMPORTANT**

Instructions for submitting your proxy are provided in the Notice of Internet Availability of Proxy Materials, the Proxy Statement, and your proxy card. It is important that your shares be represented and voted at the Annual Meeting. Whether or not you plan to attend the Annual Meeting, we urge you to vote and submit your proxy in advance of the meeting by one of the methods described in the proxy materials. Please submit your proxy through the Internet, by telephone, or by completing the enclosed proxy card and returning it in the enclosed envelope. You may revoke your proxy at any time prior to its exercise at the virtual Annual Meeting.

By Order of the Board of Directors

David King

Secretary

April 16, 2024

# Proxy Summary

This summary highlights selected information in this proxy statement. Please review the entire proxy statement before voting.

## Voting Items

### Proposal 1: Election of Directors

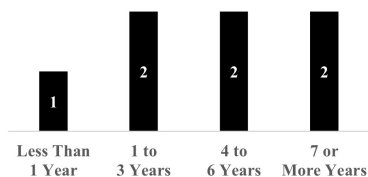
Our six continuing directors and our director nominee are experienced leaders who bring a mix of qualifications, attributes and skills relevant to our business and strategy.

**The Board Recommends a Vote FOR each director nominee**

Director Nominees	Position	Independence	Age	Director Since
Laura Alber	Chief Executive Officer, President, and Director	Not Independent	55	2010
Esi Eggleston Bracey	Director	Independent	53	2021
Andrew Campion	Director Nominee	Independent	52	—
Scott Dahnke	Board Chair	Independent	58	2019
Anne Finucane	Director	Independent	71	2021
William Ready	Director	Independent	44	2020
Frits van Paasschen	Director	Independent	63	2017

## Demographics<sup>1</sup>

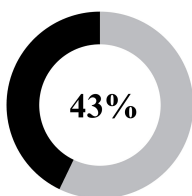
### Tenure



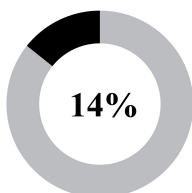
### Age



### Gender Diversity



### Racial Diversity



## Skills and Experience



**Public Company Executive**  
(Seven out of Seven)



**Consumer Goods/ Merchandising**  
(Five out of Seven)



**ESG**  
(Five out of Seven)



**Financial**  
(Seven out of Seven)



**Government Relations/ Public Policy**  
(Two out of Seven)



**Growth & Corporate Strategy**  
(Seven out of Seven)



**International**  
(Seven out of Seven)



**Marketing & Brand Building**  
(Seven out of Seven)



**Retail**  
(Five out of Seven)



**Supply Chain**  
(Four out of Seven)



**Technology**  
(Three out of Seven)

<sup>1</sup> Demographic statistics assume the election of all director nominees at the Annual Meeting.

**Proposal 2: Advisory Vote to Approve Executive Compensation**

Our executive officer compensation program is constructed to attract, retain, and motivate a highly qualified executive team to support our primary objective of creating long-term value for stockholders, while maintaining direct links between executive pay, individual performance, the Company’s financial performance, and stockholder returns.

**2023 Financial Performance**

Key highlights for fiscal year 2023, both financially and for our stockholders, included:

- Comparable Brand Revenue of -9.9% with a 2-year comp of -3.4% and a 4-year comp of 35.6%.
- GAAP gross margin of 42.6%; non-GAAP gross margin<sup>(1)</sup> of 42.7%, up 20 basis points and 30 basis points, respectively, from last year.
- GAAP Diluted earnings per share, or EPS, and non-GAAP Diluted EPS<sup>(1)</sup> of \$14.55 and \$14.85, respectively.
- One-Year Total Stockholder Return ("TSR") of 69%, exceeding both our peer group (-7%) and the S&P 400 Index (6%).
- Three-Year TSR of 73%, exceeding both our peer group (17%) and the S&P 400 Index (18%).

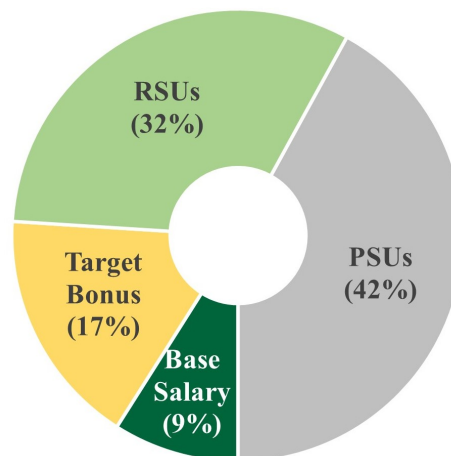
**Strong Say on Pay Support**

Last year’s say-on-pay proposal was approved by approximately 98% of stockholder votes cast for or against. We continued to invest in our relationship with our stockholder community following the 2023 Annual Meeting, including engagement to consider enhancements to our compensation program in fiscal 2023. As a result of our say-on-pay vote, the Compensation Committee retained its general approach to executive compensation and continued to apply the same general pay-for-performance principles and philosophy as in prior fiscal years.

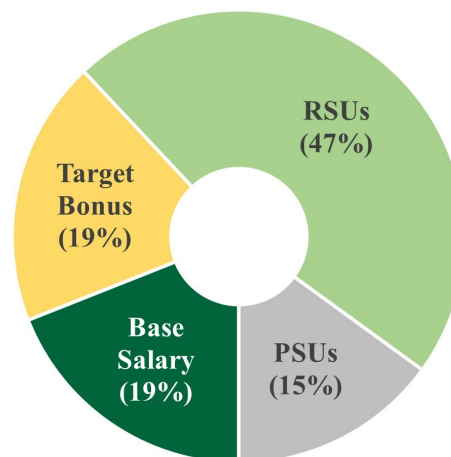
<sup>(1)</sup>A reconciliation of the GAAP to non-GAAP diluted earnings per share and non-GAAP gross margin may be found on pages 10 to 11 in [Exhibit 99.1](#) to our Form 8-K filed with the Securities and Exchange Commission on March 13, 2024.

**The Board Recommends a Vote  
FOR the approval of the compensation of our named  
executive officers, as described in this proxy statement**

**CEO Target Pay Mix**



**Other NEO Average Target Pay Mix**



***Proposal 3: Amendment to the Amended and Restated Certificate of Incorporation to Include an Officer Exculpation Provision***

Our Board has unanimously adopted a resolution to amend our amended and restated certificate of incorporation, subject to stockholder approval, to provide for the elimination or limitation of monetary liability of certain officers of the Company for breaches of the fiduciary duty of care.

This provision would not exculpate any officers from liability for breaches of the duty of loyalty, acts or omissions not in good faith or that involve intentional misconduct or a knowing violation of law, or any transaction in which the officer derived an improper personal benefit. Nor would this provision exculpate such officers from liability for claims brought by or in the right of the corporation, such as derivative claims.

Our Board believes it is necessary to provide protection to officers to the fullest extent permitted by law in order to attract and retain top talent. This protection has long been afforded to directors, and accordingly, our Board believes that this proposal is fair and in the best interests of the Company and its stockholders.

**The Board Recommends a Vote  
FOR the approval of the amendment to certificate  
of incorporation to include an officer exculpation  
provision**

***Proposal 4: Ratification of the Selection of Independent Register Public Accounting Firm***

Based on the Audit and Finance Committee's assessment of the qualifications and performance of Deloitte & Touche LLP, the Board believes that the retention of Deloitte & Touche LLP for fiscal 2024 is in our best interests of our stockholders.

**The Board Recommends a Vote  
FOR the ratification of the selection of Deloitte &  
Touche LLP as our independent registered public  
accounting firm for the fiscal year ending  
February 2, 2025.**

# WILLIAMS-SONOMA, INC.

## 2024 Proxy Statement

### Table of Contents

---

#### PROPOSAL 1

##### Election of Directors

Director Nominees	1
Nominee Selection Process	2
Stockholder Recommendations	2
Board Diversity and Experience	3
Board Skills Matrix	4
Director Independence and Renomination Considerations	5
Director Nominee Biographies	6

---

##### Corporate Governance

Corporate Governance Highlights	13
Board Leadership Structure	13
Board Responsibilities	13
Responsibilities of the CEO	13
The Board and Its Committees	14
Director Onboarding and Continuing Education	17
CEO and Executive Succession Planning	17
Service on Other Boards of Directors	18
Corporate Governance Guidelines and Code of Business Conduct and Ethics	18
Communicating with Members of the Board	18
Risk Oversight	19

The Role of Management in Risk Oversight	19
Compensation Risk Oversight	20
Cybersecurity Risk Oversight	21
ESG Oversight	22
Director Compensation	22

---

#### PROPOSAL 2

##### Advisory Vote to Approve Executive Compensation

Compensation Discussion and Analysis	29
Executive Compensation Tables	56
Information Concerning Executive Officers	73

---

#### PROPOSAL 3

##### Amendment to the Amended and Restated Certificate of Incorporation to Include an Officer Exculpation Provision

74

---

#### PROPOSAL 4

##### Ratification of the Selection of Independent Register Public Accounting Firm

75

---

##### Certain Relationships and Related Transactions

79

---

##### Security Ownership of Principal Stockholders and Management

80

---

##### Stockholder Proposals

82

---

##### General Information

83

---

##### Appendix A

88

---

## PROPOSAL 1: Election of Directors

Upon the recommendation of our Nominations, Corporate Governance and Social Responsibility Committee, our Board of Directors (the “Board,” and each member a “Director”) has nominated the persons set forth in the tables below, each to serve on our Board for a one-year term until the 2025 Annual Meeting of Stockholders and until his or her successor is elected and qualified. Our Board has no reason to believe that any of the nominees will be unwilling or unable to serve as a director. However, if any nominee will not serve or for good cause is unable to serve as a director, the discretionary authority provided in the enclosed proxy will be exercised to vote for a substitute candidate designated by the Board, unless the Board chooses to reduce its own size.

There are no family or special relationships between any director nominee or executive officer and any other director nominee or executive officer. There are no arrangements or understandings between any director nominee or executive officer and any other person pursuant to which he or she has been or will be selected as our director and/or executive officer.

Director Nominees	Position	Independence	Age	Director Since
Laura Alber	Chief Executive Officer, President, and Director	Not Independent	55	2010
Esi Eggleston Bracey	Director	Independent	53	2021
Andrew Champion	Director Nominee	Independent	52	—
Scott Dahnke	Board Chair	Independent	58	2019
Anne Finucane	Director	Independent	71	2021
William Ready	Director	Independent	44	2020
Frits van Paasschen	Director	Independent	63	2017

### Required Vote for This Proposal

The election of each director nominee requires the affirmative vote of a majority of the votes cast at the Annual Meeting with respect to each nominee. The number of shares voted “for” a director nominee must exceed the number of votes cast “against” that nominee for the nominee to be elected as a director to serve until the next annual meeting and until his or her successor has been elected and qualified.

### Recommendation of the Board

**THE BOARD UNANIMOUSLY RECOMMENDS THAT YOU VOTE “FOR”  
THE ELECTION OF EACH OF THE DIRECTOR NOMINEES LISTED  
ABOVE.**

## Nominee Selection Process

The Board is responsible for selecting its nominees for election to the Board. Our Board has delegated the screening process involved to the Nominations, Corporate Governance and Social Responsibility Committee, which is responsible for identifying individuals qualified to become Board members, consistent with criteria approved by the Board.

The Nominations, Corporate Governance and Social Responsibility Committee's criteria and process for evaluating and identifying the candidates that it selects, or recommends to the Board for selection, as director nominees are as follows:

- The Nominations, Corporate Governance and Social Responsibility Committee periodically reviews the current composition and size of the Board;
- The Nominations, Corporate Governance and Social Responsibility Committee manages the annual self-assessment of the Board as a whole and considers the performance and qualifications of individual members of the Board when recommending individuals for election or re-election to the Board;
- The Nominations, Corporate Governance and Social Responsibility Committee reviews the qualifications of any candidates who have been properly recommended by stockholders, as well as those candidates who have been identified by management, individual members of the Board or, if it deems appropriate, a search firm, which review may include a review solely of information provided to it or discussions with persons familiar with the candidate, an interview with the candidate or other actions that the Committee deems appropriate;
- In evaluating the qualifications of candidates for the Board, the Nominations, Corporate Governance and Social Responsibility Committee considers many factors, including issues of character, judgment, independence, financial expertise, industry experience, range of experience, and other commitments. The Committee values diversity but does not assign any particular weight or priority to diversity and does not maintain any diversity policy. The Committee considers each individual candidate in the context of the current perceived needs of the Board as a whole. Further, while the Committee has not established specific minimum qualifications for director candidates, it believes that candidates and nominees must be suitable for a Board that is composed of directors (i) a majority of whom are independent; (ii) who are of high integrity; (iii) who have qualifications that will increase the overall effectiveness of the Board; and (iv) who meet the requirements of all applicable rules;
- In evaluating and identifying candidates, the Nominations, Corporate Governance and Social Responsibility Committee has the sole authority to retain and terminate any third-party search firm that is used to identify director candidates and the sole authority to approve the fees and retention terms of any search firm;
- After such review and consideration, the Nominations, Corporate Governance and Social Responsibility Committee recommends to the Board the slate of director nominees; and
- The Nominations, Corporate Governance and Social Responsibility Committee endeavors to notify, or cause to be notified, all director candidates of the decision as to whether to nominate individuals for election to the Board.

Regardless of whether the nominee is recommended by a stockholder, management or a search firm, the Nominations, Corporate Governance and Social Responsibility Committee will evaluate nominees for director in the same manner.

## Stockholder Recommendations

The Nominations, Corporate Governance and Social Responsibility Committee will consider recommendations from stockholders regarding possible director candidates for election at next year's Annual Meeting. Pursuant to our Stockholder Recommendations Policy, the Nominations, Corporate Governance and Social Responsibility Committee considers recommendations for candidates to the Board from stockholders holding no fewer than 500 shares of the Company's common stock continuously for at least six months prior to the date of the submission of the recommendation.

A stockholder that desires to recommend a candidate for election to the Board shall direct the recommendation in writing to Williams-Sonoma, Inc., Attention: Corporate Secretary, 3250 Van Ness Avenue, San Francisco, California 94109. The recommendation must include: (i) the candidate's name, home and business contact information; (ii) detailed biographical data and qualifications of the candidate; (iii) information regarding any relationships between the candidate and the Company within the last three years; (iv) evidence of the recommending person's ownership of Company common stock; (v) a statement from the recommending stockholder in support of the candidate; and (vi) a written indication by the candidate of his or her willingness to serve if elected.

A stockholder that desires to recommend a person directly for election to the Board at the Company's Annual Meeting must also meet the deadlines and other requirements set forth in the Company's Restated Bylaws, each of which are described in the "Stockholder Proposals" section on page 82.

Each director nominated in this Proxy Statement was recommended for election to the Board by the Nominations, Corporate Governance and Social Responsibility Committee. Andrew Campion was initially recommended for appointment to the Board in March 2024 by the Company's Chief Talent Officer, which led the search for qualified director candidates. The Board did not receive any director nominee recommendation from any stockholder in connection with this Proxy Statement.

## Board Diversity and Experience

The Nominations, Corporate Governance and Social Responsibility Committee is responsible for periodically considering and reviewing with the Board the appropriate skills and characteristics required of prospective Board members in light of the then-current composition of the Board. The information below relates to our director nominees.

### DIVERSITY



43% of Director Nominees are gender and/or racially diverse

3 Directors are Female

1 Director is African American

### TENURE\*

Less Than 1 Year



1 to 3 Years



4 to 6 Years



7 or More Years



### AGE\*

60 or less



Between 60 and 70










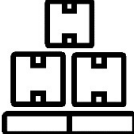



Greater than 70



\*Demographic statistics assume the election of all director nominees at the Annual Meeting.

## Board Skills Matrix

					
Public Company Executive	Consumer Goods / Merchandising	ESG	Financial	Government Relations / Public Policy	Growth & Corporate Strategy
					
International	Marketing & Brand Building	Retail	Supply Chain	Technology	

The matrix below summarizes what our Board believes are desirable types of experience, qualifications, attributes and skills possessed by one or more of our directors because of their particular relevance to the Company’s business and strategy. While all of these skills were considered by the Board in connection with this year’s director nomination process, the following matrix does not encompass all experience, qualifications, attributes or skills of our directors.

Name	Experience/Skills										
	Public Company Executive	Consumer Goods/ Merchandising	ESG	Financial	Government Relations/ Public Policy	Growth & Corporate Strategy	International	Marketing & Brand Building	Retail	Supply Chain	Technology
Laura Alber (CEO)	✓	✓	✓	✓		✓	✓	✓	✓	✓	✓
Esi Eggleston Bracey	✓	✓	✓	✓		✓	✓	✓			
Andrew Champion	✓	✓	✓	✓		✓	✓	✓	✓	✓	✓
Scott Dahnke	✓	✓		✓		✓	✓	✓	✓	✓	
Anne Finucane	✓		✓	✓	✓	✓	✓	✓			
Bill Ready	✓		✓	✓	✓	✓	✓	✓	✓		✓
Frits van Paasschen	✓	✓		✓		✓	✓	✓	✓	✓	

## Director Independence and Renomination Considerations

Our Board has determined that the following former, current, or prospective members of the Board satisfied the independence requirements of our “Policy Regarding Director Independence Determinations,” which is part of our Corporate Governance Guidelines: Esi Eggleston Bracey, Scott Dahnke, Andrew Campion, Anne Finucane, William Ready, Paula Pretlow, and Frits van Paasschen.

Accordingly, the Board concluded that none of these individuals has a material relationship with us and that each of these individuals is independent within the meaning of the NYSE and SEC director independence standards, as currently in effect. Further, the Board has determined that each member of our Board committees satisfied the independence requirements of the NYSE, and any heightened independence standards applicable to each committee on which they serve. The Board’s independence determination was based on information provided by our directors and discussions among our officers and directors. In making its subjective determination that each of our non-employee directors is independent, the Board considered the transactions discussed below in the context of the NYSE objective standards, the special standards established by the SEC for members of audit committees, and the SEC and NYSE standards for compensation committee members. Based on the foregoing, as required by the NYSE rules, the Board made a subjective determination that no relationships exist that, in the opinion of the Board, would impair these directors’ independence.

In making this determination to renominate Mr. Ready to the Board this year, the Board considered Mr. Ready’s current responsibilities as chief executive officer and as a director of Pinterest, Inc., and his role as a member of the board of directors of Automatic Data Processing, Inc. Our Board also considered Mr. Ready’s strong attendance and valuable contributions at Board and committee meetings. Mr. Ready’s deep understanding of technology, social media, and consumer and payments spaces, along with his operational leadership background, experience in founding and growing successful companies, and cybersecurity expertise also factored into the Board’s decision to renominate Mr. Ready. Mr. Ready consistently provides valuable input to both the Board and management on topics within his expertise. Mr. Ready also demonstrates that he is able to effectively balance his time commitments and devote sufficient time to our Board and management. Therefore, the Board concluded that Mr. Ready is an invaluable member of our Board and has recommended that Mr. Ready continue to serve on our Board.

### Independent Director Nominees



6 of 7 Director Nominees are Independent

### Independent Committee Leadership

<b>Audit and Finance Committee Chair</b>	<b>Independent</b>	
<b>Compensation Committee Chair</b>	<b>Independent</b>	
<b>Nominations, Corporate Governance and Social Responsibility Committee Chair</b>	<b>Independent</b>	

## Director Nominee Biographies

The following table sets forth information, as of April 2, 2024, with respect to each director nominee. We have also included information about each nominee's specific experience, qualifications, attributes and skills that led the Board to conclude that they should serve as a director of the Company, in light of our business and structure, at the time we file this Proxy Statement. Each director nominee furnished the biographical information set forth in the table.

### Nominee

---



#### Laura Alber

Chief Executive Officer, President,  
and Director, Williams-Sonoma, Inc.

Age 55

Director since 2010

---

#### *Qualifications, Experience, and Expertise Contributed to the Board*

- Extensive retail industry, merchandising, operational, ecommerce, and supply chain experience, including 28 years of experience with the Company
- Implemented successful growth strategies, including Pottery Barn Kids, Pottery Barn Bed + Bath, PBteen, Business-to-Business, and Marketplace as well as the Company's global expansion
- Leads the Company's environmental, social and governance ("ESG") initiatives, including the Company's equity action plan

---

#### *Experience*

- Chief Executive Officer since 2010
- President since 2006
- President, Pottery Barn Brands, 2002 – 2006
- Executive Vice President, Pottery Barn, 2000 – 2002
- Senior Vice President, Pottery Barn Catalog and Pottery Barn Kids Retail, 1999 – 2000

---

#### *Other Boards*

##### *U.S. Listed Companies*

- Director, salesforce.com, inc. (customer relationship management software) since 2021
- Director, Fitbit, Inc. (fitness trackers), 2016 – 2021

##### *Other*

- Trustee, University of Pennsylvania Board of Trustees since 2018

---

#### *Education*

- B.A., University of Pennsylvania

**Nominee**

---



**Esi Eggleston Bracey**

Chief Growth and Marketing Officer,  
Unilever (consumer goods)

Age 53

Independent Director since 2021

Committee:

- Member of the Audit and Finance Committee

*Qualifications, Experience, and Expertise Contributed to the Board*

- Seasoned consumer products and beauty executive with extensive experience in general management, marketing, brand-building, innovation, and leading consumer brands
  - Strong understanding of global retail operations and organizational development
  - Strong experience in ESG and building diverse, high performing teams
- 

*Experience*

- Chief Growth and Marketing Officer, Unilever (consumer goods) since 2024
  - President, Unilever USA (consumer goods), CEO, Personal Care North America, 2022 to 2023
  - Chief Operating Officer, EVP Beauty & Personal Care, Unilever North America, 2018 – 2022
  - President, Consumer Beauty, Coty Inc. (cosmetics) (acquired by Procter & Gamble), 2015 – 2017
  - Senior Vice President & General Manager, Global Cosmetics, Procter & Gamble (consumer goods), 2009 – 2016; other roles of increasing responsibility, 1991 – 2008
- 

*Other Boards*

- Director, Six Flags Entertainment Corporation (amusement park operator) since 2020
- 

*Education*

- B.A., Dartmouth College

**Nominee**

---



**Andrew Campion**

Former Chief Operating Officer\*,  
Nike (footwear and apparel)

Age 52

Independent Director Nominee

\*Mr. Campion will retire from Nike effective  
April 5, 2024

---

*Qualifications, Experience, and Expertise to Be Contributed to the Board*

- Broad leadership experience as a multinational consumer-facing company executive, with extensive expertise in brand and business growth strategy development and execution, enterprise financial management, operational excellence, technology, and supply chain management
  - Deep understanding of global retail operations and strategic growth initiatives
  - Strong experience in environmental sustainability efforts and investor relations
- 

*Experience*

- Chairman, Unrivaled Sports (youth sports) since 2024
  - Chief Operating Officer\*, Nike (footwear and apparel), 2020 – 2024
  - Chief Financial Officer, Nike (footwear and apparel), 2015 – 2020
  - Chief Financial Officer, The Nike Brand (footwear and apparel) & Senior Vice President, Global Strategy, Finance, and Investor Relations, Nike, 2014 – 2015; other roles of increasing responsibility, 2007 – 2015
  - Senior Vice President, Corporate Development, The Walt Disney Company (media and entertainment), 2006-2007; other roles of increasing responsibility, 1996 – 2006
- 

*Other Boards*

*U.S. Listed Companies*

- Director, Starbucks Corporation (multinational coffeehouse chain) since 2019

*Other*

- Board of Advisors Member, University of California, Los Angeles - Anderson School of Management and Director of the Sports Leadership and Management Program
- 

*Education*

- B.A., University of California, Los Angeles
- M.B.A., University of California, Los Angeles - Anderson School of Management
- J.D., University of San Diego School of Law
- L.L.M., Taxation, University of San Diego School of Law

**Nominee**

---



**Scott Dahnke**

Global co-CEO, *L Catterton*

Age 58

Independent Director since 2019

Committees:

- Chair of the Compensation Committee
- Member of the Nominations, Corporate Governance and Social Responsibility Committee

*Qualifications, Experience, and Expertise Contributed to the Board*

- Extensive experience building brand equity in leading consumer brands
  - Substantial expertise in the global retail and consumer industry
- 

*Experience*

- Board Chair
  - Global co-CEO/ Managing Partner, *L Catterton* (consumer-focused private equity) since 2003
  - Managing Director, Deutsche Bank Capital Partners (private equity), 2002 – 2003
  - Managing Director, AEA Investors (private equity), 1998 – 2002
  - Chief Executive Officer, infoGROUP Inc. (formerly known as InfoUSA; Nasdaq-listed) (marketing), 1997 – 1998
  - Principal (Partner), McKinsey & Company (management consulting), 1991 – 1997
- 

*Other Boards*

- Director, The Honest Company, Inc. (consumer products), 2018 – 2021
  - Director, Vroom, Inc. (online car sales platform), 2015 – 2021
  - Director, Norwegian Cruise Line Holdings Ltd. (cruise line), 2020 – 2021
  - Director, Noodles & Company (restaurant), 2011 – 2019
- 

*Education*

- B.S., University of Notre Dame
- M.B.A., Harvard University

**Nominee**

---



**Anne Finucane**

Former Chair of the Board, Bank of America Europe

Age 71

Independent Director since 2021

Committee:

- Chair of the Nominations, Corporate Governance and Social Responsibility Committee

*Qualifications, Experience, and Expertise Contributed to the Board*

- Deep expertise in financial services, strategy, and marketing
  - Extensive leadership experience in ESG and corporate social responsibility
- 

*Experience*

- Senior Advisor, TPG Climate Rise Fund (climate-focused investments) since 2022
  - Chairman of the Board, Bank of America Europe (financial services), 2018 – 2022
  - Vice Chairman, Bank of America Corporation (financial services), 2015 – 2021
  - Global Chief Strategy and Marketing Officer, Bank of America, 2005 – 2015
  - Chief Marketing Officer, Fleet Bank (financial services, merged with Bank of America in 2004), 1995 – 2004
- 

*Other Boards*

*U.S. Listed Companies*

- Director, CVS Health Corporation (healthcare and pharmacy) since 2011

*Other*

- Board Chair, Rubicon Carbon Services, LLC (carbon credits) since 2022
- 

*Education*

- B.A., University of New Hampshire

**Nominee**

---



**William Ready**

Chief Executive Officer and Director,  
Pinterest, Inc.

Age 44

Independent Director since 2020

Committees:

- Member of the Audit and Finance Committee
- Member of the Compensation Committee

---

*Qualifications, Experience, and Expertise Contributed to the Board*

- Extensive expertise in the digital commerce field, cybersecurity, technology industry and leading and scaling high growth companies
- Experience as CEO and board member of a public companies
- Experience in regulated industries with meaningful government relations and public policy interaction

---

*Experience*

- Chief Executive Officer and Director, Pinterest, Inc. (social media company) since 2022
- President of Commerce, Google LLC (internet search company), 2020 – 2022
- Chief Operating Officer, PayPal Holdings, Inc. (digital commerce company), 2016 – 2019
- Senior Vice President, Global Head of Product and Engineering, PayPal Holdings, Inc., 2015 – 2016
- Senior Vice President, Global Head of Merchant and NextGen Commerce, PayPal Holdings, Inc., 2015
- Chief Executive Officer, BrainTree (a mobile and web payment systems company, acquired by PayPal Holdings, Inc. in 2013), 2011 – 2015

---

*Other Boards*

- Director, Pinterest, Inc. (social media company) since 2022
- Director, Automatic Data Processing, Inc. (human resources software company) since 2016

---

*Education*

- B.S., University of Louisville
- M.B.A., Harvard University

## Nominee

---



### Frits van Paasschen

Former President, Chief Executive Officer, Starwood Hotels and Resorts

Age 63

Independent Director since 2017

Committees:

- Chair of the Audit and Finance Committee
- Member of the Compensation Committee

---

#### *Qualifications, Experience, and Expertise Contributed to the Board*

- Extensive expertise in retail and hospitality, with over 10 years of experience as a CEO
- Strong understanding of global consumer and retail operations and strategy

---

#### *Experience*

- Author, *The Disruptors' Feast*, published 2017
- President, Chief Executive Officer, Starwood Hotels and Resorts (hotels), 2007 – 2015
- President, Chief Executive Officer, Coors Brewing Company (beer), 2005 – 2007
- GM (President) Europe, Middle East & Africa, 2000 – 2004, GM (President) Americas and Africa, 1998 – 2000, Vice President Strategic Planning, 1997 – 1998, Nike Inc. (athletic footwear and apparel)

---

#### *Other Boards*

##### *U.S. Listed Companies*

- Director, Amadeus IT Group SA (travel technology) since 2023
- Director, DSM / DSM-Firmenich (life sciences, ingredients) since 2017
- Lead Independent Director, Sonder Holdings Inc. (short-term rental management company) since 2019
- Director, Crown PropTech Acquisitions (special purpose acquisition company), 2021 - 2023
- Director, Barclays PLC (banking), 2013 – 2016
- Director, Starwood Hotels and Resorts (hotels), 2007 – 2015
- Director, Jones Apparel Group, 2005-2008
- Director, Oakley Inc, 2005-2007

##### *Other*

- Director, JCrew Group, Inc. (retailer) since 2020
- Director, CitizenM Hotels (hotels) since 2017
- Chair, Convengo (real estate services) 2018-2022
- Chair, Supervisory Board, Apollo Hotels (hotels), 2016 – 2018

---

#### *Education*

- B.A., Amherst College
- M.B.A., Harvard University

# CORPORATE GOVERNANCE

## Corporate Governance Highlights

The Board is committed to governance practices that promote long-term stockholder value and strengthen Board and management accountability to our stockholders, customers and other stakeholders. The following table highlights many of our key governance practices.

- ✓ Active and ongoing stockholder engagement
- ✓ Independent Board Chair
- ✓ Regular Board and committee refreshments with a range of tenures
- ✓ Diverse Board that provides a range of viewpoints
- ✓ Annual election of all directors
- ✓ All directors are independent except the CEO
- ✓ Majority voting for directors (in uncontested elections)
- ✓ Fully Independent Board Committees
- ✓ 10-year director term limit for non-employee directors
- ✓ Proxy access rights
- ✓ Significant share ownership requirements for senior executives and directors
- ✓ Robust Business Code of Conduct and Ethics
- ✓ Annual board and committee performance evaluations
- ✓ No multi-class voting stock or non-voting stock
- ✓ Director access to experts and advisors, both internal and external
- ✓ Regular meetings of independent Board members

## Board Leadership Structure

We currently separate the positions of Chief Executive Officer and Board Chair. Mr. Dahnke, an independent director, has served as our Board Chair since June 2020. Our Corporate Governance Guidelines provide that in the event that the Board Chair is not an independent director, the Board shall elect a Lead Independent Director. As Mr. Dahnke is an independent director, we have not appointed a separate Lead Independent Director.

Separating the positions of Chief Executive Officer and Board Chair maximizes the Board's independence and aligns our leadership structure with current trends in corporate governance best practices. Our Chief Executive Officer is responsible for day-to-day leadership and for setting the strategic direction of the Company, while the Board Chair provides independent oversight and advice to our management team, and presides over Board meetings.

## Board Responsibilities

The primary responsibilities of the Board are oversight, counseling, and direction to the management of the Company in the interest and for the benefit of the Company's stockholders. The Board's detailed responsibilities include:

<b>Oversight of Executive Compensation</b> The Board is responsible for selecting, regularly evaluating the performance of, and approving the compensation of the Chief Executive Officer and other senior executives.	<b>Leadership Succession Planning</b> The Board is responsible for planning for succession with respect to the position of Chief Executive Officer and monitoring management's succession planning for other senior executives.	<b>Oversight of Strategy</b> The Board is responsible for reviewing and, where appropriate, approving the Company's major strategic initiatives, plans and actions.
<b>Financial Oversight</b> The Board is responsible for reviewing and, where appropriate, approving the Company's major financial objectives, operating plans and actions.	<b>Oversight of Management</b> The Board is responsible for overseeing the conduct of the Company's business to evaluate whether the business is being properly managed.	<b>Financial Controls and Reporting</b> The Board is responsible for overseeing the processes for maintaining the integrity of the Company with respect to its financial statements and other public disclosures, and compliance with law and ethics.

## Responsibilities of the CEO

The Board has delegated to the Chief Executive Officer, working with the other executive officers of the Company, the authority and responsibility for managing the business of the Company in a manner consistent with the standards and practices of the Company, and in accordance with any specific plans, instructions, or directions of the Board. The Chief Executive Officer and management are responsible for seeking the advice and, in appropriate situations, the approval of the Board with respect to extraordinary actions to be undertaken by the Company.

## The Board and its Committees

Our Board has three standing committees: the Audit and Finance Committee, the Compensation Committee and the Nominations, Corporate Governance and Social Responsibility Committee. Each committee operates under a written charter adopted by the Board. The committee charters are each available on the Company's website at [ir.williams-sonomainc.com/governance](http://ir.williams-sonomainc.com/governance) and are also available in print to any stockholder upon request.

The following table sets forth the members of each committee as of April 2, 2024 and the number of meetings held during fiscal 2023.

▲ Chair ● Member

Board Members	Independent	Audit and Finance	Compensation	Nominations, Corporate Governance and Social Responsibility
Laura Alber (CEO)	No			
Esi Eggleston Bracey	Yes	●		
Scott Dahnke	Yes		▲	●
Anne Finucane	Yes			▲
Paula Pretlow	Yes	●		
Bill Ready	Yes	●	●	
Frits van Paasschen	Yes	▲	●	
<b>Number of Committee Meetings Held in 2023</b>		10	3	4

## Board Meetings and Executive Sessions

During fiscal 2023, our Board held a total of 4 meetings. Each incumbent director attended at least 75% of the aggregate of (i) the total number of meetings of the Board held during the period of fiscal 2023 for which such director served as a director and (ii) the total number of meetings held by all committees of the Board on which such director served during the period of fiscal 2023 that such director served, and average Board and Committee meeting attendance for all directors was 95%.

It is the Board's policy to have separate meetings for independent directors, typically during the regularly scheduled Board meetings. During fiscal 2023, executive sessions were led by our Board Chair, Mr. Dahnke. Each Board member is expected to (i) prepare for, attend, and participate in all Board and applicable committee meetings and (ii) ensure that other existing and planned future commitments do not materially interfere with the member's service as a director.

<b>2023 Average Board and Committee Meeting Attendance</b>  <b>95%</b>
--

### *Attendance of Directors at Annual Meeting of Stockholders*

It is our policy that directors who are nominated for election at our Annual Meeting should attend the Annual Meeting. All directors attended the 2023 Annual Meeting.

## Audit and Finance Committee

Current Members	Responsibilities
-----------------	------------------

Frits van Paasschen, Chair

Esi Eggleston Bracey

Paula Pretlow

William Ready

- Assists our Board in its oversight of the integrity of our financial statements; the qualifications, independence, retention and compensation of our independent registered public accounting firm; the performance of our internal audit function; and our compliance with legal and regulatory requirements;
- Prepares the report that the SEC rules require to be included in our annual proxy statement;
- Reviews and recommends policies related to dividend, stock repurchase and foreign currency programs;
- Assists the Board with its oversight of our major financial risk exposures, and reviews with management such exposures and the steps management has taken to monitor and control such exposures; and
- Reviews with management the Company's cybersecurity and data privacy risk exposures and the steps management has taken to monitor, control or mitigate such exposures.

### Independence

The Board has determined that each member of the Audit and Finance Committee is independent under the NYSE rules, as currently in effect, and Rule 10A-3 of the Securities Exchange Act of 1934, as amended.

The Board has determined that Mr. van Paasschen and Ms. Pretlow are "audit committee financial experts" under the SEC rules. The Board has also determined that each Audit and Finance Committee member is "financially literate," as described in the NYSE rules.

### *Audit Committee Member Time Commitments*

No member of the Audit and Finance Committee may serve on the audit committees of more than three public companies, including the Company, unless the Board determines that such simultaneous service would not impair the ability of such member to effectively serve on our Audit and Finance Committee and discloses such determination in accordance with NYSE requirements. Currently, all members of the Audit and Finance Committee are in compliance with this requirement.

## Compensation Committee

Current Members	Responsibilities
Scott Dahnke, Chair William Ready Frits van Paasschen	<ul style="list-style-type: none"><li>• Reviews and determines our executive officers' compensation;</li><li>• Reviews and determines our general compensation goals and guidelines for our employees;</li><li>• Administers certain of our compensation plans and provides assistance and recommendations with respect to other compensation plans;</li><li>• Reviews the compensation discussion and analysis report that the SEC rules require to be included in our annual proxy statement;</li><li>• Assists the Board with its oversight of risk arising from our compensation policies and programs, and assesses on an annual basis potential material risk from our compensation policies and programs; and</li><li>• Appoints, sets the compensation of, and determines independence of any compensation consultant or other advisor retained.</li></ul>
<b>Independence</b> <p>The Board has determined that each member of the Compensation Committee is independent under the NYSE rules, as currently in effect and is a "non-employee director" under Section 16(b) of the Securities Exchange Act of 1934, as amended.</p>	<b>Compensation Committee Interlocks and Insider Participation</b> <p>Mr. Dahnke, Mr. Ready, and Mr. van Paasschen served as members of the Compensation Committee during fiscal 2023. No member of this committee was at any time during fiscal 2023 or at any other time an officer or employee of the company, or had any relationship with the Company requiring disclosure under Item 404 of Regulation S-K. In addition, none of our executive officers served as a member of the board of directors or compensation committee of any entity that has or had one or more executive officers serving as a member of our Board or Compensation Committee.</p>

## Nominations, Corporate Governance and Social Responsibility Committee

Current Members	Responsibilities
Anne Finucane, Chair Scott Dahnke	<ul style="list-style-type: none"><li>• Reviews and recommends corporate governance policies;</li><li>• Identifies and makes recommendations for nominees for director and considers criteria for selecting director candidates;</li><li>• Considers stockholders' director nominations and proposals;</li><li>• Reviews and determines our compensation policy for our non-employee directors;</li><li>• Considers resignation offers of director nominees and recommends to the Board the action to be taken with respect to each such offered resignation;</li><li>• Oversees the evaluation of our Board and our senior management team; and</li><li>• Oversees ESG matters, corporate social responsibility, stockholder engagement and disclosure regarding such matters, including oversight of environmental and social risks.</li></ul>
<b>Independence</b> The Board has determined that each member of the Nominations, Corporate Governance and Social Responsibility Committee is independent under the NYSE rules currently in effect. Each member of the Nominations, Corporate Governance and Social Responsibility Committee is a non-employee director.	<p>During fiscal 2023, in furtherance of the Nominations, Corporate Governance and Social Responsibility Committee's functions, the Committee took the following actions, among other things:</p> <ul style="list-style-type: none"><li>• Evaluated the composition of the Board, and considered desired skill sets, qualities and experience for potential future Board members, as well as potential candidates;</li><li>• Evaluated the composition of the committees of the Board;</li><li>• Oversaw key initiatives related to ESG, corporate social responsibility, and stockholder engagement;</li><li>• Considered and recommended to the Board the submission to stockholders of the director nominees described in the Company's 2024 Proxy Statement; and</li><li>• Managed the annual Board self-assessment process.</li></ul>

### Director Onboarding and Continuing Education

The Board or a committee of the Board, with the assistance of management, may set up and monitor new-director orientation programs and director continuing education programs designed to familiarize new directors with the Company's businesses, strategies and challenges.

### CEO and Executive Succession Planning

The Board Chair leads the Board's succession planning process for the position of Chief Executive Officer. The Board Chair also leads the Board's oversight of succession planning by management for other senior executives. The Chief Executive Officer reviews succession planning and management-development with the Board on an annual basis.

### **Service on Other Boards of Directors**

Other than for the Audit and Finance Committee, the Company does not have a specific limit on outside directorships. However, when a director has been invited to join another board, whether public or private, the director should inform the Chair of the Nominations, Corporate Governance and Social Responsibility Committee prior to accepting the position in adherence to our Corporate Governance Guidelines. When a director leaves another board, the director should also inform the Chair of the Nominations, Corporate Governance and Social Responsibility Committee. In each case, the Chair of the Nominations, Corporate Governance and Social Responsibility Committee may then inform other members of the Board as the Chair deems necessary.

### **Corporate Governance Guidelines and Code of Business Conduct and Ethics**

Our Corporate Governance Guidelines and our Code of Business Conduct and Ethics, both of which apply to all of our employees, including our Chief Executive Officer, Chief Financial Officer, and Chief Accounting Officer, are available on our website at [ir.williams-sonomainc.com/governance](http://ir.williams-sonomainc.com/governance).

Copies of our Corporate Governance Guidelines and our Code of Business Conduct and Ethics are also available upon written request and without charge to any stockholder by writing to: Williams-Sonoma, Inc., Attention: Corporate Secretary, 3250 Van Ness Avenue, San Francisco, California 94109.

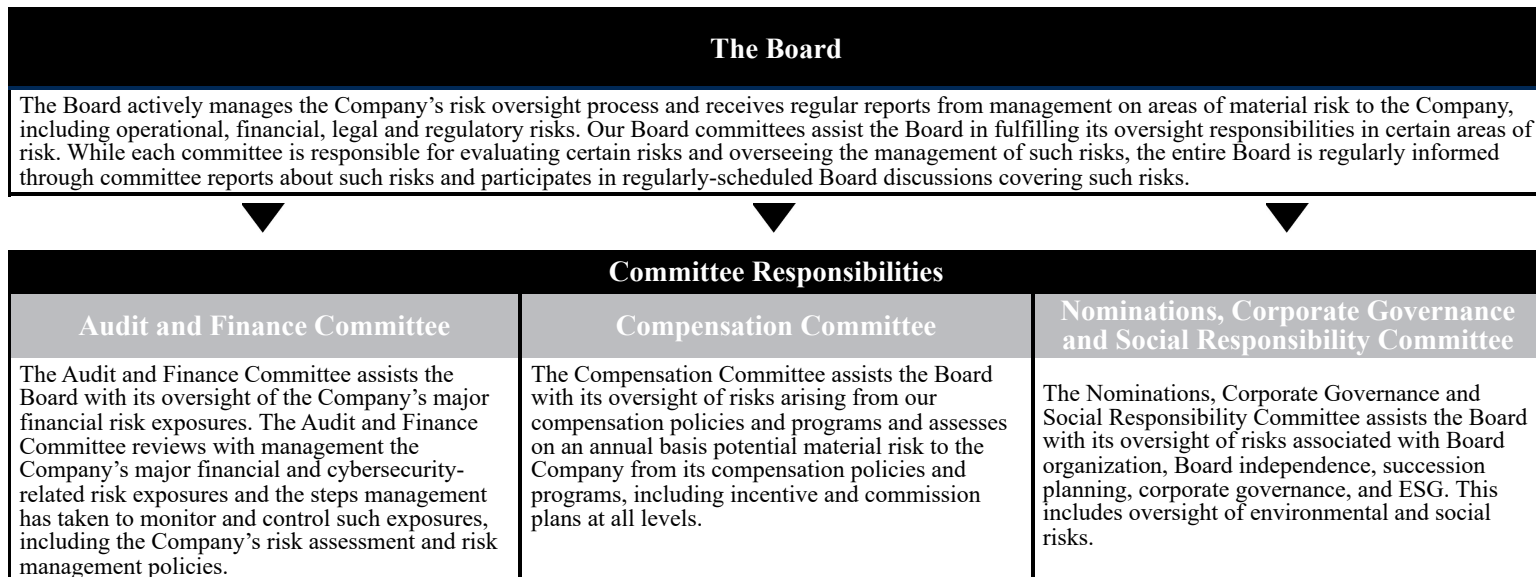
To date, there have been no waivers that apply to our Chief Executive Officer, Chief Financial Officer, Chief Accounting Officer, or persons performing similar functions under our Code of Business Conduct and Ethics. We intend to disclose any amendment to, or waivers of, the provisions of our Code of Business Conduct and Ethics that affect our Chief Executive Officer, Chief Financial Officer, Chief Accounting Officer, or persons performing similar functions by posting such information on our website at [ir.williams-sonomainc.com/governance](http://ir.williams-sonomainc.com/governance).

### **Communicating with Members of the Board**

Stockholders and all other interested parties may send written communications to the Board or to any of our directors individually, including non-management directors and the of the Board, at the following address: Williams-Sonoma, Inc., Attention: Corporate Secretary, 3250 Van Ness Avenue, San Francisco, California 94109. All communications will be compiled by our Corporate Secretary and submitted to the Board or an individual director, as appropriate, on a periodic basis.

## Risk Oversight

### Board Oversight of Risk



## The Role of Management in Risk Oversight

The Company's risk management process is intended to identify, assess, and prioritize the Company’s critical risk exposures to its business operations across various time frames, from the short-term to the long-term, throughout the world. Risks are evaluated based on their potential magnitude, likelihood, and immediacy and are monitored over time to ensure risk profile changes are evaluated in a timely manner for existing and emergent risks.

We leverage executive leadership team members’ various expertise to identify and assess the effectiveness of risk management and mitigation methods and periodically provide updates on critical risks to the Board. Annually, management also discusses the key risks identified in our enterprise risk management process with the full Board, soliciting input from directors on the steps taken to mitigate risks and plans for additional mitigation in the year ahead.

### Senior Management

Our senior management regularly attends meetings of the Board and its committees and provides the Board and its committees with reports regarding our operations, strategies, and objectives, and the risks inherent within them, as well as management action plans to

monitor and address risk exposures. Board and committee meetings also provide a forum for directors to discuss issues with, request additional information from, and provide guidance to, senior management. In addition, our directors have direct access to senior management to discuss any matters of interest, including those related to risk.

#### ***General Counsel***

Our General Counsel leads a global team of professionals responsible for maintaining ethical and compliance excellence at the Company, and meets with the Audit and Finance Committee quarterly to discuss compliance and ethics-related trends, risks, and action plans. The General Counsel assesses legal and compliance risks, monitors those risks, and works cross-functionally to mitigate those risks across the Company. The General Counsel is also responsible for ensuring adherence to internal compliance requirements, overseeing the team that investigates alleged violations of our Code of Business Conduct and Ethics, and managing our anti-corruption and anti-bribery programs. Our General Counsel further works closely with our executives to ensure appropriate legal and compliance training to support and reinforce the Company's ethical culture throughout the enterprise.

#### ***Disclosure Committee***

The Disclosure Committee, which is comprised of a cross-functional team of management, regularly reviews the Company's financial and business disclosures, including quarterly and annual reports prior to filing with the SEC. The Company's internal legal and financial reporting teams seek input and advice from internal subject matter experts and external advisors in drafting specific disclosures, and such input and advice is communicated to the Disclosure Committee.

### **Compensation Risk Oversight**

Our Compensation Committee is responsible for monitoring our compensation policies and programs relative to all our employees, including non-executive officers, for potential risks that are reasonably likely to have a material adverse effect on the Company. In performing its duties, the Compensation Committee regularly reviews and discusses potential risks that could arise from our employee compensation plans and programs with our management and the Compensation Committee's independent compensation consultant. The Compensation Committee is responsible for reporting to the Board any material risks associated with our compensation plans and programs, including recommended actions to mitigate such risks.

For fiscal 2023, the Compensation Committee retained an independent consultant, Pay Governance LLC, to identify and assess the risks inherent in the Company's compensation programs and policies. Accordingly, Pay Governance LLC evaluated the Company's executive and non-executive compensation programs for such risk and the mechanisms in our programs designed to mitigate these risks. Among other things, Pay Governance LLC reviewed our pay philosophy, forms of incentives, performance metrics, balance of cash and equity compensation, balance of long-term and short-term incentive periods, compensation governance practices, and equity grant administration practices. Based on the assessment, Pay Governance LLC concluded that our compensation programs and policies do not create risks that are reasonably likely to have a material adverse effect the Company.

## Cybersecurity Risk Oversight

The Board, which is comprised entirely of independent directors except for our CEO, takes an active role in oversight of the Company's cybersecurity and data privacy policies.

The Board has delegated responsibility for oversight of the Company's cybersecurity and data privacy risk exposures and the steps management has taken to monitor, control, or mitigate such exposures to the Audit and Finance Committee. At least quarterly, the Audit and Finance Committee receives an overview covering current and emerging cybersecurity threat risks and the Company's ability to mitigate those risks, and discusses these topics with our Chief Information Security Officer and Chief Technology and Digital Officer. Cybersecurity risk management is also considered at least annually during separate Board meeting discussions with management. Members of the Board are also encouraged to regularly engage in ad hoc conversations with management on cybersecurity-related news events and discuss any updates to the Company's cybersecurity programs.

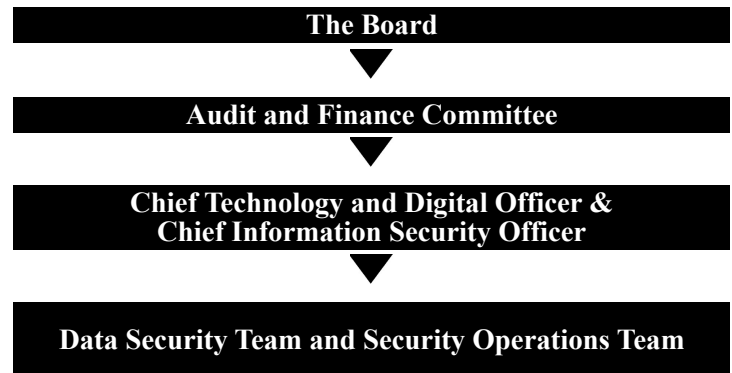
The Company maintains an information security risk insurance policy and also performs periodic penetration testing and vulnerability assessments, and engages third-party penetration testers quarterly. Periodically, an independent Qualified Security Assessor reviews security practices and compliance, and we provide cybersecurity training for employees.

The Company also monitors emerging data privacy laws and implements changes to our processes to comply with these laws. We also review our consumer-facing and employee privacy policies to ensure compliance with applicable regulations. We also proactively inform our customers of substantive changes related to customer data handling.

Finally, the Company maintains cybersecurity disclosure controls and procedures to ensure timely reporting of material cybersecurity incidents.

In the last fiscal three years, we have not experienced any material cybersecurity incidents, and the expenses we have incurred from cybersecurity incidents were immaterial.

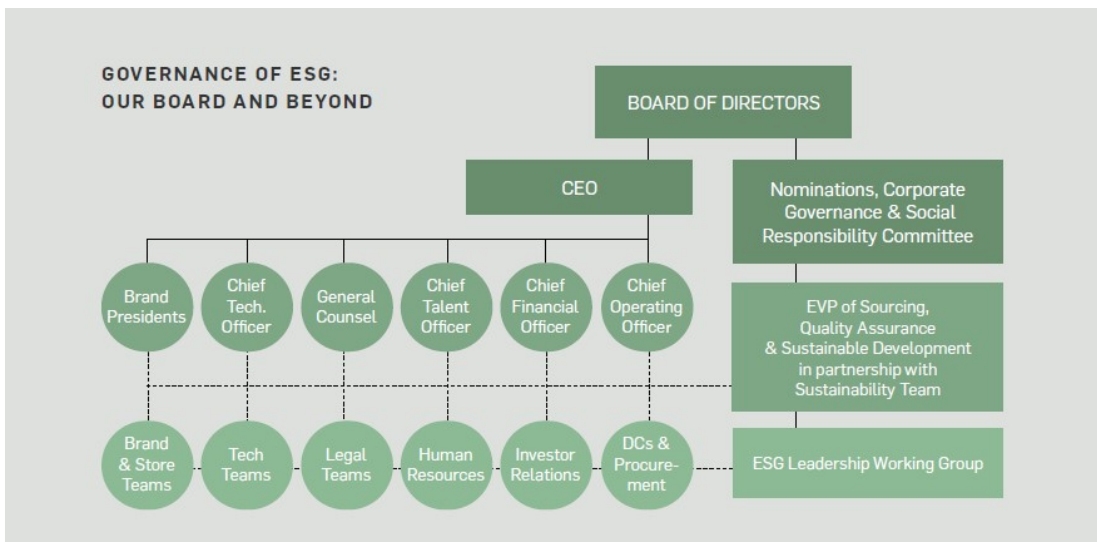
### Our Information Security Oversight Structure



## ESG Oversight

Given the alignment of our ESG work with our strategic direction, our Board is highly engaged on the topic of sustainability. Our Nominations, Corporate Governance and Social Responsibility Committee and our Board oversee ESG matters. The Nominations, Corporate Governance and Social Responsibility Committee oversees corporate policies and programs that speak to long-standing commitments to our associates, supply chain, environmental responsibility, health and safety, human rights, and ethics.

The Board oversees environmental and social matters by means of updates from our Executive Vice President of Sourcing, Quality Assurance, and Sustainable Development. The sustainability team presents to the Nominations, Corporate Governance and Social Responsibility Committee quarterly to review existing and proposed strategy, goals, and targets. The Executive Vice President leads both the organization’s dedicated global team of sustainability professionals as well as a working group of cross-functional leaders. An organizational chart summarizing our ESG team structure is below. Additional details about our governance structure can be found in our most recent Impact Report.



## Director Compensation

### *Fiscal 2023 Highlights*

- Emphasis on equity in the overall compensation mix to support alignment with our stockholders.
- Full-value equity grants under a fixed-value annual grant policy with vesting for retention purposes.
- No performance-based equity awards.
- A robust stock ownership guideline to support stockholder alignment.
- A stockholder-approved annual limit on total director compensation.
- No retirement benefits and limited perquisites

### *Director Compensation Program*

#### *Overview*

Our non-employee directors receive cash compensation and equity grants for their service on our Board, with additional cash and equity compensation provided to the Board Chair, the Chair of each Board committee, and members of each Board committee. Decisions regarding our non-employee director compensation program are approved by the full Board based on recommendations by the Nominations, Corporate Governance and Social Responsibility Committee. In making such recommendations, the Nominations, Corporate Governance and Social Responsibility Committee takes into consideration the duties and responsibilities of our non-employee directors, the director compensation practices of peer companies, the recommendations of the independent compensation consultant and whether such recommendations align with the interests of our stockholders. The Nominations, Corporate Governance and Social Responsibility Committee periodically reviews the total compensation of our non-employee directors and each element of

our director compensation program. At the direction of the Nominations, Corporate Governance and Social Responsibility Committee, the Compensation Committee's independent compensation consultant analyzes the competitive position of our director compensation program against the peer group used for executive compensation purposes.

*Director Stock Ownership Policy*

The Board has approved a stock ownership policy. Each non-employee director must hold at least \$400,000 worth of shares of company stock by the fifth anniversary of such director's initial election to the Board. If a director holds at least \$400,000 worth of shares of Company stock during the required time period, but the value of such director's shares decreases below \$400,000 due to a drop in the Company's stock price, the director shall be deemed to have complied with this policy so long as the director does not sell shares of Company stock. If a director has not complied with this policy during the required time period, then the director may not sell any shares until such director holds at least \$400,000 worth of shares of Company stock. A director's unvested restricted stock units will not count toward satisfying the ownership requirements. As of April 2, 2024, all of our directors have satisfied the ownership requirements or have been on the Board for less than five years.

*Stockholder Approved Compensation Limit*

Under our stockholder-approved maximum annual limit on non-employee director compensation, stock awards granted during a single fiscal year under the plan or otherwise, taken together with any cash fees paid during such fiscal year for services on the Board, will not exceed \$750,000 in total value for any non-employee director.

***Fiscal 2023 Non-Employee Director Compensation***

The following table sets forth non-employee director compensation amounts for fiscal 2023. There were no changes from the non-employee director compensation amounts for fiscal 2022.

	<b><u>Fiscal 2023</u></b>
Per-Committee Meeting Attendance Fee	—
Annual Cash Compensation for Board Service(1)(2)	\$80,000
Annual Equity Grant for Board Service(2)(3)(4)	\$165,000
Annual Cash Compensation to Board Chair(1)(2)	\$100,000
Annual Equity Grant to Board Chair(2)(3)	\$100,000
Annual Cash Compensation to Chair of the Audit and Finance Committee(1)	\$22,500
Annual Equity Grant to Chair of the Audit and Finance Committee(3)	\$22,500
Annual Cash Compensation to Chair of the Compensation Committee(1)(2)	\$15,000
Annual Equity Grant to Chair of the Compensation Committee(2)(3)	\$15,000
Annual Cash Compensation to Chair of the Nominations, Corporate Governance and Social Responsibility Committee(1)	\$12,500
Annual Equity Grant to Chair of the Nominations, Corporate Governance and Social Responsibility Committee(3)	\$12,500
Annual Compensation to Member of the Audit and Finance Committee(5)	\$17,500
Annual Compensation to Member of the Compensation Committee(2)(5)	\$15,000
Annual Compensation to Member of the Nominations, Corporate Governance and Social Responsibility Committee(2)(5)	\$10,000

- (1) The annual cash compensation is paid in quarterly installments so long as the non-employee director continues to serve on the Board at the time of such payments.
- (2) Any cash compensation or equity grant otherwise payable to Scott Dahnke will be paid directly to or transferred from Mr. Dahnke to a donor advised fund.
- (3) The annual equity grant is awarded on the date of the Annual Meeting. Equity grants are made in the form of restricted stock units. These restricted stock units vest on the earlier of one year from the date of grant or the day before the next regularly scheduled Annual Meeting, subject to continued service through the vesting date. The number of restricted stock units granted is determined by dividing the total monetary value of each award, as set forth in the table, by the closing price of our common stock on the trading day prior to the grant date, rounding down to the nearest whole share. Directors also receive dividend equivalent payments with respect to outstanding restricted stock unit awards, which are paid upon the vesting of the underlying restricted stock units.
- (4) Directors who are appointed to the Board after the Company’s last Annual Meeting receive an equity grant on the appointment date on a prorated basis based on the number of days that the director is scheduled to serve between the appointment date to the Board and the date one year from the prior year’s Annual Meeting.
- (5) Compensation for membership on each Board committee is paid 50% in cash and 50% in equity.

In addition to the compensation described above, non-employee directors received reimbursement for travel expenses related to attending our Board, committee or business meetings. Non-employee directors and their spouses and domestic partners received discounts on our merchandise. Non-employee directors may also participate in a deferred stock unit program, pursuant to which non-employee directors may elect, on terms prescribed by the Company, to receive 100% of their annual cash compensation to be earned in respect of the applicable fiscal year either in the form of (i) fully vested stock units or (ii) fully vested deferred stock units. Such changes were made to align our director compensation program with competitive market practices and/or to compensate directors fairly for their level of services.

**Director Compensation Table**

The following table shows the compensation provided to non-employee directors who served during all or a portion of fiscal 2023.

	Fees Earned or Paid in Cash\$(1)	Stock Awards\$(2)	All Other Compensation\$(3)(4)	Total (\$)
Esi Eggleston Bracey.....	\$88,750	\$173,741(5)	\$1,247	\$263,738
Scott Dahnke.....	\$200,000	\$284,977(6)	\$16,350	\$501,327
Anne Finucane.....	\$86,506	\$175,778(7)	\$7,926	\$270,210
Paula Pretlow.....	\$100,460	\$187,399(8)	\$3,379	\$291,238
William Ready.....	\$96,062	\$181,149(9)	—	\$277,211
Frits van Paasschen.....	\$101,484	\$195,707(10)	\$5,075	\$302,266

- (1) The following directors elected to receive 100% of his or her annual cash compensation for fiscal 2023 either in fully vested stock grants or fully vested deferred stock units: Anne Finucane: \$86,506; William Ready: \$96,062.
- (2) Represents the grant date fair value of the restricted stock unit awards granted in fiscal 2023 as calculated in accordance with FASB ASC Topic 718, by multiplying the closing price of our common stock on the trading day prior to the grant date by the number of restricted stock units granted. As of January 28, 2024, the persons who served as non-employee directors during all or a portion of fiscal 2023 held the following numbers of unvested restricted stock units: Esi Eggleston Bracey: 1,501; Scott Dahnke: 2,462; Anne Finucane: 1,498; Paula Pretlow: 1,619; William Ready: 1,565; and Frits van Paasschen: 1,653.
- (3) Represents the taxable value of discount on merchandise.
- (4) Excludes dividend equivalent payments, which were previously factored into the grant date fair value of disclosed equity awards.
- (5) Represents the grant date fair value associated with a restricted stock unit award of 1,501 shares of common stock made on May 31, 2023, with a fair value as of the grant date of \$115.75 per share for an aggregate grant date fair value of \$173,741.
- (6) Represents the grant date fair value associated with a restricted stock unit award of 2,462 shares of common stock made on May 31, 2023, with a fair value as of the grant date of \$115.75 per share for an aggregate grant date fair value of \$284,977. Beginning in September 2023, cash compensation or equity grants payable to Scott Dahnke are paid directly to or transferred from Mr. Dahnke to a donor advised fund affiliated with Mr. Dahnke. Prior to September 2023, cash compensation or equity grants payable to Scott Dahnke were paid directly to or transferred from Mr. Dahnke to a non-investment fund affiliate of his employer, of which he does not have any voting or dispositive control.
- (7) Represents the grant date fair value associated with (i) a restricted stock unit award of 1,468 shares of common stock made on May 31, 2023, with a fair value as of the grant date of \$115.75 per share for an aggregate grant date fair value of \$169,921 and (ii) a restricted stock unit award of 30 shares of common stock made on December 6, 2023, with a fair value as of the grant date of \$195.24 per share for an aggregate grant date fair value of \$5,857.
- (8) Represents the grant date fair value associated with a restricted stock unit award of 1,619 shares of common stock made on May 31, 2023, with a fair value as of the grant date of \$115.75 per share for an aggregate grant date fair value of \$187,399.
- (9) Represents the grant date fair value associated with a restricted stock unit award of 1,565 shares of common stock made on May 31, 2023, with a fair value as of the grant date of \$115.75 per share for an aggregate grant date fair value of \$181,149.
- (10) Represents the grant date fair value associated with (i) a restricted stock unit award of 1,598 shares of common stock made on May 31, 2023, with a fair value as of the grant date of \$115.75 per share for an aggregate grant date fair value of \$184,969 and (ii) a restricted stock unit award of 55 shares of common stock made on December 6, 2023, with a fair value as of the grant date of \$195.24 per share for an aggregate grant date fair value of \$10,738.

## PROPOSAL 2: Advisory Vote to Approve Executive Compensation

---

This is a proposal asking stockholders to approve, on an advisory basis, the compensation of our Named Executive Officers as disclosed in this Proxy Statement as required under Section 14A of the Exchange Act. This proposal is commonly known as a “Say on Pay” proposal and gives our stockholders the opportunity to express their views on the compensation of our Named Executive Officers. The Company’s current policy is to hold a Say on Pay vote each year, and we expect to hold another advisory vote with respect to executive compensation at the 2024 Annual Meeting.

### Compensation Program and Philosophy

As described in detail under the heading “Executive Compensation,” our executive officer compensation program is constructed to attract, retain and motivate a highly qualified executive team to support our primary objective of creating long-term value for stockholders, while maintaining direct links between executive pay, individual performance, the Company’s financial performance, and stockholder returns. A significant portion of individual compensation is directly dependent on the Company’s achievement of financial goals, which we believe aligns executive interests with stockholder interests and encourages long-term stockholder returns. Further in alignment with stockholder interests, each of our Named Executive Officers is subject to a stock ownership requirement. The Chief Executive Officer is required to hold five times her base salary, and each of the other Named Executive Officers is required to hold two times their base salary in shares of common stock.

### Fiscal 2023 Compensation Summary

To align our executive compensation packages with our executive compensation philosophy, the following compensation decisions were made by the Compensation Committee for fiscal 2023.

- **CEO Compensation:** Ms. Alber’s target long-term incentive grants (split between performance stock units, or PSUs, and restricted stock units, or RSUs) were increased to \$14,000,000 from \$12,000,000, resulting in a 12% increase in overall target compensation, after considering her individual performance, an assessment of market data, and her experience in her role. Ms. Alber’s base salary of \$1,600,000 and her bonus target percentage of 200% of base salary remained unchanged for fiscal 2023.
- **Base Salaries:** Certain of our Named Executive Officers received salary increases to better align with competitive market pay practices.
- **Performance-Based Cash Bonus:** Performance-based cash bonuses were paid for fiscal 2023 performance based on the Company’s earnings per share goal, the achievement of positive net cash provided by operating activities, business unit performance and the individual performance of our Named Executive Officers.
- **Pay Mix:** After reviewing our executive compensation program against best practices, for 2024, we have increased the weighting of PSUs for our CEO (to 56% PSUs and 44% RSUs) and Named Executive Officers (50% PSUs and 50% RSUs).
- **Performance-Based and Time-Based Equity:** In fiscal 2023, our Named Executive Officers were granted PSUs based on performance against four weighted metrics—revenue growth (weighted 20%), earnings growth (weighted 20%), return on invested capital (weighted 30%), and operating cash flow (weighted 30%)—and RSUs with service vesting. The PSUs are earned based on actual three-year performance against each of the four metrics relative to target, subject to certain pre-established adjustments, and vest on the third anniversary of the grant date. No PSUs are earned for below threshold performance, 50% of target are earned for threshold performance, 100% of target are earned for target performance, 200% of target are earned for above target performance, and 300% of target are earned for maximum performance and above. The RSUs vest 25% per year over a four-year period beginning on the grant date.

In addition to the above summary, stockholders are encouraged to read the “Executive Compensation” section of this Proxy Statement for details about our executive compensation programs, including information about the fiscal 2023 compensation of our Named Executive Officers.

We are asking our stockholders to indicate their support for our Named Executive Officer compensation as described in this Proxy Statement. This vote is not intended to address any specific item of compensation, but rather the overall compensation of our Named Executive Officers and the philosophy, policies and practices described in this Proxy Statement. Accordingly, we ask our stockholders to vote “FOR” the following resolution at the 2024 Annual Meeting:

“RESOLVED, that the Company’s stockholders approve, on an advisory basis, the compensation of the Named Executive Officers, as disclosed in the Company’s Proxy Statement for the 2024 Annual Meeting of Stockholders pursuant to the compensation disclosure rules of the Securities and Exchange Commission, including the Executive Compensation, the tabular disclosure regarding such compensation and the accompanying narrative disclosure.”

**Table of Contents**

**Required Vote for this Proposal**

To approve this proposal, a majority of voting power entitled to vote thereon, present virtually or represented by proxy, at the Annual Meeting must vote “FOR” this proposal.

This Say on Pay vote is advisory, and therefore not binding on the Company, the Compensation Committee, or our Board. Our Board and our Compensation Committee value the opinions of our stockholders and, to the extent there is any significant vote against the Named Executive Officer compensation as disclosed in this Proxy Statement, we will consider our stockholders’ concerns and the Compensation Committee will evaluate whether any actions are necessary to address those concerns.

**THE BOARD UNANIMOUSLY RECOMMENDS THAT YOU VOTE “FOR” THE APPROVAL OF THE COMPENSATION OF OUR NAMED EXECUTIVE OFFICERS, AS DESCRIBED IN THIS PROXY STATEMENT.**

## EXECUTIVE COMPENSATION

### A Message from the Compensation Committee of the Board of Directors

Dear Fellow Stockholders,

As we look forward to the 2024 Annual Meeting, this letter highlights our financial accomplishments, and business opportunities and challenges during fiscal 2023.

Fiscal 2023 marked another year of strong financial performance for our Company. Despite a challenging macroeconomic backdrop, including high interest rates, a slow housing market, and consumer demand fluctuations, we delivered strong operating margins and achieved earnings per share above expectations. These results demonstrate the power of our strong operational execution in a challenging environment and give us confidence that with our three key priorities for fiscal 2024 of (i) returning to growth; (ii) elevating our world-class customer service; and (iii) driving earnings, we are well-positioned for our next chapter.

Key highlights for fiscal year 2023, both financially and for our stockholders, included:

- Comparable Brand Revenue of -9.9% with a 2-year comp of -3.4% and a 4-year comp of +35.6%.
- GAAP gross margin of 42.6%; non-GAAP gross margin<sup>(1)</sup> of 42.7%, up 20 basis points and 30 basis points, respectively, from last year.
- GAAP Diluted earnings per share, or EPS, and non-GAAP Diluted EPS<sup>(1)</sup> of \$14.55 and \$14.85, respectively.
- Return on Invested Capital, or ROIC<sup>(1)</sup>, of 45.0%, significantly higher than our peer group average, driven by strong earnings
- Three-Year Total Stockholder Return of 73% exceeded both our peer group (17%) and the S&P 400 Index (18%).

Looking ahead, we recognize there continues to be significant uncertainty regarding macroeconomic conditions in our industry. However, we remain confident that we can continue to outperform for our stockholders in the year ahead.

Finally, we continued to invest in our relationship with our stockholder community. We have continued our engagement with investors to hear their perspectives on our compensation programs, ESG practices, and overall corporate governance structure. We were pleased to see that our compensation program was received favorably by our stockholders in 2023, with Say-on-Pay support of 98%, based on votes cast. As always, we aim to evolve as an organization and strive for continuous improvement. Thank you for your role in helping us do so.

We invite you to review our proxy Compensation Discussion & Analysis, or CD&A, for more detailed information. We appreciate your ongoing support and seek your feedback, whether virtually or through written correspondence, on our compensation design, and path forward.

Sincerely,

COMPENSATION COMMITTEE OF THE  
BOARD OF DIRECTORS

Scott Dahnke, Chair  
William Ready  
Frits van Paasschen

<sup>(1)</sup> A reconciliation of the GAAP to non-GAAP diluted earnings per share, non-GAAP gross margin and the calculation of ROIC may be found on pages 10 to 11 in [Exhibit 99.1](#) to our Form 8-K filed with the Securities and Exchange Commission on March 13, 2024, which is incorporated herein by reference.

## Compensation Discussion and Analysis

The Compensation Discussion and Analysis, or CD&A, describes our 2023 compensation program as it relates to the compensation of our Named Executive Officers, or NEOs. The CD&A provides an overview and analysis of the key elements of our 2023 compensation program, the compensation decisions made by the Compensation Committee under our 2023 compensation program, and the factors that the Compensation Committee considered and the process it followed in making those decisions.

Our NEOs in 2023 were:

Laura Alber	Director, President and Chief Executive Officer
Jeff Howie	Executive Vice President, Chief Financial Officer
Marta Benson*	CEO and President, Pottery Barn Brands
David King	Executive Vice President, General Counsel
Karalyn Smith	Executive Vice President, Chief Talent Officer

(\*) Ms. Benson will retire effective April 26, 2024.

### Executive Summary

The Compensation Committee of the Board is responsible for the design and execution of the Company's compensation program for executive officers. In designing and administering the program for 2023, the Compensation Committee focused on the following principles:

- Alignment with stockholders: aligning compensation with stockholder interests through incentive programs that reward achievement of financial and operational results that we believe are the drivers of stockholder value for our Company;
- Accountability for near-term and long-term performance: balancing achievement of near-term and long-term results for our stockholders; and
- Competitiveness: providing competitive target compensation to ensure that we can attract, retain, and motivate exceptional leadership talent to develop and execute our business strategy.

### Performance and Compensation Highlights

Highlights of our strategy, fiscal year performance, and compensation program include:

#### Company Strategy

- Continued investment in three key differentiators – in-house design, digital-first, not digital-only channel strategy and values – to drive strong profitable growth and market share gains.
- Our Competitive Advantage – market opportunity, key differentiators, growth initiatives, and profitability – leaves us well-positioned to drive growth.
- “People First” values and leading-edge commitment to ESG matters within our industry.

#### 2023 Compensation Program

- Annual Bonus: continued to use achievement of EPS performance to fund our bonus plan and allocate awards to reflect brand/operational performance.
- Performance-Based RSUs (“PSUs”): continued to award PSUs that are earned based on achievement of pre-set 3-year goals for revenue growth, earnings growth, ROIC, and operating cash flow.
- Restricted Stock Units (“RSUs”): awarded RSUs with 4-year prorated, time-based vesting to attract and retain talent and reward individual performance and contribution.

**Fiscal 2023 Business Highlights**

- Comparable brand revenue exceeded external expectations, down 9.9%, with a 2 year comp of -3.4% and a four year comp of +35.6%.
- One-Year Total Stockholder Return ("TSR") of 69% and Three-Year TSR of 73%
- GAAP operating income of approximately \$1.24 billion; non-GAAP operating income of \$1.27 billion.
- GAAP gross margin of 42.6%; non-GAAP gross margin<sup>(1)</sup> of 42.7%, up 20bps and 30bps, respectively, to last year.
- GAAP diluted earnings per share ("EPS") was \$14.55 for fiscal 2023. Non-GAAP diluted EPS<sup>(1)</sup> was \$14.85 for fiscal 2023, compared to our 2023 bonus plan non-GAAP diluted EPS goal of \$14.60, which reflects -10.2% EPS growth compared to fiscal 2022, but was set higher than external estimates.
- Produced fiscal year 2023 return on invested capital (ROIC)<sup>(1)</sup> of 45.0% driven by strong earnings.

**2023 CEO Compensation Decisions**

- After reviewing factors, including market data, Company performance, and individual contributions, the Board of Directors approved an increase in Ms. Alber's 2023 target long-term incentive grants, resulting in a 12% increase in target compensation.

CEO Pay Component	2023 Amount	% Change from 2022
Base Salary	\$1,600,000	—
Annual Bonus Target	\$3,200,000	—
PSUs at target (2023-25 performance period)	\$8,000,000	33.3%
RSUs	\$6,000,000	—
Target Total Direct Compensation	\$18,800,000	11.9%

**2023 CEO Performance Award Outcomes**

CEO Pay Component	2023 Amount	% of Target Award
Annual Bonus Award	\$8,000,000	250%
Value of PSUs Earned at Fiscal 2023 Year-End (2021-23 performance period) <sup>(2)</sup>	\$17,975,759	248%

<sup>(1)</sup> A reconciliation of the GAAP to non-GAAP diluted earnings per share, non-GAAP gross margin and the calculation of ROIC may be found on pages 10 to 11 in [Exhibit 99.1](#) to our Form 8-K filed with the Securities and Exchange Commission on March 13, 2024, which is incorporated herein by reference.

<sup>(2)</sup> Based on a stock price of \$208.55, the closing price of our common stock on January 26, 2024, the last business day of fiscal 2023.

**2024 Compensation Highlights**

We are committed to reviewing our executive compensation program against best practices and, for 2024 have increased the weighting of PSUs for our CEO and Executive Officers as follows:

- CEO: 56% PSUs and 44% RSUs
- Executive Officers: 50% PSUs and 50% RSUs

**Executive Compensation Practices**

<b>What We Have</b>	<b>What We Do Not Have</b>
<ul style="list-style-type: none"><li>✓ <i>Rigorous, objective performance goals and EPS-funded bonus pool</i></li><li>✓ <i>Long-term Incentive Program with 3-year goals</i></li><li>✓ <i>Limited perquisites</i></li><li>✓ <i>Competitive stock ownership guidelines and retention requirement</i></li><li>✓ <i>Clawback policy covering cash incentives and stock awards</i></li><li>✓ <i>Double-trigger change-in-control arrangements</i></li><li>✓ <i>Independent compensation consultant and Board Compensation Committee</i></li><li>✓ <i>Annual risk assessment of compensation policies and programs</i></li></ul>	<ul style="list-style-type: none"><li>× <i>No “golden parachute” gross-ups</i></li><li>× <i>No hedging/pledging/short sales of company stock</i></li><li>× <i>No dividends paid on unvested shares</i></li><li>× <i>No options/SARs granted below fair market value</i></li><li>× <i>No supplemental retirement benefits</i></li><li>× <i>No repricing or cash out of underwater options/SARs without stockholder approval</i></li><li>× <i>No excessive severance or excessive perquisites</i></li><li>× <i>No single-trigger change-in-control arrangements</i></li><li>× <i>No guaranteed salary increases, bonuses, or long-term incentive awards</i></li></ul>

**Stockholder Outreach and Company Response**

- Contacted 17 of our top stockholders, collectively representing approximately 59% of our shares outstanding, to discuss their perspectives on our compensation and governance practices.
- Continued to review our peer group to align with our growth trajectory.
- Made meaningful improvements to our Corporate Responsibility Scorecard and Impact Report (available at [sustainability.williams-sonoma.com](https://sustainability.williams-sonoma.com)).

**2024 Peer Group**

Peer group is reviewed by the Compensation Committee annually. No change to the peer group for 2024. See page 43 for list of peers.

**Company Values and Strategy**

Our compensation programs support Williams-Sonoma’s values and reward execution of our corporate strategy.

*Our Values*

Our mission is to enhance the quality of our customers’ lives at home and beyond. We put the customer at the center of everything we do, every day, and a short but important list of corporate values guides our actions and decisions.

**PEOPLE FIRST**  
*We are committed to an environment that attracts, motivates, and recognizes high performance.*

**QUALITY**  
*We take pride in everything we do. From our products to the experience and service we provide—quality is our signature.*

**CORPORATE RESPONSIBILITY**  
*We will build sustainability and equity into every corner of our enterprise. We aim to enhance the lives of our stakeholders, communities, and the environment.*

**PROFIT**  
*We are committed to providing a superior return to our stockholders. It’s everyone’s job.*

**CUSTOMERS**  
*We are here to serve our customers – without them, nothing else matters.*


*Company Strategy*

As the world’s largest digital-first, design-led and sustainable home retailer, our vision is to furnish our customers everywhere.

**Good by Design**

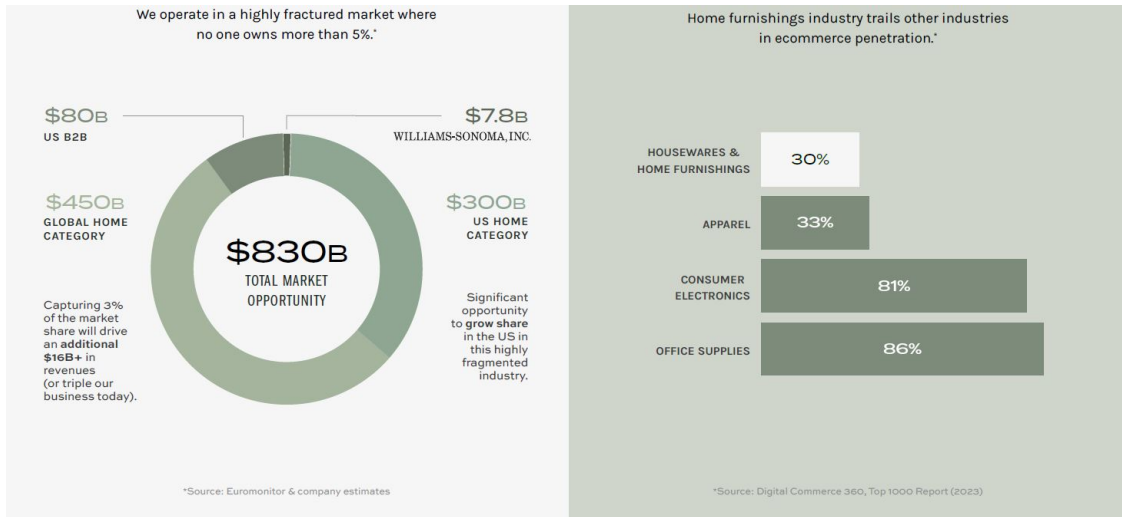
We lead our industry in sustainability and equity, and are proud to be recognized for our continuous action and progress. By managing resources responsibly, caring for our people, and uniting around our values, we lay the foundation for a more resilient company.

For more information on our Company values, please visit [sustainability.williams-sonoma.com](https://sustainability.williams-sonoma.com) to review our Impact Report.



**Momentum**

- As a digital-first company with retail stores as a competitive advantage, we believe the fragmentation of our market continues to provide us with a significant opportunity for growth moving forward.
- The home furnishings industry is shifting online. Our digital-first platform is well-positioned to take advantage of this shift in consumer behavior to gain market share.

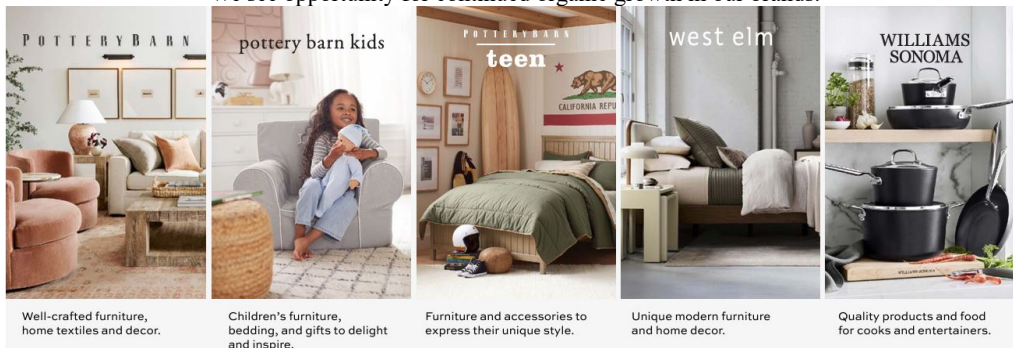


**2024 Priorities**

1. Returning to Growth: Our long-term growth algorithm is rooted in our proven track record of strong, consistent, and profitable growth over the past 20 years, with the capacity for upside driven from our growth initiatives. Below are our key growth drivers.

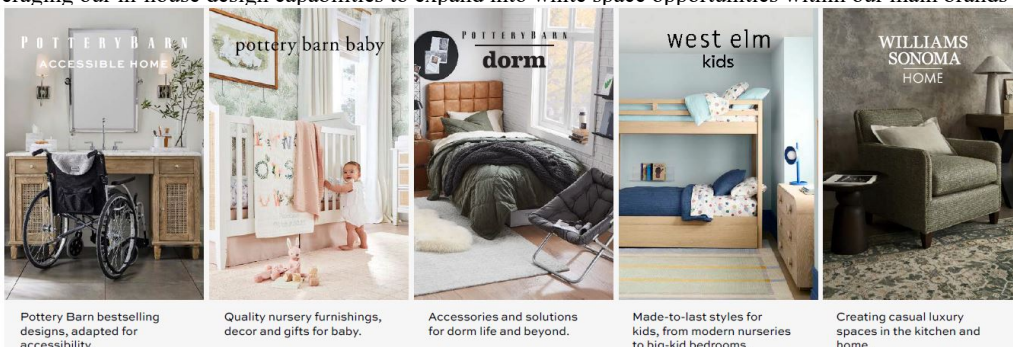
*Main Brand Growth*

We see opportunity for continued organic growth in our brands.



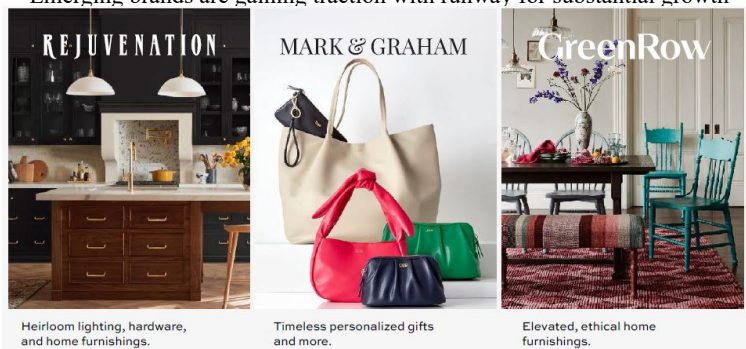
*Category Growth*

We are leveraging our in-house design capabilities to expand into white space opportunities within our main brands and beyond.



*Emerging Brand Growth*

Emerging brands are gaining traction with runway for substantial growth



*Business-to-Business*

We are no longer just a home furnishings company. Leveraging our in-house design, vertical sourcing and brand portfolio, we are disrupting the growing and underserved business-to-business market.



*Global*

Our brands resonate with consumers around the world and we serve them across 128 stores (company-owned and franchise), 34 shop-in-shops, and 58 websites in 13 countries.



TORONTO, CANADA  
WEST ELM

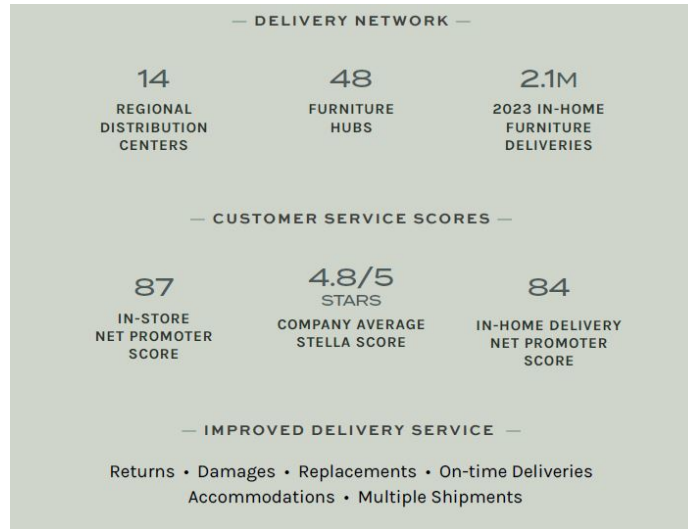


MUMBAI, INDIA  
POTTERY BARN KIDS



QUERETARO, MEXICO  
POTTERY BARN

2. Leading World-Class Customer Service



3. Driving Earnings



Additional detail regarding our values and strategy can be seen by viewing our 2024 investor presentation, which can be found on our investor relations site: [ir.williams-sonoma.com](http://ir.williams-sonoma.com).

## [Table of Contents](#)

### **Financial Performance**

#### *Fiscal 2023 Performance Highlights*

Fiscal 2023 was a year of strong performance for our Company. Despite a challenging macro environment, we achieved comparable brand revenue and earnings per share above expectations and saw strong operating margins. Fiscal 2023 financial achievements included:

#### *Continued Strong Earnings*

<b>Financial Metric</b>	<b>Performance</b>
GAAP Diluted EPS	\$14.55
Non-GAAP Diluted EPS <sup>(1)</sup>	\$14.85
Comparable Revenue Growth	(9.9)%

<sup>(1)</sup> A reconciliation of GAAP to non-GAAP diluted earnings per share may be found on page 10 in [Exhibit 99.1](#) to our Form 8-K filed with the Securities and Exchange Commission on March 13, 2024, which is incorporated herein by reference.

#### *Comparable Consolidated and Brand Revenue*

<b>Brand</b>	<b>2023 Comparable Revenue Growth (Decline)<sup>(1)</sup></b>
Pottery Barn.....	(9.7)%
West Elm.....	(18.8)%
Pottery Barn Kids and Teen.....	(5.5)%
Williams Sonoma.....	(0.7)%
Total <sup>(2)</sup> .....	(9.9)%

<sup>(1)</sup> Comparable brand revenue is calculated on a 52-week basis for fiscal 2023 and includes business-to-business revenues.

<sup>(2)</sup> Total comparable brand revenue includes the results of Rejuvenation and Mark and Graham.

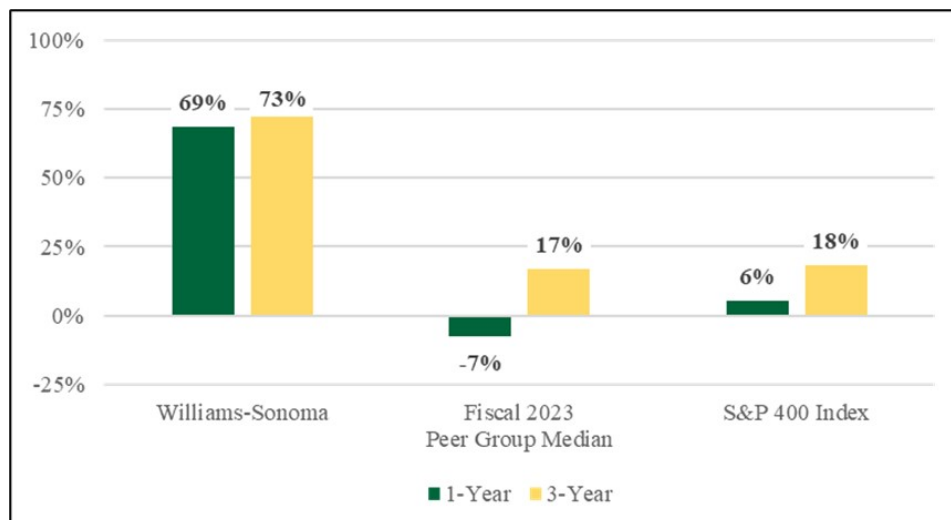
#### *Industry Leading Financial Returns to Stockholders*

<b>Financial Metric</b>	<b>Performance</b>	<b>Commentary</b>
Return on Invested Capital <sup>(1)</sup>	45.0%	Significantly higher than our peer group average.
Operating Cash Flow	\$1.7B	Maintaining a strong liquidity position.
Gross Margin	42.6%	An increase of 20 basis points compared to last year.
Operating Income	\$1.24B	With operating margin at 16.1%
Total Stockholder Return (3-Year) <sup>(2)</sup>	73%	Significantly exceeded peers and S&P 400 (see chart below).

<sup>(1)</sup> The calculation of ROIC may be found on page 11 in [Exhibit 99.1](#) to our Form 8-K filed with the Securities and Exchange Commission on March 13, 2024, which is incorporated herein by reference.

<sup>(2)</sup> Total Stockholder Return (TSR) calculated as of January 28, 2024.

**1-Year TSR & 3-Year TSR**



**2023 Compensation Program for Executive Officers**

*2023 Compensation Program Summary*

The table below highlights the components of our executive compensation program and their strong alignment to stockholder interests.

Component	Form	Purpose	Alignment to Stockholder Interests
<b>Base Salary</b>	Cash	<ul style="list-style-type: none"> <li>Fixed compensation</li> <li>Attract and retain NEOs short-term</li> </ul>	<ul style="list-style-type: none"> <li>High-quality, stable executive leadership</li> <li>Market-competitive and aligned with scale, scope, and complexity of role</li> </ul>
<b>Annual Incentive</b>	Annual Bonus Plan	<ul style="list-style-type: none"> <li>Incentivize and reward achievement of carefully designed business / individual objectives</li> <li>Encourage behaviors that support the Company's desired short-term goals and stable, long-term outcomes</li> </ul>	<ul style="list-style-type: none"> <li>Bonus pool funded based on EPS performance vs. pre-set goal</li> <li>Annual goals set at challenging levels taking into account prior year performance, external expectations, and current year guidance.</li> <li>Actual awards recognize business unit performance against both quantitative and qualitative goals</li> </ul>
<b>Long-Term Incentives</b>	Performance-Based RSUs (PSUs)	<ul style="list-style-type: none"> <li>Motivate achievement of long-term performance and stockholder value creation</li> <li>Attract and retain NEOs long-term</li> <li>Provide opportunity to build ownership</li> </ul>	<ul style="list-style-type: none"> <li>Weighted across scorecard of relevant financial metrics that are aligned with stockholder interests:                             <ul style="list-style-type: none"> <li>Revenue (3-year CAGR) (weighted 20%)</li> <li>EPS (3-year CAGR) (weighted 20%)</li> <li>Operating Cash Flow (3-year average) (weighted 30%)</li> <li>ROIC (3-year average) (weighted 30%)</li> </ul> </li> <li>Emphasis on stock price performance</li> </ul>

## [Table of Contents](#)

Time-Based RSUs	<ul style="list-style-type: none"><li>• Attract and retain NEOs long-term</li><li>• Provide opportunity to build ownership</li><li>• Align interests with stockholders</li></ul>	<ul style="list-style-type: none"><li>• Emphasis on stock price performance</li></ul>
<b>Stock Ownership Guidelines</b>	<ul style="list-style-type: none"><li>• Directly aligns interest of NEOs with stockholders</li></ul>	<ul style="list-style-type: none"><li>• Value of holdings tied to stock price</li><li>• As of the end of fiscal 2023, Ms. Alber held over 70x her base salary in Company stock (well above her 5x guideline)</li><li>• Required to retain at least 50% of net after-tax shares received until the ownership guideline has been achieved</li></ul>

### *Fiscal 2023 Incentive Payout Summary*

We have a strong pay-for-performance philosophy and culture, and we are diligent in critiquing our goals, performance, and associated payouts. Our incentive plans are based on pre-determined goals. Over time, awards have fluctuated significantly, based on financial results and overall performance, resulting in a culture of high-performance and accountability. PSU payouts are formulaic based on financial performance, whereas Annual Bonus Plan awards factor in both financial performance and individual performance, which we feel reflects a holistic and individualized incentive determination. Over the prior ten years (2014-2023), the Annual Bonus Plan's corporate multipliers (financial performance) have ranged from 81% – 175% of target (average of 117% of target). However, during that time period, upon management's recommendation, the Compensation Committee has often applied negative discretion in determining actual Bonus Plan pool funding in order to better align pay with performance, and has approved Bonus Plan pool funding amounts ranging from 71% to 175% of target (average of 109% of target). During that same time period, PSUs have paid out between 0% – 248% of target (average payout of 153% of target).

### *Annual Bonus Plan*

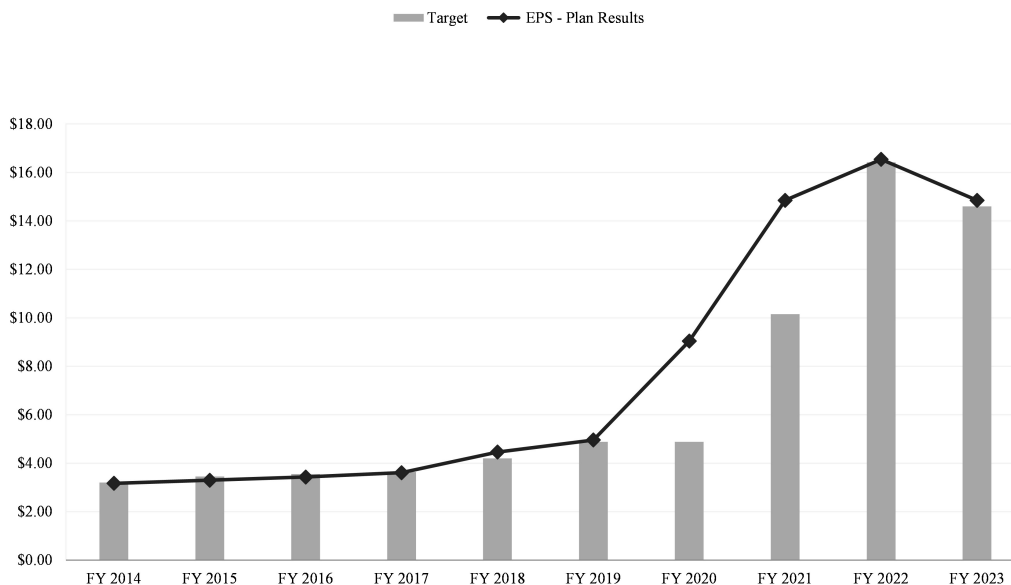
Similar to the prior year, we used a widened performance range to trigger Bonus Plan pool funding: threshold performance of 89% of target and maximum of 112% of target, with results adjusted, as in prior years, to exclude or include (i) any extraordinary non-recurring or unusual items and (ii) the effect of any changes in accounting principles affecting the Company's or a business unit's reported results, as approved by the Chair of the Compensation Committee. In setting the target EPS goal for the year, the Committee took into consideration headwinds the Company anticipated in the year, including the deceleration of the housing market, expected impact of higher interest rates, and geopolitical unrest. Ultimately, we set an EPS funding goal of \$14.60 for the fiscal 2023 Management Bonus Plan. This was 11% lower than the fiscal 2022 target (\$16.42) and was 12% lower than fiscal 2022 adjusted EPS (\$16.54) but was determined by the Committee to be appropriately challenging given the environmental factors described above.

To determine individual award levels for Executive Officer bonuses, the Compensation Committee considered the following factors: adjusted EPS, delivering stockholder value, and individual business unit performance.

Finally, for participants to be eligible for any bonus payout, achievement of positive net cash flow from operating activities was required in the performance year 2023. As outlined on page 46, this performance trigger was achieved.

The chart below illustrates the year-over-year changes of our target EPS goal under our 2021 Incentive Bonus Plan, as well as the EPS level achieved for purposes of funding our annual bonus plan for that year. Annual goals are set at challenging levels, taking into account the prior year's performance, external expectations, and the current year's guidance.

Annual Bonus - EPS Performance Goals  
FY14 - FY23



For fiscal 2023, the annual bonus plan design and results were as follows:

Level	% of Goal	Adjusted EPS Goals	% of Target Pool Funded	Actual Adjusted EPS	Actual Pool Funding
Below Threshold.....	< 89%	< \$12.96	0%		
Threshold.....	89%	\$12.96	38.8%	\$14.85 <sup>(1)</sup>	115%
Target.....	100%	\$14.60	100.0%	(114.7% of \$14.60 target)	
Maximum.....	112%	\$16.30	164.7%		

<sup>(1)</sup> Derived from non-GAAP diluted EPS, with no additional adjustments in fiscal 2023. A reconciliation of GAAP to non-GAAP diluted earnings per share may be found on page 10 in [Exhibit 99.1](#) to our Form 8-K filed with the Securities and Exchange Commission on March 13, 2024, which is incorporated herein by reference.

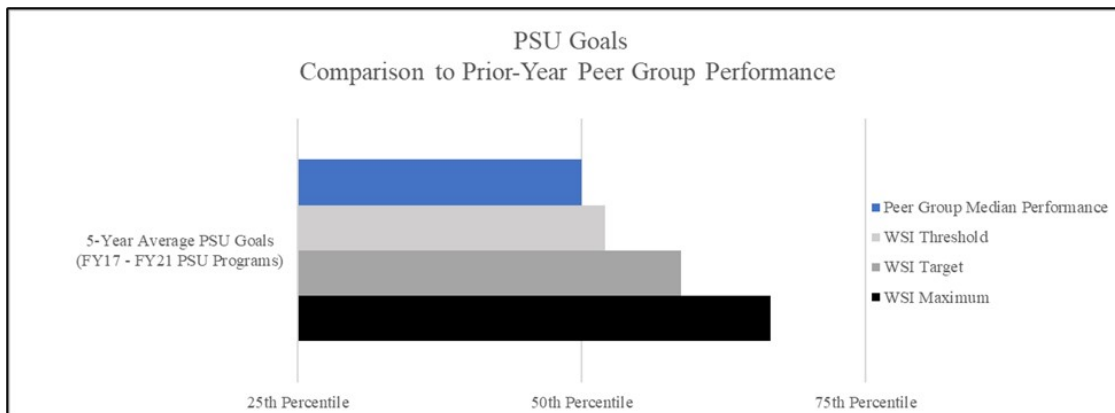
Based on our EPS performance in fiscal 2023 as measured under our annual bonus plan (non-GAAP diluted EPS of \$14.85), the Company achieved Bonus Plan pool funding at 114.7% of target and, upon management’s recommendation and based on the Company’s strong performance, the Compensation Committee increased funding to 115% of target. The Bonus Plan pool funding levels achieved for fiscal 2022 and fiscal 2021 were 71% and 171%, respectively.

*Performance-Based RSUs*

The PSU grants made in 2021 were subject to achievement of three-year performance, weighted equally across four relevant financial metrics: Revenue (3-year CAGR), EPS (3-year CAGR), Operating Cash Flow (3-year average), and ROIC (3-year average). These performance metrics cover fiscal 2021 through fiscal 2023 and were established at the time of grant.

As with our Annual Bonus Plan, we believe our PSU grants are set using challenging performance targets and are fully aligned with the rigorous expectations and long-term interests of our stockholders. As shown in the chart below, goals for past grants have been consistently set above the median of our peer group’s prior-year performance.

The chart below shows the average relative positioning of PSU goals over the past five PSU cycles (FY17 to FY21 PSU programs).



At the time of grant, the Compensation Committee set three-year performance targets for the PSUs covering the fiscal years 2021-2023. Actual performance resulted in the vesting of 248% of the target number of PSUs.

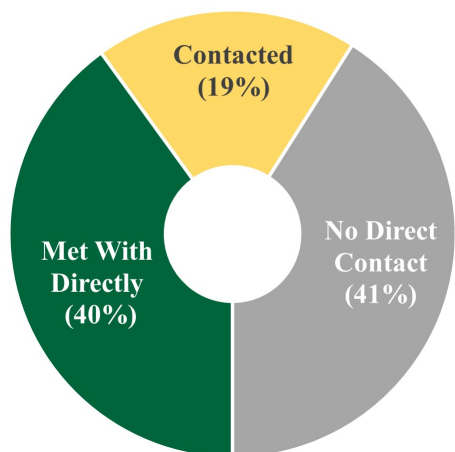
PSU Metric	Goal (at Target)	Actual	Payout (% of Target)
Revenue Growth (3-Year CAGR).....	5%	4.5%	92%
EPS (3-Year CAGR).....	5%	19.1%	300%
Operating Cash Flow (3-Year Avg.).....	\$700M	\$1,368M	300%
ROIC (3-Year Avg.).....	23.5%	50.8%	300%
		TOTAL	248%

**2023 Stockholder Outreach**

In 2023, we continued our practice of extensive engagement with our largest stockholders, the summary results of which are shown in the table below.

**Extent of Engagement**

We contacted 17 of our top stockholders, representing approximately 59% of our shares owned to discuss their perspectives on our compensation and governance practices.



- We met with eight stockholders who in aggregate held approximately 40% of our shares.
- Nine stockholders that we contacted (19% of shares) either confirmed they had no concerns (or did not require a meeting) or did not respond to our request.
- We did not reach out to eight of our top stockholders because they either are known to not engage in investor meetings or are sufficiently familiar with us that management concluded that outreach was not necessary.

**Company Participants**

To ensure access to key roles involved in compensation and governance decisions, Company participants in the discussions with stockholders included:

- Executive Vice President, Chief Financial Officer
- Executive Vice President, General Counsel
- Executive Vice President, Chief Talent Officer
- Executive Vice President, International Sourcing & Sustainable Development
- Senior Vice President, Chief Accounting Officer and Head of Investor Relations
- ESG Program Lead

**Key Themes from Stockholder Engagement**

Stockholder Perspectives

What We Did

Area  
Transparency and communication

Feedback

Our Response

- Stockholders appreciate ongoing communication and outreach efforts
- Interest in succession planning and executive retention
- Discussion regarding human capital management practices

- ✓ Meaningful enhancements made to our “Good by Design” Impact Report, which was well-received by our investors
- ✓ Report available at [sustainability.williams-sonoma.com](https://sustainability.williams-sonoma.com)
- ✓ Consistent improvements to our CD&A focused on transparency, context, readability, and strengthening the linkage between business strategy and compensation design/outcome

ESG Focus

- Stockholders appreciate our organizational commitment to ESG and transparency
- Interest in hearing more about our progress towards our sustainability goals

- ✓ Continued progress towards ambitious emission reduction goals, including carbon neutral for scopes 1 and 2 by 2025.
- ✓ Meaningful enhancements made to our “Good by Design” Impact Report, which was well-received by our investors
- ✓ Report available at [sustainability.williams-sonoma.com](https://sustainability.williams-sonoma.com)

**Our Peer Group**

The Compensation Committee uses a peer group composed of public companies in the retail industry to review competitive compensation data for the Company’s executives. The Compensation Committee evaluates this peer group on an annual basis to ensure that the companies selected remain appropriate. The peer group for fiscal 2023 was selected by the Compensation Committee based on the guiding criteria described below, with advice from Pay Governance LLC. Certain peer companies may not meet all selection criteria but are included because they are direct competitors of our business, direct competitors for our executive talent, have a comparable business model, or for other reasons.

*Our Fiscal 2023 Peer Group*

For fiscal 2023, the Compensation Committee reviewed the peer group using the following criteria for selection:

Selection Criteria	Targeted Range
Industry	Home Furnishing Retail; Apparel Retail; E-commerce Companies; Other Select Retailers (specialty stores, department stores, global brands)
Revenues	\$4B – \$17B
Market Capitalization	\$5B – \$20B
Geographic competitor for talent	
Performance: growth in revenue and net income; key industry performance metrics	
Qualitative factors: similar product offerings; key competitor for business/talent; listed as a peer in proxy advisor reports; large or emerging e-commerce presence and/or international presence; beloved by their customers; modern, forward-thinking retail experience; S&P Global ESG Score.	

The Compensation Committee made the following adjustments to the peer group:

**Peer Companies Added**

None

**Peer Companies Removed**

Bed Bath & Beyond, Inc.

Bed Bath & Beyond, Inc. was removed from our peer group due to its financial performance.

The resulting fiscal 2023 peer group consists of the following 13 companies:

<b><u>Fiscal 2023 Peer Group</u></b>		
Bath & Body Works, Inc. (formerly L Brands, Inc.)	Levi Strauss & Co	Tapestry, Inc.
Capri Holdings Limited	Lululemon Athletica Inc.	Ulta Beauty, Inc.
eBay Inc.	PVH Corp.	V.F. Corporation
The Gap, Inc.	Ralph Lauren Corporation	Wayfair Inc.
	RH (Restoration Hardware Holdings)	

*Our Fiscal 2024 Peer Group*

For fiscal 2024, the Compensation Committee reviewed the peer group using revised criteria for selection:

Selection Criteria	Targeted Range
Industry	Home Furnishing Retail; Apparel Retail; E-commerce Companies; Other Select Retailers (specialty stores, department stores, global brands)
Revenues	\$4B – \$17B
Market Capitalization	\$4B – \$17B
Geographic competitor for talent	
Performance: growth in revenue and net income; key industry performance metrics	
Qualitative factors: similar product offerings; key competitor for business/talent; listed as a peer in proxy advisor reports; large or emerging e-commerce presence and/or international presence; beloved by their customers; modern, forward-thinking retail experience; S&P Global ESG Score.	

The Compensation Committee made no adjustments to the peer group for 2024 as compared to 2023.

***Overview of Chief Executive Officer Compensation for Fiscal 2023***

In an executive session at a meeting in March 2023, without the Chief Executive Officer present, the Compensation Committee reviewed Ms. Alber’s base salary, bonus target, and 2023 target equity value. The Compensation Committee recommended increasing Ms. Alber’s target equity value to \$14,000,000 from \$12,000,000, split 57% into PSUs and 43% into RSUs. In addition, the Compensation Committee recommended that Ms. Alber’s base salary (\$1,600,000) and bonus target (200% of salary, or \$3,200,000) remain unchanged. Consistent with prior years, the Compensation Committee also considered her individual performance, an assessment of market data, and her experience in her role. Total target pay increase was 11.9% from 2022. Prior-year increase in target pay (from 2021 to 2022) was minor (+0.9%).

With respect to the fiscal 2023 Company-wide bonus pool, the Company achieved a Bonus Plan Pool funding level of 114.7% of target pool funding, and upon management’s recommendation and the Company’s strong performance, the Compensation Committee increased the pool funding to 115% of target. The Compensation Committee determined the payout for Ms. Alber to be at 250% of her target bonus, in alignment with her performance during fiscal 2023. Finally, the Company exceeded three out of the four the performance metrics targets with respect to the PSU grants made in 2021. Based on the formulaic, pre-set payout design, the PSUs vested at 248% of target. For Ms. Alber, whose target grant was 34,756 PSUs, the resulting payout was 86,194 shares.

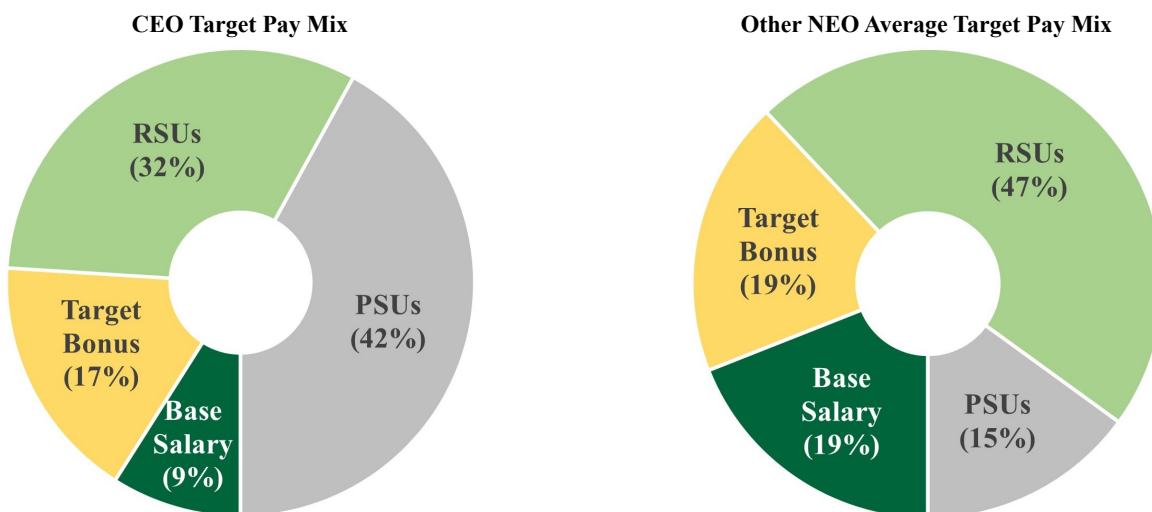
<u>Compensation Element</u>	<u>Level / Result</u>
Base Salary	\$1,600,000
Target Bonus %	200% of salary
Target Bonus \$	\$3,200,000
Performance-Based RSUs	\$8,000,000
Time-Based RSUs	\$6,000,000
<b><u>FY 2023 Annual Bonus Achievement</u></b>	
Actual FY 2023 Bonus %	250% of target
Actual FY 2023 Bonus \$	\$8,000,000
<b><u>FY 2021 – FY 2023 PSU Achievement</u></b>	
FY 2021 – 2023 PSU Target Shares	34,756 PSUs
FY 2021 – 2023 PSU Payout %	248% of target shares
FY 2021 – 2023 PSU Payout	86,194 PSUs

**Components of Our Compensation Program, 2023 Decisions, and the Decision-Making Process**

Our compensation program for our NEOs is made up of four components, as listed below, which are designed to create long-term value for stockholders and to attract, motivate, and retain outstanding executives. These components collectively provide target compensation that is significantly “at risk” and performance-based.

*NEO Target Pay Mix*

As shown in the charts below, approximately 59% of Ms. Alber’s target compensation is tied directly to performance conditions (bonus and PSUs). An additional 32% is “at risk” via service conditions and stock price (RSUs). The other NEOs, on average, have 34% of target compensation tied directly to performance conditions and another 47% “at risk.” We believe this mix of pay provides strong incentives for our NEOs to remain with the Company and continue creating value for our stockholders.



*Base Salary*

In March 2023, the Compensation Committee reviewed and set the fiscal 2023 base salaries of our NEOs, based on individual performance, an analysis of each executive’s experience (as well as past, current and anticipated contributions to the Company’s success), the Chief Executive Officer’s recommendations (other than with respect to her own base salary), each executive’s position relative to executives in our peer group, and other market data.

The following table shows the fiscal 2023 base salaries for the NEOs, which did not change from fiscal 2022, except in the case of Ms. Benson, which reflects her promotion from President, Pottery Barn Brand to CEO and President, Pottery Barn Brands, and the increased duties and responsibilities associated with that role.

Named Executive Officer	Fiscal 2023 Base Salary	Percentage Change
Laura Alber	\$1,600,000	0%
Jeff Howie	\$900,000	0%
Marta Benson	\$1,100,000	15.8%
David King	\$675,000	0%
Karalyn Smith	\$650,000	0%

*Annual Cash Bonus*

Cash bonuses are awarded to our NEOs under the 2021 Incentive Bonus Plan, or the Bonus Plan, and paid only when threshold Company and business objectives are met or exceeded.

## [Table of Contents](#)

At the beginning of each fiscal year, the Compensation Committee reviews and establishes individual bonus targets for each NEO and threshold, target, and maximum EPS goals under the Bonus Plan, which determine the funding pool from which executive bonuses are paid.

In addition, the Compensation Committee sets a threshold performance goal that must be achieved, which establishes the maximum bonus payable under the Bonus Plan to each NEO subject to the Compensation Committee's discretion to reduce such amount. This threshold performance goal was positive net cash flow provided by operating activities, as disclosed on the Company's consolidated statements of cash flows. This threshold goal was met in fiscal 2023, and the Compensation Committee used negative discretion to determine the actual payout to each NEO based on achievement of the EPS goal and individual performance, as described below.

### Fiscal 2023 Bonus Targets

At a meeting held in March 2023, the Compensation Committee reviewed the bonus targets under the Bonus Plan for each NEO. The Compensation Committee considered the recommendations of the Chief Executive Officer, which were informed by the following factors:

- Each executive's respective responsibilities;
- The relationship of the bonus target to other compensation elements;
- Whether the established bonus targets are effective in motivating our executives to deliver strong performance; and
- The bonus targets set by our peer group.

In executive session at that meeting, without the Chief Executive Officer present, the Compensation Committee reviewed Ms. Alber's bonus target against our peer group and concluded that her bonus target would remain unchanged for fiscal 2023.

The target bonuses as a percentage of base salary under the Bonus Plan remained unchanged for fiscal 2023 for our NEOs, as detailed in the table below.

The following table shows the target bonuses as a percentage of base salary under the Bonus Plan for fiscal 2023 for our NEOs, which did not change from fiscal 2022.

Named Executive Officer	Fiscal 2023 Target Bonus (as a Percentage of Base Salary)
Laura Alber	200%
Jeff Howie	100%
Marta Benson	100%
David King	100%
Karalyn Smith	100%

### Our Bonus Performance Goal – EPS

The pool from which Company-wide bonuses are paid depends on our achievement of an annual EPS goal established by the Compensation Committee. For fiscal 2023, the Compensation Committee set a diluted EPS target of \$14.60. Actual diluted EPS for fiscal 2023 is measured under the Bonus Plan by excluding the impact of extraordinary non-recurring charges or unusual items from GAAP diluted EPS for fiscal 2023 and including any amounts payable to covered employees under the Bonus Plan. The Company achieved performance of non-GAAP diluted EPS of \$14.85<sup>(1)</sup>, or an achievement at a Bonus Plan pool funding level of 114.7% of target pool funding. Based on the Company's strong performance, the Compensation Committee increased funding to 115% of target. Additional design details and results are provided beginning on page 39.

(1) A reconciliation of the GAAP to non-GAAP diluted earnings per share and the calculation of Return on Invested Capital may be found on pages 10 to 11 in [Exhibit 99.1](#) to our Form 8-K filed with the Securities and Exchange Commission on March 13, 2024, which is incorporated herein by reference.

Individual and Business Unit Bonus Objectives

Once the bonus pool has been funded based on EPS performance under the Bonus Plan, and once the threshold performance goal is achieved, which establishes the maximum potential bonus payable under the Bonus Plan to each NEO subject to the Compensation Committee’s discretion to reduce such amount, individual performance is assessed in order to determine the payout of bonuses from the pool. The Compensation Committee believes that the achievement of individual objectives is critical to the overall success of the Company and, as such, bonuses are paid, in part, to reflect individual achievement. For example, if an executive fails to fully meet some or all individual objectives, the executive’s bonus may be significantly reduced or even eliminated. Conversely, if the objectives are overachieved, awards may exceed the Bonus Plan’s pool funding level percentage and may be subject to less or no reduction from the maximum amount payable to the executive, based on our achievement of the threshold positive net cash flow goal described above.

The Compensation Committee decides the bonus amount, if any, for the Chief Executive Officer in an executive session in which the Chief Executive Officer is not present. In March 2024, the Compensation Committee reviewed the fiscal 2023 performance of each NEO, and considered the recommendations of the Chief Executive Officer for each of the NEOs other than herself. For fiscal 2023, the Compensation Committee approved the bonus payments in the table below under the Bonus Plan for each participating NEO, which were informed by the following factors:

- Achievement of established financial and operating objectives for the Company and each business unit; and
- A qualitative assessment of each executive’s leadership accomplishments in the fiscal year (noting that accomplishments that increase stockholder return or that significantly impact future stockholder return are significant factors in the assessment of individual performance) as outlined in the “Key Accomplishments” table below.

Named Executive Officer	Fiscal 2023 Bonus Amount*	Fiscal 2023 Bonus (as a Percentage of Target)
Laura Alber	\$8,000,000	250%
Jeff Howie	\$2,500,000	278%
Marta Benson	—	—
David King	\$1,400,000	207%
Karalyn Smith	\$1,400,000	215%

\* Reflects the Compensation Committee’s exercise of discretion to reduce the maximum potential amount payable to the executive under the Bonus Plan for fiscal 2023.

Named Executive	Key Accomplishments
Laura Alber	Ms. Alber’s leadership has been crucial to the Company’s strong financial performance during her tenure as Chief Executive Officer. Notably, fiscal 2023 saw \$14.55 GAAP EPS and \$14.85 non-GAAP EPS <sup>(1)</sup> , -9.9% comparable brand revenue, with a 2 year comp of -3.4% and a 4 year comp of +35.6% , a GAAP operating margin of 16.1% and a non-GAAP operating margin <sup>(1)</sup> of 16.4%, each of which exceeded external estimates. Additionally under Ms. Alber’s leadership, the Company saw TSR that significantly exceeded the S&P 400 Index on a three-year basis and profitability that has nearly doubled compared to before the pandemic. She also was instrumental in returning over \$3.8 billion to stockholders over the last six years through dividends and the Company’s stock repurchase program. Ms. Alber also led the Company’s ESG-related priorities by setting industry-leading goals that drive the Company’s sustainability goals, and demonstrate that sustainability helps supports a resilient operating model and delivers concrete business value. For example, the Company was the only home furnishings retailer included in the 2023 Dow Jones Sustainability North America Index and it was named one of Baron’s 100 most sustainable companies for 2024.

## [Table of Contents](#)

Named Executive	Key Accomplishments
Jeff Howie	Mr. Howie, our Chief Financial Officer, is responsible for Financial Planning & Analysis, Treasury, Investor Relations, Accounting, Tax, and Internal Audit. He also operationally oversees Business-to-Business, Real Estate and Store Development, Outlet Division, Corporate Inventory Management, and Corporate Facilities and Security. Mr. Howie helped to deliver strong earnings per share and operating margin results, both of which exceeded external estimates, and was instrumental in the Company's elevated Investor Relations strategy. He also oversaw the Company's capital allocation that generated a non-GAAP ROIC of 45.0%, which continues to be significantly above our peer group average. Additionally, Mr. Howie has facilitated continued growth in Business-to-Business against a challenging macroeconomic backdrop and oversaw the Company's retail optimization initiative improving the profitability of our retail fleet.
Marta Benson	Ms. Benson has been a key driver of market share growth for the company. She revitalized Pottery Barn, establishing it as a source for design inspiration, leading its digital transformation, and making it a leader in sustainable home retailing. Under her leadership, Pottery Barn's net revenues have increased 55%, from \$2 billion in 2017 to \$3.2 billion in 2023, accounting for nearly 50% of our total company growth. In fiscal 2023, Ms. Benson was promoted to CEO, Pottery Barn brands, continuing to oversee Pottery Barn and adding oversight of Pottery Barn Kids and Teen. Ms. Benson has helped build Pottery Barn's entrepreneurial culture and develop incremental initiatives to accelerate growth, including the launch of the Pottery Barn mobile shopping and design app, numerous collaborations in Pottery Barn Kids and Teen, and existing growth initiatives including: PB Accessible Home, Apartment, Marketplace, and Bath Renovation, each of which is contributing to material sales volume. During her tenure at the company, Ms. Benson also led the launch of Mark & Graham and was instrumental in the acquisition and development of Rejuvenation, two emerging brands that are expected to be long term growth drivers for our future.
David King	Mr. King has served as the company's General Counsel since 2011. In this role, he is responsible for overseeing the Company's corporate governance, litigation, intellectual property, employment, regulatory, marketing, contract, risk, business continuity, and loss prevention matters. He also manages the legal components of the company's global, strategic, business development, and ESG initiatives. Mr. King has reduced the Company's legal exposure, assisted with its global expansion, negotiated key contracts, and ensured compliance with regulations. His legal work supports the company's key differentiators — our in-house design, our digital-first but not digital-only channel strategy, and our values.
Karalyn Smith	Ms. Smith has served as the Company's Chief Talent Officer since 2019 and brings over 25 years of experience driving business transformations through talent and organizational strategy, including at other top retailers. In her role at the company, she focuses on organizational design, talent acquisition, employment branding and engagement, inclusion and belonging, culture shaping and total rewards.

(1) A reconciliation of the GAAP to non-GAAP diluted earnings per share and the calculation of Return on Invested Capital may be found on pages 10 to 11 in [Exhibit 99.1](#) to our Form 8-K filed with the Securities and Exchange Commission on March 13, 2024, which is incorporated herein by reference.

### *Long-Term Incentives*

The third component of the Company's compensation program is long-term equity compensation. The Compensation Committee believes that equity compensation awards encourage our executives to work toward the Company's long-term business and strategic objectives and to maximize long-term stockholder returns. In addition, the Compensation Committee believes that equity awards incentivize executives to remain with the Company. In determining the long-term incentive awards for fiscal 2023, the Compensation Committee considered the strong experience and individual performance of the executive team, the unvested value of equity awards remaining in fiscal 2023, and relevant market data.

In fiscal 2023, equity was granted to our NEOs in the form of PSUs and RSUs, other than Ms. Benson who received only RSUs and will be retiring in April 2024. PSUs were granted with variable payout based on achievement of three-year performance goals. The Compensation Committee believes that granting equity in the form of PSUs and

[Table of Contents](#)

RSUs drives strong performance, aligns each executive’s interests with those of stockholders, and provides an important and powerful retention tool.

Component	Weighting (CEO/NEOs)	Time Frame (Vesting)	Purpose	Performance Linkage
Performance-Based RSUs (PSUs)	57%/40%	3-year performance targets and cliff vesting	<ul style="list-style-type: none"> <li>Motivate achievement of the key indicators of Company success that best drive stockholder value</li> <li>Reward for attainment of long-term performance and stockholder value creation</li> <li>Attract and retain NEOs long-term</li> <li>Provide opportunity to build ownership in the Company</li> </ul>	<ul style="list-style-type: none"> <li>Weighted across scorecard of relevant financial metrics that are aligned with stockholder interests:                             <ul style="list-style-type: none"> <li>Revenue (3-year CAGR) (weighted 20%)</li> <li>EPS (3-year CAGR) (weighted 20%)</li> <li>Operating Cash Flow (3-year average) (weighted 30%)</li> <li>ROIC (3-year average) (weighted 30%)</li> </ul> </li> <li>Emphasis on stock price performance</li> </ul>
Time-Based RSUs	43%/60%	4-year pro-rated vesting <sup>(1)</sup>	<ul style="list-style-type: none"> <li>Attract and retain NEOs long-term</li> <li>Provide opportunity to build ownership in the Company</li> <li>Align interests with stockholders</li> </ul>	<ul style="list-style-type: none"> <li>Emphasis on stock price performance</li> </ul>

<sup>(1)</sup> Other than the award granted to Ms. Benson in January 2023 described on page 50.

PSUs earned are variable based on actual performance (subject to certain pre-established adjustments) relative to target, as follows:

Level	% of Target PSUs
Below Threshold.....	0%
Threshold.....	50%
Target.....	100%
Above Target.....	200%
Maximum (and above).....	300%

The Compensation Committee established the three-year performance goals for the PSUs by reference to historical Company performance, our fiscal 2023 budget, and our three-year earnings growth plan, which were presented to and reviewed by our Board. The PSU performance period will run from fiscal 2023 through fiscal 2025. We do not disclose the specific goals utilized until the completion of the performance period due to confidentiality and competitive concerns. We believe that the goals were set at challenging levels and are fully aligned with the rigorous expectations and long-term interests of our stockholders.

In determining the type and number of equity awards granted to each NEO, the Compensation Committee considered the recommendations of the Chief Executive Officer, which were based on:

- The executive’s performance and contribution to the profitability of the Company;
- The type and number of awards previously granted to each executive;
- The executive’s outstanding equity awards;
- The vesting schedule of the executive’s outstanding equity awards;
- The optimal mix between long-term incentive awards and other types of compensation, such as base salary and bonus;

## [Table of Contents](#)

- The relative value of awards offered by peer companies to executives in comparable positions; and
- Additional factors, including increased responsibilities, succession planning, and retention strategy.

The Compensation Committee believes that each factor influences the number of shares appropriate for each individual and that no one factor is determinative.

In determining the long-term incentive grant for the Chief Executive Officer, the Compensation Committee considered several factors, including the Company's performance, the assessment by the Compensation Committee of the Chief Executive Officer's performance, and peer market data.

Annual RSU and PSU equity grants approved by the Compensation Committee in March 2023, with an effective grant date of March 21, 2023, or January 31, 2023 in the case of Ms. Benson, were as follows:

Named Executive Officer	Target Equity Value <sup>(1)</sup>	Number of Restricted Stock Units	Number of Performance Stock Units (at Target)
Laura Alber	\$13,999,878	50,386	67,181
Jeff Howie	\$3,499,880	17,635	11,756
Marta Benson	\$9,999,924	77,148	—
David King	\$1,499,813	7,557	5,038
Karalyn Smith	\$1,249,983	7,348	3,149

<sup>(1)</sup> Please see Grants of Plan-Based Award Table on page 58 for accounting values.

On January 31, 2023, Ms. Benson was granted 77,148 time-based RSUs, which vested on April 1, 2024, subject to her continued service. This award was made in connection with Ms. Benson's promotion to the role of Chief Executive Officer, Pottery Barn Brands, which oversees Pottery Barn, Pottery Barn Kids, and Pottery Barn Teen and to assist us in developing an orderly and effective transition plan in connection with this newly developed role. In approving this equity grant, the Compensation Committee considered Ms. Benson's leadership and expertise, which included over a decade of experience revitalizing the heritage brand, establishing Pottery Barn as the source for design inspiration and leading our digital transformation, and the need for effective succession planning, which the Compensation Committee determined to be instrumental to the continued growth of the Pottery Barn Brands. On April 26, 2024, as part of an orderly and well-planned transition plan, Ms. Benson will retire and is succeeded by Monica Bhargava, serving as President of Pottery Barn.

### PSUs Granted in Fiscal 2021

In fiscal 2021, the Compensation Committee granted PSUs to Laura Alber, Jeff Howie, Marta Benson, David King, and Karalyn Smith. The PSU grants made in 2021 were subject to achievement of three-year performance, weighted equally across four relevant financial metrics: Revenue (3-year CAGR), EPS (3-year CAGR), Operating Cash Flow (3-year average), and ROIC (3-year average). These performance metrics covered fiscal 2021 through fiscal 2023 and were established in March 2021.

In March 2021, the Compensation Committee set three-year performance targets for the PSUs covering the fiscal years 2021-2023. Actual performance resulted in the vesting of 248% of the target number of PSUs.

## [Table of Contents](#)

PSU Metric	Goal (at Target)	Actual	Payout (% of Target)
Revenue Growth (3-Year CAGR)	5%	4.5%	92%
EPS (3-Year CAGR)	5%	19.1%	300%
Operating Cash Flow (3-Year Avg.)	\$700M	1,368M	300%
ROIC (3-Year Avg.)	23.5%	50.8%	300%
		TOTAL	248%

Each NEO's earned PSUs are set forth in the table below.

Named Executive Officer	Number of Performance Stock Units (at Target)	Number of Performance Stock Units Earned
Laura Alber	34,756	86,194
Jeff Howie	1,737	4,307
Marta Benson	7,530	18,674
David King	3,475	8,618
Karalyn Smith	1,737	4,307

### *Benefits Provided to Named Executive Officers*

Subject to certain limited exceptions, all the benefits offered to our NEOs are offered broadly to our full-time associates. For example, a limited number of Company executives are provided with reimbursement of financial consulting services up to \$12,000 annually. The Compensation Committee believes that providing this assistance is prudent given the complexity of these executives' compensation and financial arrangements and helps our NEOs maximize the compensation we pay to them. Further, in order to ensure Ms. Alber's safety and promote the efficient and effective use of her time while traveling, in March 2023 the Compensation Committee approved Ms. Alber's personal use of our corporate aircraft at our expense, to the extent that the unreimbursed incremental costs of such usage do not exceed \$100,000 per fiscal year. Incremental cost is calculated based on the variable costs to the Company, including fuel costs, mileage, certain maintenance costs, on-board catering, and certain other miscellaneous costs. In addition, certain of our long-tenured employees receive benefits under a car allowance program that we no longer offer to new employees. We maintain an Executive Deferred Compensation Plan that is available to all U.S. employees at the level of Vice President and above and provides an opportunity for individual retirement savings on a tax- and cost-effective basis. We do not offer any Company match to this benefit plan. We do not sponsor any additional supplemental executive retirement plans. Additionally, employees at the level of Director and above can participate in supplemental life insurance plans that offer enhanced benefits. We believe that these benefits allow our NEOs to concentrate on their responsibilities and our future success. The value of the benefits offered to each of the NEOs is detailed in the Other Annual Compensation from Summary Compensation Table on page 57.

### *Roles in Determining Executive Compensation*

#### *Role of Compensation Committee*

Each year, the Compensation Committee determines appropriate business targets for the fiscal year and evaluates executives' performance against those targets. As the Compensation Committee structures the executive compensation program, it considers the accounting and tax implications of each compensation element, as well as stockholder dilution from any equity awards. The Compensation Committee updates the Board regarding compensation decisions for executives and for the Chief Executive Officer, except for adjustments to the Chief Executive Officer's base salary, which are determined by the independent members of the Board. The Compensation Committee's role is further detailed in the Compensation Committee Charter, which is available on our website at [ir.williams-sonomaine.com/governance](http://ir.williams-sonomaine.com/governance).

In making pay decisions, the Compensation Committee reviews each executive's past and current compensation and analyzes:

- Each NEO’s achievement of established financial and operating objectives for that executive’s area of responsibility;
- The compensation opportunity for each NEO relative to the compensation opportunity disclosed by companies in our peer group for the officer’s corresponding position, for each compensation element;
- Internal positioning among the NEOs; and
- Whether value and vesting terms of outstanding long-term incentive awards are sufficient to provide an appropriate balance of short and long-term incentives, drive sustained performance, and provide potential for appropriate reward.

*Role of Our Chief Executive Officer and Management*

The Chief Executive Officer is present at Compensation Committee meetings (except when her own compensation is being discussed) and makes recommendations regarding the compensation program in general and each executive’s compensation specifically. Her recommendations are made in the context of peer group and other relevant data and are based on a quantitative analysis and comparison of each executive’s performance against fiscal year business and strategic objectives and her qualitative evaluation of each executive’s contributions to the Company’s long-term objectives. Further, she provides input on each executive’s respective responsibilities and growth potential, as well as each’s equity position and potential compensation payouts. Other members of management are also present at portions of Compensation Committee meetings to provide background information, as necessary.

*Role of Independent Compensation Committee Consultant*

For fiscal 2023, Pay Governance LLC was the independent executive compensation consultant for the Compensation Committee. Pay Governance LLC provides services only as directed by the Compensation Committee and has no other relationship with the Company. The Compensation Committee has reviewed its relationship with Pay Governance LLC and has identified no conflicts of interest.

In fiscal 2023, Pay Governance LLC attended Compensation Committee meetings and provided periodic updates on relevant compensation trends and developments. In addition, Pay Governance provided advice and analysis on topics such as Chief Executive Officer and Executive Officer compensation, Say on Pay, stockholder outreach, risk assessment of the executive compensation program, disclosure, equity utilization, and non-employee director compensation.

*Role of Market Data*

The Compensation Committee, the Chief Executive Officer, and management believe that knowledge of general market practices and the specific compensation practices of our peer group, listed on page 44, is important in assessing the design and competitiveness of our compensation package. When market data is reviewed, it is considered as a reference point, rather than a fixed policy, for compensation positioning and decision-making. We do not set compensation to meet specific benchmarks or percentiles. When target total direct compensation was set at the beginning of fiscal 2023, the Compensation Committee confirmed the resulting competitive positioning was appropriate for each executive given their individual experience, complexity of role, business unit performance, and the Company’s consistently strong operating performance and sustained revenue and earnings growth in recent years.

**Additional Information**

*Executive Stock Ownership Guidelines*

The Compensation Committee has established stock ownership guidelines for our NEOs. Executive stock ownership supports the Company’s primary objective of creating long-term value for stockholders by aligning the executives’ interests directly with those of the Company’s stockholders. Each executive is expected to maintain this minimum ownership while employed with us. The current guidelines for stock ownership are:

<b>Position</b>	<b>Ownership Guideline</b>
President and Chief Executive Officer	5x Base Salary
Other Named Executive Officers	2x Base Salary

The following equity holdings count toward the stock ownership guidelines: shares directly owned by the executive or his or her immediate family members; shares held in trust or any similar entity benefiting the executive or the executive's immediate family; and shares owned through the Williams-Sonoma, Inc. 401(k) Plan. Unexercised stock appreciation rights, vested but unexercised stock options, performance shares with incomplete performance periods, and unvested restricted stock units or other full-value awards do not count towards the stock ownership guidelines listed above. We do not currently grant stock appreciation rights or stock options to our NEOs.

Executives covered under the ownership guidelines are required to retain at least 50% of the net after-tax shares received as a result of the release of restricted stock units until the applicable ownership guideline has been achieved. As of April 2, 2024, all our NEOs meet or exceed the stock ownership guidelines or comply with the stock retention requirements for vested restricted stock units that are designed to bring the executive up to the applicable ownership level. Ms. Alber's personal wealth is tied to Company performance, and as of April 2, 2024, she held stock worth over 102x her base salary, well above the 5x guideline.

#### *Double-Trigger Change of Control Provisions*

Each of our NEOs is entitled to double-trigger change of control benefits under our 2012 EVP Level Management Retention Plan, other than our Chief Executive Officer, who is entitled to such benefits under an individual arrangement. None of our NEOs are provided with any type of "golden parachute" excise tax gross-up. We believe that our change of control arrangements are competitive compensation practices and meet the Company's objectives of:

- Enhancing our ability to retain these key executives as such arrangements are an important component of competitive compensation programs;
- Ensuring that our executives remain objective and fully dedicated to the Company's business and strategic objectives at a critical time;
- Facilitating a smooth transition should a change in control occur;
- Avoiding windfalls, which could occur if payments are made automatically as a result of the transaction; and
- Mitigating any potential employer liability and avoiding future disputes or litigation by requiring a departing executive to sign a release agreement acceptable to us as a condition to receiving such payments and benefits.

The Compensation Committee has considered the total potential cost of the change of control arrangements provided to our NEOs and has determined that such cost is reasonable and reflects the importance of the objectives described above.

Please see the section titled "Employment Contracts and Termination of Employment and Change-of-Control Arrangements—Management Retention Agreement" and the section titled "Employment Contracts and Termination of Employment and Change-of-Control Arrangements—Management Retention Plan," beginning on page 62, for more information.

#### *Severance Protection for the Chief Executive Officer*

As previously disclosed, we have entered into a severance arrangement with Ms. Alber providing for certain severance benefits in the event of the termination of her employment without cause or if she resigns for good reason, in each case, outside of the change in control context. Such severance benefits are conditioned, among other things, on her execution of a release agreement. The Compensation Committee implemented this arrangement to ensure that she remains focused on the Company's business and strategic objectives rather than potential personal economic exposure and given that Ms. Alber's departure in such circumstances is due, at least in part, to circumstances not within her control. The Compensation Committee has considered the total potential cost of her severance benefits and determined them to be reasonable.

Please see the section titled "Employment Contracts and Termination of Employment and Change-of-Control Arrangements—Amended and Restated Employment Agreement with Laura Alber," beginning on page 63, for more information.

*RSU and PSU Vesting Provisions Upon Death, Disability, or Retirement*

Additionally, consistent with the practice of many of our peers and to encourage our employees to remain employed with the Company through the date of the applicable vesting event, grants of RSUs, including the PSUs granted to our NEOs, provide for pro-rata vesting upon death or disability, and upon retirement, full vesting in the case of time-based RSUs and pro-rata vesting in the case of PSUs. Retirement is defined as leaving the Company at age 70 or later, with a minimum of 15 years of service. PSUs granted to our NEOs vest on a pro-rata basis subject to the achievement of the applicable performance goals in the event of death, disability, or retirement. Currently, none of our NEOs are retirement eligible.

Please see the section titled “Employment Contracts and Termination of Employment and Change-of-Control Arrangements—Amended and Restated Employment Agreement with Laura Alber,” beginning on page 63, for more information.

*Clawback Policy Following Financial Restatement*

The SEC and the NYSE recently adopted final rules implementing the incentive-based compensation recovery provisions of the Dodd-Frank Wall Street Reform and Consumer Protection Act, which require listed companies to develop and implement a policy providing for the recovery of erroneously awarded incentive-based compensation received by current or former executive officers.

In accordance with these final rules, in September 2023, the Board approved a Compensation Recovery Policy, which provides for recoupment of certain incentive compensation paid to current and former executive officers of the Company in the event of an accounting restatement of the Company’s financial statements.

*Prohibition of Insider Trading, Hedging and Pledging Company Stock*

Our Insider Trading Policy expressly bars hedging, derivative, or any other speculative transactions involving the Company’s stock by all officers, employees, and members of the Board, and any consultants, advisors, and contractors to the Company and its subsidiaries that the Company designates, as well as members of the immediate families and households of these persons. Such prohibited transactions include hedging or derivative transactions, such as “cashless” collars, forward contracts, equity swaps or other similar or related transactions, or any short sale, “sale against the box,” or any equivalent transaction involving the Company’s stock or the stock of certain business partners. We also prohibit such persons from pledging Company stock to secure a loan, or from purchasing company stock on margin. In addition, we prohibit such persons from purchasing or selling our securities while in possession of material, non-public information, or otherwise using such information for their personal benefit and maintain a quarterly black-out window where applicable individuals may not trade.

*Internal Revenue Code Section 162(m)*

While Section 162(m) of the Internal Revenue Code places a limit of \$1 million on the amount of compensation that we may deduct as a business expense in any year with respect to certain of our most highly paid executive officers, the Compensation Committee retains the discretion to award and pay compensation that is not deductible as it believes that it is in the best interests of our stockholders to maintain flexibility in our approach to executive compensation and to structure a program that we consider to be the most effective in attracting, motivating, and retaining key executives.

## Compensation Committee Report

The Compensation Committee has reviewed and discussed the Compensation Discussion and Analysis with management. Based on this review and discussion with management, the Compensation Committee has recommended to the Board of Directors that the Compensation Discussion and Analysis be included in this Proxy Statement and in the Company's Annual Report on Form 10-K for fiscal 2023.

### COMPENSATION COMMITTEE OF THE BOARD OF DIRECTORS

Scott Dahnke, Chair

William Ready

Frits van Paasschen

\* This report shall not be deemed to be (i) "soliciting material," (ii) "filed" with the SEC, (iii) subject to Regulations 14A or 14C of the Securities Exchange Act of 1934, as amended, or (iv) subject to the liabilities of Section 18 of the Securities Exchange Act of 1934, as amended, nor shall it be deemed incorporated by reference into any of our other filings under the Securities Exchange Act of 1934, as amended, or the Securities Act of 1933, as amended, except to the extent we specifically incorporate it by reference into such filing.

## Summary Compensation Table

This table sets forth certain annual and long-term compensation earned by or granted to our Named Executive Officers. For more information on the realized pay of our Named Executive Officers, please see “Overview of Chief Executive Officer Compensation for Fiscal 2023” on page 44, “Components of Our Compensation Program, 2023 Decisions, and the Decision-Making Process,” beginning on page 45, and “PSUs Granted in Fiscal 2021” on page 50.

Name and Principal Position	Fiscal Year	Salary (\$)(1)	Bonus (\$)	Stock Awards (\$)(2)(3)	Option Awards (\$)	Non-Equity Incentive Plan Compensation (\$)(4)	All Other Compensation (\$)(5)(6)	Total (\$)
Laura Alber	2023	\$1,600,000	—	\$13,999,878	—	\$8,000,000	\$96,662	\$23,696,540
Director, President, and Chief Executive Officer	2022	\$1,592,307	—	\$11,999,916	—	\$3,700,000	\$30,032	\$17,322,255
	2021	\$1,542,308	—	\$11,999,857	—	\$7,750,000	\$32,162	\$21,324,327
Jeff Howie	2023	\$900,000	—	\$3,499,880	—	\$2,500,000	\$20,730	\$6,920,610
Executive Vice President, Chief Financial Officer	2022	\$915,209	—	\$6,499,648	—	\$1,750,000	\$19,661	\$9,184,518
Marta Benson	2023	\$1,100,000	—	\$9,999,924	—	—	\$25,374	\$11,125,298
CEO and President, Pottery Barn Brands	2022	\$942,308	—	\$3,999,917	—	\$2,250,000	\$23,160	\$7,215,385
	2021	\$892,308	—	\$3,249,760	—	\$3,000,000	\$17,751	\$7,159,819
David King	2023	\$675,000	—	\$1,499,813	—	\$1,400,000	\$21,408	\$3,596,221
Executive Vice President, General Counsel	2022	\$669,615	—	\$1,999,877	—	\$700,000	\$18,846	\$3,388,338
Karalyn Smith	2023	\$650,000	—	\$1,249,983	—	\$1,400,000	\$12,150	\$3,312,133
Executive Vice President, Chief Talent Officer								

- (1) Variances in the salary column versus annual base salary rate are a result of the timing of paychecks issued in a given fiscal year.
- (2) Represents the grant date fair value of performance stock unit and restricted stock unit awards granted in fiscal 2023, fiscal 2022 and fiscal 2021, as calculated in accordance with FASB ASC Topic 718 by multiplying the closing price of our stock on the trading day prior to the grant date of the awards (as determined in accordance with FASB ASC Topic 718) by the number of units granted. The number of restricted stock units and performance stock unit awards granted is determined by dividing the total monetary value of each award by the closing price of our common stock on the trading day prior to the grant date, rounding down to the nearest whole share.
- (3) The amounts in the stock awards column include the fair market value of performance stock unit awards assuming probable achievement of the performance goal at target levels resulting in the following fair market values for the performance stock unit awards: Ms. Alber – \$7,999,913 (fiscal 2023), \$5,999,958 (fiscal 2022), and \$5,999,928 (fiscal 2021); Mr. Howie - \$1,399,904 (fiscal 2023) and \$2,299,837 (fiscal 2022); Ms. Benson – \$1,599,934 (fiscal 2022) and \$1,299,904 (fiscal 2021); Mr. King – \$599,925 (fiscal 2023) and \$599,914 (fiscal 2022) and Ms. Smith – \$374,983 (fiscal 2023). Assuming maximum achievement of the performance goal, the fair market value of those performance stock units would be: Ms. Alber – \$23,999,740 (fiscal 2023), \$17,999,874 (fiscal 2022), \$17,999,785 (fiscal 2021); Mr. Howie – \$4,199,713 (fiscal 2023) and \$6,899,510 (fiscal 2022); Ms. Benson – \$4,799,802 (fiscal 2022), and \$3,899,712 (fiscal 2021); Mr. King – \$1,799,775 (fiscal 2023) and \$1,799,741 (fiscal 2022); and Ms. Smith – \$1,124,949 (fiscal 2023).
- (4) Represents amounts earned under the Company’s 2021 Incentive Bonus Plan for fiscal 2023, fiscal 2022 and fiscal 2021.
- (5) Details are provided in the Other Annual Compensation from Summary Compensation Table below.
- (6) Excludes dividend equivalent payments, which were previously factored into the grant date fair value of disclosed equity awards.

## Other Annual Compensation from Summary Compensation Table

This table sets forth the compensation and benefits included under “All Other Compensation” in the Summary Compensation Table above.

	Fiscal Year	Life Insurance Premiums\$(1)	Matching Contribution to the 401(k) Plan\$(2)	Car Allowance(\$)	Executive Financial Services(\$)	Personal Aircraft Usage\$(3)	Total(\$)
Laura Alber	2023	\$8,262	\$9,900	\$6,000	\$12,000	\$60,500	\$96,662(3)
	2022	\$5,382	\$9,150	\$6,000	\$9,500	—	\$30,032(4)
	2021	\$5,382	\$8,700	\$6,000	\$12,000	—	\$32,162(5)
Jeff Howie	2023	\$4,830	\$9,900	\$6,000	—	—	\$20,730
	2022	\$4,511	\$9,150	\$6,000	—	—	\$19,661
Marta Benson	2023	\$15,474	\$9,900	—	—	—	\$25,374
	2022	\$14,010	\$9,150	—	—	—	\$23,160
	2021	\$8,971	\$8,700	—	—	—	\$17,751(5)
David King	2023	\$5,508	\$9,900	\$6,000	—	—	\$21,408
	2022	\$3,696	\$9,150	\$6,000	—	—	\$18,846
Karalyn Smith	2023	\$2,250	\$9,900	—	—	—	\$12,150

(1) Premiums paid by us for term life insurance in excess of \$50,000 for each fiscal year.

(2) Represents company matching contributions under our 401(k) plan. Similar to our other full-time employees, Named Executive Officers are eligible to participate in our 401(k) plan and received matching contributions from the Company of up to \$9,900 during calendar year 2023, \$9,150 during calendar year 2022, and \$8,700 during calendar 2021.

(3) In fiscal 2023, Ms. Alber was permitted to use our corporate aircraft for personal purposes at the Company’s expense, to the extent that the unreimbursed incremental costs of such usage do not exceed \$100,000 per fiscal year. Amount represents such costs to the Company for personal flights taken by Ms. Alber. Incremental cost is calculated based on the variable costs to the Company, including fuel costs, mileage, certain maintenance costs, on-board catering, landing/ramp fees and certain other miscellaneous costs.

(4) In fiscal 2022, Ms. Alber was permitted to use the corporate aircraft for personal purposes and has fully reimbursed the Company for the incremental cost of any flights taken.

(5) Includes a \$80 Work from Home Stipend paid in fiscal 2021.

## Grants of Plan-Based Awards

This table sets forth certain information regarding all grants of plan-based awards made to the Named Executive Officers during fiscal 2023.

	Grant Date(1)	Compensation Committee Approval Date	Estimated Future Payouts Under Non-Equity Incentive Plan Awards			Estimated Future Payouts Under Equity Incentive Plan Awards			All Other Stock Awards: Number of Shares of Stock or Units (#)	Grant Date Fair Value of Stock and Option Awards (\$) (4)
			Threshold (\$)	Target \$(2)(3)	Maximum \$(3)	Threshold (#)	Target (#)	Maximum (#)		
Laura Alber			—	\$3,200,000	\$10,000,000	—	—	—	—	
	3/21/2023	3/21/2023(5)	—	—	—	—	—	—	\$5,999,965	
	3/21/2023	3/21/2023(6)	—	—	—	33,590	67,181	201,543	\$7,999,913	
Jeff Howie			—	\$900,000	\$10,000,000	—	—	—	—	
	3/21/2023	3/21/2023(5)	—	—	—	—	—	—	\$2,099,976	
	3/21/2023	3/21/2023(6)	—	—	—	5,878	11,756	35,268	\$1,399,904	
Marta Benson			—	\$1,100,000	\$10,000,000	—	—	—	—	
	1/31/2023	1/31/2023(5)	—	—	—	—	—	—	\$9,999,924	
David King			—	\$675,000	\$10,000,000	—	—	—	—	
	3/21/2023	3/21/2023(5)	—	—	—	—	—	—	\$899,888	
	3/21/2023	3/21/2023(6)	—	—	—	2,519	5,038	15,114	\$599,925	
Karalyn Smith			—	\$650,000	\$10,000,000	—	—	—	—	
	3/21/2023	3/21/2023(5)	—	—	—	—	—	—	\$875,000	
	3/21/2023	3/21/2023(6)	—	—	—	1,574	3,149	9,447	\$374,983	

- (1) The approval date represents the date that the Compensation Committee approved the stock award. The grant date represents the grant date of the stock awards as determined in accordance with FASB ASC 718, which is the same date that the Compensation Committee determined that the stock award grants would become effective.
- (2) Target potential payment for each eligible executive pursuant to our established incentive targets.
- (3) The Compensation Committee established a threshold performance goal that needed to be satisfied in order for payments under our stockholder-approved 2021 Incentive Bonus Plan to be earned. For fiscal 2023, the Compensation Committee established the threshold performance goal for the 2021 Incentive Bonus Plan as positive net cash flow provided by operating activities as set forth in the Company's consolidated statements of cash flows. The Compensation Committee also set a secondary performance goal to guide its use of discretion in determining whether to reduce bonus amounts from the maximum shown in the table above; the Compensation Committee typically expects to pay bonuses at target levels if the secondary performance goal is met at target. For fiscal 2023, the Compensation Committee set the secondary performance goal as a diluted earnings per share target of \$14.60 (excluding extraordinary non-recurring charges from GAAP EPS for fiscal 2023, including any amounts payable to covered employees under the 2021 Incentive Bonus Plan). As further described in the section entitled "Components of our Compensation Program, 2023 Decisions and the Decision-Making Process—Annual Cash Bonus" in the Compensation Discussion and Analysis on page 45, the 2021 Incentive Bonus Plan's threshold performance goal was achieved and the secondary performance goal was achieved between target and maximum levels, and the Compensation Committee elected to apply its discretion in determining to reduce the actual amount to be paid to the Named Executive Officers under the 2021 Incentive Bonus Plan below the maximum potential payment shown in the table above.
- (4) Represents the grant date fair value of awards granted in fiscal 2023, as calculated in accordance with FASB ASC Topic 718 by multiplying the closing price of our stock on the trading day prior to the grant date of the awards (as determined in accordance with FASB ASC Topic 718) by the number of units granted.
- (5) Grants of restricted stock units. See the section entitled "Components of our Compensation Program, 2023 Decisions, and the Decision-Making Process—Long-Term Incentives" in the Compensation Discussion and Analysis beginning on page 48 and the footnotes to the "Outstanding Equity Awards at Fiscal Year-End" table beginning on page 59 for more information regarding these grants.
- (6) Grants of performance stock units. See the section entitled "Components of our Compensation Program, 2023 Decisions, and the Decision-Making Process—Long-Term Incentives" in the Compensation Discussion and Analysis beginning on page 48 and the footnotes to the "Outstanding Equity Awards at Fiscal Year-End" table beginning on page 59 for more information regarding these grants.

## Outstanding Equity Awards at Fiscal Year-End

The following tables set forth information regarding equity awards held by our Named Executive Officers on January 28, 2024.

Name	Number of Shares or Units of Stock that have not Vested (#)	Market Value of Shares or Units of Stock that have not Vested (\$)(1)	Equity Incentive Plan Awards: Number of Unearned Shares, Units or Other Rights that have not Vested (#)	Equity Incentive Plan Awards: Market or Payout Value of Unearned Shares, Units or Other Rights that have not Vested (\$)(4)(1)
Laura Alber	50,386(2)	\$10,508,000	—	—
	—	—	134,362(3)	\$28,021,195
	27,409(4)	\$5,716,147	—	—
	—	—	63,953(5)	\$13,337,398
	17,378(6)	\$3,624,182	—	—
	86,194(7)	\$17,975,759	—	—
Jeff Howie	30,457(8)	\$6,351,807	—	—
	17,635(2)	\$3,677,779	—	—
	—	—	23,512(3)	\$4,903,428
	10,476(9)	\$2,184,770	—	—
	—	—	16,296(10)	\$3,398,531
	9,593(4)	\$2,000,620	—	—
	—	—	9,591(5)	\$2,000,203
	2,027(6)	\$422,731	—	—
	4,307(7)	\$898,225	—	—
	3,136(11)	\$654,013	—	—
3,046(8)	\$635,243	—	—	
Marta Benson	77,148(12)	\$16,089,215	—	—
	10,964(4)	\$2,286,542	—	—
	—	—	17,053(5)	\$3,556,403
	5,648(6)	\$1,177,890	—	—
	18,674(7)	\$3,894,463	—	—
	10,660(8)	\$2,223,143	—	—
David King	7,557(2)	\$1,576,012	—	—
	—	—	10,076(3)	\$2,101,350
	6,396(4)	\$1,333,886	—	—
	—	—	6,394(5)	\$1,333,469
	4,055(6)	\$845,670	—	—
	8,618(7)	\$1,797,284	—	—
Karalyn Smith	8,122(8)	\$1,693,843	—	—
	7,348(2)	\$1,532,425	—	—
	—	—	6,298(3)	\$1,313,448
	3,997(4)	\$833,574	—	—
	—	—	3,997(5)	\$833,574
	2,027(6)	\$422,731	—	—
4,307(7)	\$898,225	—	—	
3,046(8)	\$635,243	—	—	

## [Table of Contents](#)

- (1) Based on a stock price of \$208.55, the closing price of our common stock on January 26, 2024, the last business day of fiscal 2023.
- (2) Represents restricted stock units granted on March 21, 2023. The restricted stock units vest as follows: (i) 25% of the units vested on March 21, 2024; (ii) 25% of the units vest on March 21, 2025; (iii) 25% of the units vest on March 21, 2026; and (iv) 25% of the units vest on March 21, 2027, each subject to continued service. In addition, upon vesting, the executive receives a cash payment equal to dividends declared between the grant date and the vesting date.
- (3) Represents performance stock units granted on March 21, 2023. The grant date for these purposes is the date that the Compensation Committee approved the grant of the performance stock units. The performance stock units vest on March 21, 2026, subject to continued service and achievement of performance criteria. As required under the SEC rules, the shares above reflect a hypothetical target payout of 100% based on performance trending through the end of fiscal 2023. Actual amounts paid may be lower and will not be determined until the completion of the performance period. This award has a potential payout range of 0% for below threshold performance to 300% for maximum performance depending on the extent to which the performance criteria are achieved. In addition, upon vesting, the executive receives a cash payment equal to dividends declared between the grant date and the vesting date.
- (4) Represents restricted stock units granted on March 21, 2022. The restricted stock units vest as follows: (i) 25% of the units vested on March 21, 2023; (ii) 25% of the units vest on March 21, 2024; (iii) 25% of the units vest on March 21, 2025; and (iv) 25% of the units vest on March 21, 2026, each subject to continued service. In addition, upon vesting, the executive receives a cash payment equal to dividends declared between the grant date and the vesting date.
- (5) Represents performance stock units granted on March 21, 2022. The grant date for these purposes is the date that the Compensation Committee approved the grant of the performance stock units. The performance stock units vest on March 21, 2025, subject to continued service and achievement of performance criteria. As required under the SEC rules, the shares above reflect a hypothetical target payout of 100% based on performance trending through the end of fiscal 2023. Actual amounts paid may be lower and will not be determined until the completion of the performance period. This award has a potential payout range of 0% for below threshold performance to 300% for maximum performance depending on the extent to which the performance criteria are achieved. In addition, upon vesting, the executive receives a cash payment equal to dividends declared between the grant date and the vesting date.
- (6) Represents restricted stock units granted on April 15, 2021. The restricted stock units vest as follows: (i) 25% of the units vested on April 15, 2022; (ii) 25% of the units vest on April 15, 2023; (iii) 25% of the units vest on April 15, 2024; and (iv) 25% of the units vest on April 15, 2025, each subject to continued service. In addition, upon vesting, the executive receives a cash payment equal to dividends declared between the grant date and the vesting date.
- (7) Represents performance stock units granted on April 15, 2021. The performance stock units will vest on April 15, 2024, subject to continued service. The shares above reflect a payout of 248% based on actual achievement of the performance criteria. See the section entitled “Components of our Compensation Program, 2022 Decisions, and the Decision-Making Process—PSUs Granted in Fiscal 2021” in the Compensation Discussion and Analysis beginning on page 53 for more information regarding the achievement of the performance criteria. In addition, upon vesting, the executive will receive a cash payment equal to dividends declared between the grant date and the vesting date.
- (8) Represents restricted stock units granted on April 16, 2020. The restricted stock units vest as follows: (i) 25% of the units vested on April 16, 2021; (ii) 25% of the units vest on April 16, 2022; (iii) 25% of the units vest on April 16, 2023; and (iv) 25% of the units vest on April 16, 2024, each subject to continued service. In addition, upon vesting, the executive receives a cash payment equal to dividends declared between the grant date and the vesting date.
- (9) Represents restricted stock units granted on September 12, 2022. The restricted stock units vest as follows: (i) 25% of the units vested on September 12, 2023; (ii) 25% of the units vested on September 12, 2024; (iii) 25% of the units vest on September 12, 2025; and (iv) 25% of the units vest on September 12, 2026, each subject to continued service. In addition, upon vesting, the executive receives a cash payment equal to dividends declared between the grant date and the vesting date.
- (10) Represents performance stock units granted on September 12, 2022. The performance stock units vest on March 21, 2025, subject to continued service and achievement of performance criteria. As required under the SEC rules, the shares above reflect a hypothetical target payout of 100% based on performance trending through the end of fiscal 2023. Actual amounts paid may be lower and will not be determined until the completion of the performance period. This award has a potential payout range of 0% for below threshold performance to 300% for maximum performance depending on the extent to which the performance criteria are achieved. In addition, upon vesting, the executive receives a cash payment equal to dividends declared between the grant date and the vesting date.
- (11) Represents restricted stock units granted on February 23, 2021. The restricted stock units vest as follows: (i) 25% of the units vested on February 23, 2022; (ii) 25% of the units vested on February 23, 2023; (iii) 25% of the units vest on February 23, 2024; and (iv) 25% of the units vest on February 23, 2025, each subject to continued service. In addition, upon vesting, the executive receives a cash payment equal to dividends declared between the grant date and the vesting date.
- (12) Represents restricted stock units granted on January 31, 2023. The restricted stock units vest on April 1, 2024, subject to continued service. In addition, upon vesting, the executive receives a cash payment equal to dividends declared between the grant date and the vesting date.

## Option Exercises and Stock Vested

The following table sets forth information regarding the vesting of restricted stock unit awards held by our Named Executive Officers during fiscal 2023.

Name	Number of Shares Acquired on Vesting (#)	Value Realized on Vesting (\$) (1)
Laura Alber	317,969	\$37,684,401
Jeff Howie	17,403	\$2,166,471
Marta Benson	61,279	\$7,263,940
David King	33,729	\$3,998,379
Karalyn Smith	13,210	\$1,699,794

(1) The value realized upon vesting is calculated as the closing price of our stock on the trading day prior to the vesting date multiplied by the number of units vested.

## Pension Benefits

None of our Named Executive Officers received any pension benefits during fiscal 2023.

## Nonqualified Deferred Compensation

The following table reflects amounts deferred under the Executive Deferred Compensation Plan by our Named Executive Officers Plan.

Name	Executive Contributions in Fiscal 2023 (1)	Registrant Contributions in Fiscal 2023	Aggregate Earnings (Loss) in Fiscal 2023 (2)	Aggregate Withdrawals/Distributions	Aggregate Balance at January 28, 2024 (3)
Laura Alber	—	—	—	—	—
Jeff Howie	\$680,000	—	\$359,572	—	\$3,630,722
Marta Benson	—	—	\$62,499	\$249,166	\$1,078,609
David King	—	—	—	—	—
Karalyn Smith	—	—	—	—	—

(1) These amounts represent executive contributions attributable to fiscal 2023, and are included in the Summary Compensation Table for fiscal 2023 in the salary and bonus columns.

(2) None of the earnings in this column are included in the Summary Compensation Table for fiscal year 2023 because they were not preferential or above market.

(3) Balance at last fiscal year end includes the following amounts reported as compensation to the NEOs in the Summary Compensation Table for fiscal years prior to fiscal year 2023: Mr. Howie, \$515,846 and Ms. Benson, \$1,078,609.

Participation in the Executive Deferred Compensation Plan is limited to a group of select management and highly compensated employees. In fiscal 2023, participants were able to defer up to 75% of their base salary and up to 100% of their bonus, net of applicable employment and withholding taxes and subject to a minimum deferral requirement (5% of salary). Participant accounts are not put aside in trust or any other funding vehicle, and the obligations of the Company to pay are an unsecured promise to pay in the future. Although no investments are held in the plan, participant accounts track investment funds chosen by the participant from a specified list, and accounts are adjusted for earnings that the investments would have accrued had the investment fund been held by such participant accounts. Accounts are generally distributed at termination of employment, although a participant can make an election at the time of deferral to have the distribution occur at an earlier or later date. A choice of quarterly installments over 5, 10, 15 or 20 years, or a single lump sum, is available for terminations due to retirement or disability, as defined in the plan, if the account is over \$15,000. All other distributions are paid as a single lump sum. The commencement of payments can be postponed, subject to advance election and minimum deferral requirements. At death, the plan may provide a death benefit funded by a life insurance policy, in addition to payment of the participant's account.

## **Employment Contracts and Termination of Employment and Change-of-Control Arrangements**

### ***Management Retention Agreement***

We entered into an amended and restated management retention agreement with Laura Alber on September 6, 2012. The management retention agreement restates substantially all of the material terms of the prior agreement, with the exception of extending the term of the agreement through September 7, 2033. All other terms are substantially the same as the EVP Retention Plan, as described below.

### ***Management Retention Plan***

Effective as of March 24, 2022, we amended and restated the 2012 EVP Level Management Retention Plan, or the EVP Retention Plan. The EVP Retention Plan restates all of the material terms of the prior 2012 EVP Level Management Retention Plan. Each of Mr. Howie, Ms. Benson, Mr. King, and Ms. Smith are subject to the EVP Retention Plan. The EVP Retention Plan will remain in effect through March 23, 2025, unless earlier terminated by the Company in accordance with the plan.

If within 18 months following a change of control, an executive's employment is terminated by us without "cause," or by the executive for "good reason," then (i) 100% of such executive's outstanding equity awards, including full value awards, with performance-based vesting where the payout is a set number or zero depending on whether the performance metric is obtained, will immediately become fully vested, except that if a full value award has performance-based vesting and the performance period has not been completed and the number of shares that can be earned is variable based on the performance level, a pro-rata portion of such executive's outstanding equity awards will immediately become fully vested at the target performance level, and (ii) in lieu of continued employment benefits (other than as required by law), such executive will be entitled to receive payments of \$3,000 per month for 12 months.

In addition, if, within 18 months following a change of control, the executive's employment is terminated by us without "cause," or by the executive for "good reason," such executive will be entitled to receive (i) severance equal to 200% of such executive's base salary as in effect immediately prior to the change of control or such executive's termination, whichever is greater, with such severance to be paid over 24 months, and (ii) 200% of the average annual bonus received by such executive in the last 36 months prior to the termination, with such severance to be paid over 24 months.

Each executive's receipt of the severance benefits discussed above is contingent on such executive signing and not revoking a release of claims against us, such executive's continued compliance with our Code of Business Conduct and Ethics (including its provisions relating to confidential information and non-solicitation), such executive not accepting employment with one of our competitors, and such executive's continued non-disparagement of us. In the event that the severance payments and other benefits payable to an executive under a retention agreement constitute a "parachute payment" under Section 280G of the U.S. tax code and would be subject to the applicable excise tax, then the executive's severance payments and other benefits will be either (i) delivered in full or (ii) delivered to a lesser extent such that no portion of the benefits are subject to the excise tax, whichever results in the receipt by such executive on an after-tax basis of the greatest amount of benefits (such provision, a "better after-tax" provision).

For purposes of the EVP Retention Plan, "cause" means: (i) an act of dishonesty made by the executive in connection with his or her responsibilities as an employee; (ii) the executive's conviction of, or plea of nolo contendere to, a felony or any crime involving fraud, embezzlement or any other act of moral turpitude; (iii) the executive's gross misconduct; (iv) the executive's unauthorized use or disclosure of any proprietary information or trade secrets of the Company or any other party to whom the executive owes an obligation of nondisclosure as a result of the executive's relationship with the Company; (v) the executive's willful breach of any obligations under any written agreement or covenant with the Company or breach of the Company's Code of Business Conduct and Ethics; or (vi) the executive's continued failure to perform his or her employment duties after he or she has received a written demand of performance which specifically sets forth the factual basis for the belief that the executive has not substantially performed his or her duties and has failed to cure such non-performance within 30 days after receiving such notice.

For purposes of the EVP Retention Plan, "change of control" means the occurrence of any of the following events: (i) a change in the ownership of the Company which occurs on the date that any one person, or more than one person

acting as a group (“Person”), acquires ownership of the stock of the Company that, together with the stock held by such Person, constitutes more than 50% of the total voting power of the stock of the Company; provided, however, that for purposes of this subsection (i), the acquisition of additional stock by any one Person, who is considered to own more than 50% of the total voting power of the stock of the Company will not be considered a change of control; or (ii) a change in the effective control of the Company which occurs on the date that a majority of members of the Board of Directors is replaced during any 12-month period by directors whose appointment or election is not endorsed by a majority of the members of the Board of Directors prior to the date of the appointment or election; provided, however, that for purposes of this subsection (ii), if any Person is considered to effectively control the Company, the acquisition of additional control of the Company by the same Person will not be considered a change of control; or (iii) a change in the ownership of a substantial portion of the Company’s assets which occurs on the date that any Person acquires (or has acquired during the 12-month period ending on the date of the most recent acquisition by such person or persons) assets from the Company that have a total gross fair market value equal to or more than 50% of the total gross fair market value of all of the assets of the Company immediately prior to such acquisition or acquisitions; provided, however, that for purposes of this subsection (iii), the following will not constitute a change in the ownership of a substantial portion of the Company’s assets: (A) a transfer to an entity that is controlled by the Company’s stockholders immediately after the transfer, or (B) a transfer of assets by the Company to: (1) a stockholder of the Company (immediately before the asset transfer) in exchange for or with respect to the Company’s stock, (2) an entity, 50% or more of the total value or voting power of which is owned, directly or indirectly, by the Company, (3) a Person that owns, directly or indirectly, 50% or more of the total value or voting power of all the outstanding stock of the Company, or (4) an entity, at least 50% of the total value or voting power of which is owned, directly or indirectly, by a Person. For purposes of this subsection (iii), gross fair market value means the value of the assets of the Company, or the value of the assets being disposed of, determined without regard to any liabilities associated with such assets. For purposes of this definition, persons will be considered to be acting as a group if they are owners of a corporation that enters into a merger, consolidation, purchase or acquisition of stock, or similar business transaction with the Company. Notwithstanding the foregoing, a transaction shall not be deemed a change of control unless the transaction qualifies as a change in the ownership of the Company, change in the effective control of the Company or a change in the ownership of a substantial portion of the Company’s assets, each within the meaning of Section 409A.

For purposes of the EVP Retention Plan, “good reason” means, without the executive’s consent, (i) a material reduction in his or her annual base salary (except pursuant to a reduction generally applicable to senior executives of the Company), (ii) a material diminution of his or her authority, duties or responsibilities, (iii) the executive ceasing to report directly to a specified individual or the Board of the Company or the entity holding all or substantially all of the Company’s assets following a change of control, or (iv) relocation of the executive to a location more than 50 miles from the Company’s San Francisco, California main office location. In addition, upon any such voluntary termination for good reason, the executive must provide written notice to the Company of the existence of one or more of the above conditions within 90 days of its initial existence, and the Company must be provided with at least 30 days from the receipt of the notice to remedy the condition.

#### ***Amended and Restated Employment Agreement with Laura Alber***

We entered into an amended and restated employment agreement with Laura Alber, effective as of September 6, 2012, which amended and restated the prior agreement entered into with Ms. Alber, effective May 26, 2010. The employment agreement restates substantially all of the material terms of the prior agreement, with the exception of extending the term of the agreement through September 7, 2033 and referencing Ms. Alber’s then current base salary of \$1,300,000. If we terminate Ms. Alber’s employment without “cause,” if she terminates her employment with us for “good reason,” or if her employment is terminated due to her death or “disability,” she will be entitled to receive (i) severance equal to 24 months of her base salary to be paid over 24 months, (ii) a lump sum payment equal to 200% of the average annual bonus received by her in the last 36 months prior to the termination, (iii) in lieu of continued employment benefits (other than as required by law), payments of \$3,000 per month for 18 months, and (iv) accelerated vesting of her then-outstanding equity awards that vest solely based upon Ms. Alber’s continued service by up to an additional 18 months’ of vesting credit, and if the awards were subject to cliff-vesting of more than one year, the cliff-vesting provision will be lifted and vesting credit given as if the award had been subject to monthly vesting, and equity awards subject to performance-based vesting will remain outstanding through the date upon which the achievement of the applicable performance milestones are certified with such awards paid out, subject to the attainment of the applicable performance milestones, to the same extent and at the same time as if Ms. Alber had remained employed through the 18-month anniversary of her termination date. Ms. Alber’s receipt of the severance benefits discussed above is contingent on her signing and not revoking a release of claims against us,

## [Table of Contents](#)

her continued compliance with our Code of Business Conduct and Ethics (including its provisions relating to confidential information and non-solicitation), her not accepting employment with one of our competitors, and her continued non-disparagement of us.

For purposes of the employment agreement with Ms. Alber, “cause” is defined as (i) an act of dishonesty made by her in connection with her responsibilities as an employee, (ii) Ms. Alber’s conviction of or plea of nolo contendere to, a felony or any crime involving fraud, embezzlement or any other act of moral turpitude, (iii) Ms. Alber’s gross misconduct, (iv) Ms. Alber’s unauthorized use or disclosure of any proprietary information or trade secrets of the Company or any other party to whom she owes an obligation of nondisclosure as a result of her relationship with the Company, (v) Ms. Alber’s willful breach of any obligations under any written agreement or covenant with the Company or breach of the Company’s Code of Business Conduct and Ethics, or (vi) Ms. Alber’s continued failure to perform her employment duties after she has received a written demand of performance from the Board which specifically sets forth the factual basis for the Board’s belief that she has not substantially performed her duties and has failed to cure such non-performance to the Company’s satisfaction within 30 days after receiving such notice.

For purposes of the employment agreement with Ms. Alber, “disability” means Ms. Alber (i) is unable to engage in any substantial gainful activity by reason of any medically determinable physical or mental impairment which can be expected to result in death or can be expected to last for a continuous period of not less than 12 months, or (ii) is, by reason of any medically determinable physical or mental impairment which can be expected to last for a continuous period of not less than 12 months, receiving income replacement benefits for a period of not less than 3 months under an accident and health plan covering Company employees.

For purposes of the employment agreement with Ms. Alber, “good reason” is defined as, without Ms. Alber’s consent, (i) a reduction in her base salary (except pursuant to a reduction generally applicable to senior executives of the Company), (ii) a material diminution of her authority or responsibilities, (iii) a reduction of Ms. Alber’s title, (iv) Ms. Alber ceasing to report directly to the Board of Directors, or (v) the Board of Directors failing to re-nominate Ms. Alber for Board membership when her Board term expires while she is employed by the Company. In addition, upon any such voluntary termination for good reason, Ms. Alber must provide written notice to the Company of the existence of one or more of the above conditions within 90 days of its initial existence and the Company must be provided with at least 30 days to remedy the condition.

The following table describes the payments and/or benefits which would have been owed by us to Ms. Alber as of January 28, 2024 if her employment had been terminated in various situations, without taking into account the “better after-tax” provision or applicable taxes.

Compensation and Benefits	Termination Without Cause or for Good Reason (No Change-of-Control)	Termination Without Cause or for Good Reason (Change-of-Control)	Death/Disability
Base Salary(1)	\$3,200,000	\$3,200,000	\$3,200,000(2)
Bonus Payment(3)	\$11,133,333	\$11,133,333	\$11,133,333(2)
Equity Awards(4)(5)	\$49,970,666(6)	\$55,080,558(7)	\$49,970,666(6)
Health Care Benefits(8)	\$54,000	\$36,000	\$54,000

(1) Represents 200%, or 24 months, of Ms. Alber’s base salary as of January 28, 2024.

(2) Will be reduced by the amount of any payments Ms. Alber receives through Company-paid insurance policies.

(3) Represents 200% of the average annual bonus received by Ms. Alber in the 36-month period prior to January 28, 2024.

(4) Value is based on a stock price of \$208.55, the closing price of our common stock on January 26, 2024, the last business day of fiscal 2023.

(5) For illustrative purposes only, performance stock units are estimated at target.

(6) Represents the sum of (i) \$24,203,896 for acceleration of vesting of 116,058 restricted stock units and (ii) \$25,766,770 for acceleration of vesting of 123,552 performance stock units.

(7) Represents the sum of (i) \$26,200,137 for acceleration of vesting of 125,630 restricted stock units and (ii) \$28,880,421 for acceleration of vesting of 138,482 performance stock units.

(8) Based on a monthly payment of \$3,000 to be paid by the Company for 18 months or 12 months, as applicable, in lieu of continued employment benefits.

### All Other Named Executive Officers

Except as described above in connection with a termination following a change of control of the Company, the other Named Executive Officers are generally not entitled to severance benefits in connection with their termination for good reason or involuntary termination. The following table describes the payments and/or benefits which would have been owed by us to the Named Executive Officers as of January 28, 2024 under the EVP Retention Plan if, within 18 months following a change of control of the Company, the executive's employment was terminated by us without cause, or by the executive for good reason, without taking into account the "better after-tax" provision or applicable taxes.

Name	Potential Double-Trigger Change in Control Benefits			
	Base Salary(1)	Bonus Payment(2)	Equity Awards(3)	Health Care Benefits(4)
Jeff Howie	\$1,800,000	\$3,466,667	\$15,474,201(5)	\$36,000
Marta Benson	\$2,200,000	\$4,833,333	\$25,379,492(6)	\$36,000
David King	\$1,350,000	\$2,150,000	\$7,986,839(7)	\$36,000
Karalyn Smith	\$1,300,000	\$1,766,667	\$4,919,277(8)	\$36,000

(1) Represents 200% of each Named Executive Officer's base salary as of January 28, 2024.

(2) Represents 200% of the average annual bonus received by each Named Executive Officer in the 36-month period prior to January 28, 2024.

(3) Value is based on a stock price of \$208.55, the closing price of our common stock on January 26, 2024, the last business day of fiscal 2023.

(4) Based on a monthly payment of \$3,000 to be paid by the Company for 12 months in lieu of continued employment benefits.

(5) Represents the sum of (i) \$9,575,156 for acceleration of vesting of 45,913 restricted stock units and (ii) \$5,899,045 for acceleration of vesting of 28,286 performance stock units.

(6) Represents the sum of (i) \$21,776,791 for acceleration of vesting of 104,420 restricted stock units and (ii) \$3,602,701 for acceleration of vesting of 17,275 performance stock units.

(7) Represents the sum of (i) \$5,449,412 for acceleration of vesting of 26,130 restricted stock units and (ii) \$2,537,427 for acceleration of vesting of 12,167 performance stock units.

(8) Represents the sum of (i) \$3,423,974 for acceleration of vesting of 16,418 restricted stock units and (ii) \$1,495,303 for acceleration of vesting of 7,170 performance stock units.

### Acceleration Provisions Under Equity Award Agreements and 2001 LTIP

Restricted stock units and performance stock units were granted to our Named Executive Officers in each of fiscal 2023, 2022 and fiscal 2021. Pursuant to our equity award agreements, our Named Executive Officers are eligible for pro-rata accelerated vesting of their equity awards in the event of a Named Executive Officer's death or "disability," and upon "retirement," full vesting in the case of time-based restricted stock units and pro-rata vesting in the case of performance-based restricted stock units. Such accelerated vesting benefits are subject to the achievement of performance goals in the case of performance stock units. The performance stock units also provide that upon a "change in control," the performance goals shall be deemed satisfied at target and, for purposes of any severance and corporate transaction vesting provisions, the performance stock units will generally be treated in the same manner as a time-based restricted stock unit award covering the number of shares based on such deemed target performance.

For purposes of the equity awards, "disability" means the occurrence of any of the following events: (i) the executive being unable to engage in any substantial gainful activity by reason of any medically determinable physical or mental impairment that can be expected to last for a continuous period of not less than 12 months; (ii) the executive is, by reason of any medically determinable physical or mental impairment that can be expected to result in death or can be expected to last for a continuous period of not less than 12 months, receiving income replacement benefits for a period of not less than three months under the Company's accident and health plan covering the Company's employees; or (iii) the executive has been determined to be totally disabled by the Social Security Administration.

For purposes of the equity awards, "retirement" means the executive's termination of employment for a reason other than "cause," "disability," or death subsequent to the executive having attained age 70 and having been employed by the Company for at least 15 years. Currently, none of the Named Executive Officers satisfy the requirements for "retirement."

## [Table of Contents](#)

For purposes of the equity awards, “cause” means: (i) embezzlement, theft or misappropriation by the executive of any property of any of the Company; (ii) the executive’s breach of any fiduciary duty to the Company; (iii) the executive’s failure or refusal to comply with laws or regulations applicable to the Company and their businesses or the policies of the Company governing the conduct of its employees or directors; (iv) the executive’s gross incompetence in the performance of their job duties; (v) the executive’s commission of a felony or of any crime involving moral turpitude, fraud or misrepresentation; (vi) the executive’s failure to perform duties consistent with a commercially reasonable standard of care; (vii) the executive’s failure or refusal to perform job duties or to perform specific directives of the executive’s supervisor or designee, or the senior officers or the Board; or (viii) any gross negligence or willful misconduct by the executive resulting in loss to the Company or damage to the reputation of the Company.

For purposes of the equity awards, “change in control” generally has the same meaning as “change in control” under the EVP Retention Plan or in the Named Executive Officer’s employment agreement, as applicable.

In addition, our 2001 Long-Term Incentive Plan provides that, in the event of a merger or sale of all or substantially all of the assets of the Company, a liquidation or dissolution of the Company or a corporate reorganization of the Company, equity awards held by all plan participants (including our Named Executive Officers) will vest in full immediately prior to such transaction to the extent they are terminated at the time of such transaction without provision to the holder of an equivalent substitute award. The following table describes the benefits which would have been paid to our Named Executive Officers under these provisions had they been fully triggered on January 28, 2024. None of our Named Executive Officers were eligible to retire on January 28, 2024.

Name	Death/Disability (1)(2)	Award Termination (No Substitute Award) (1)(2)
Laura Alber	\$30,998,246(3)(4)	\$55,080,558(9)
Jeff Howie	\$8,404,774(5)	\$15,474,201(10)
Marta Benson	\$19,865,013(6)	\$25,379,492(11)
David King	\$5,254,209(7)	\$7,986,839(12)
Karalyn Smith	\$2,955,779(8)	\$4,919,277(13)

(1) Value is based on a stock price of \$208.55, the closing price of our common stock on January 26, 2024, the last business day of fiscal 2023.

(2) For illustrative purposes only, performance stock units are estimated at target.

(3) Under the terms of her employment agreement, Ms. Alber may be entitled to greater acceleration in the event of her death or disability, as described above in the table on page 64.

(4) Represents the sum of (i) \$16,669,610 for acceleration of vesting of 79,931 restricted stock units and (ii) \$14,328,636 for acceleration of vesting of 68,706 performance stock units.

(5) Represents the sum of (i) \$ 5,308,849 for acceleration of vesting of 25,456 restricted stock units and (ii) \$3,095,925 for acceleration of vesting of 14,845 performance stock units.

(6) Represents the sum of (i) \$17,183,686 for acceleration of vesting of 82,396 restricted stock units and (ii) \$2,681,327 for acceleration of vesting of 12,857 performance stock units.

(7) Represents the sum of (i) \$3,832,523 for acceleration of vesting of 18,377 restricted stock units and (ii) \$1,421,686 for acceleration of vesting of 6,817 performance stock units.

(8) Represents the sum of (i) \$2,150,568 for acceleration of vesting of 10,312 restricted stock units and (ii) \$805,211 for acceleration of vesting of 3,861 performance stock units.

(9) Represents the sum of (i) \$26,200,137 for acceleration of vesting of 125,630 restricted stock units and (ii) \$28,880,421 for acceleration of vesting of 138,482 performance stock units.

(10) Represents the sum of (i) \$9,575,156 for acceleration of vesting of 45,913 restricted stock units and (ii) \$5,899,045 for acceleration of vesting of 28,286 performance stock units.

(11) Represents the sum of (i) \$21,776,791 for acceleration of vesting of 104,420 restricted stock units and (ii) \$3,602,701 for acceleration of vesting of 17,275 performance stock units.

(12) Represents the sum of (i) \$5,449,412 for acceleration of vesting of 26,130 restricted stock units and (ii) \$2,537,427 for acceleration of vesting of 12,167 performance stock units.

(13) Represents the sum of (i) \$3,423,974 for acceleration of vesting of 16,418 restricted stock units and (ii) \$1,495,303 for acceleration of vesting of 7,170 performance stock units.

**Pay Versus Performance**

As required by Section 953(a) of the Dodd-Frank Wall Street Reform and Consumer Protection Act, and Item 402(v) of Regulation S-K, we are providing the following information about the relationship between executive compensation actually paid and certain financial performance of the Company. The Compensation Committee did not consider the pay versus performance disclosure below in making its pay decisions for any of the years shown. For further information concerning the Company’s variable pay-for-performance philosophy and how the Company aligns executive compensation with the Company’s performance, refer to “Compensation Discussion and Analysis.”

Value of Initial Fixed \$100 Investment Based On:

Year	Summary Compensation Table Total for PEO(1)	Compensation Actually Paid to PEO(1)(2)(3)	Average Summary Compensation Table Total for Non-PEO NEOs(1)	Average Compensation Actually Paid to Non-PEO NEOs(1)(2)(4)	Total Stockholder Return(5)	Peer Group Total Stockholder Return(5)	Net Income (millions)(6)	Non-GAAP EPS(7)
(a)	(b)	(c)	(d)	(e)	(f)	(g)	(h)	(i)
2023	\$23,696,540	\$65,270,818	\$6,238,565	\$13,793,742	\$325.16	\$162.21	\$950	\$14.85
2022	\$17,322,255	\$(163,581)	\$5,596,435	\$(3,488,288)	\$192.77	\$125.62	\$1,128	\$16.54
2021	\$21,324,327	\$78,793,201	\$6,411,575	\$15,913,266	\$229.91	\$153.61	\$1,126	\$14.85
2020	\$24,133,526	\$87,708,139	\$6,296,302	\$17,033,486	\$188.41	\$141.39	\$681	\$9.04

(1) The following table lists the PEO and non-PEO NEOs for each of fiscal years 2023, 2022, 2021, and 2020.

Year	PEO	Non-PEO NEOs
2023	Laura Alber	Jeff Howie, Marta Benson, David King, and Karalyn Smith
2022	Laura Alber	Jeff Howie, Marta Benson, David King, Alex Bellos, and Julie Whalen
2021	Laura Alber	Julie Whalen, Alex Bellos, Marta Benson, and Ryan Ross
2020	Laura Alber	Julie Whalen, Alex Bellos, Marta Benson, and Ryan Ross

(2) The dollar amounts reported represent the amount of “compensation actually paid,” as calculated in accordance with the Pay Versus Performance Rules. These dollar amounts do not reflect the actual amounts of compensation earned by or paid to our NEOs during the applicable year. For purposes of calculating “compensation actually paid,” the fair value of equity awards is calculated in accordance with ASC Topic 718 using the same assumption methodologies used to calculate the grant date fair value of awards for purposes of the Summary Compensation Table (refer to the Summary Compensation Table for additional information).

[Table of Contents](#)

(3) The following table shows the amounts deducted from and added to the Summary Compensation Table total to calculate “compensation actually paid” to Ms. Alber in accordance with the Pay Versus Performance Rules:

**Equity Award Adjustments**

Year	Summary Compensation Table Total for PEO	Reported Value of Equity Awards	Year End Fair Value of Equity Awards Granted in the Year and Unvested at Year End	Year over Year Change in Fair Value of Outstanding and Unvested Equity Awards Granted in Prior Years	Fair Value as of Vesting Date of Equity Awards Granted and Vested in the Year	Change in Fair Value of Equity Awards Granted in Prior Years that Vested in the Year	Fair Value at the End of the Prior Year of Equity Awards that Failed to Meet Vesting Conditions in the Year	Value of Dividends or other Earnings Paid on Stock or Option Awards not Otherwise Reflected in Fair Value	Compensation Actually Paid to PEO
2023	\$23,696,540	\$(13,999,878)	\$38,529,195	\$19,637,693	—	\$(2,592,732)	—	—	\$65,270,818
2022	\$17,322,255	\$(11,999,916)	\$9,258,310	\$(12,970,739)	—	\$(1,773,491)	—	—	\$(163,581)
2021	\$21,324,327	\$(11,999,857)	\$21,522,305	\$31,916,002	—	\$16,030,424	—	—	\$78,793,201
2020	\$24,133,526	\$(17,350,601)	\$31,411,874	\$52,231,773	—	\$(2,718,433)	—	—	\$87,708,139

(4) The following table shows the amounts deducted from and added to the average Summary Compensation Table total compensation to calculate the average “compensation actually paid” to our non-PEO NEOs in accordance with the Pay Versus Performance Rules.

**Equity Award Adjustments**

Year	Average Summary Compensation Table Total for Non-PEO NEOs	Average Reported Value of Equity Awards	Average Year End Fair Value of Equity Awards Granted in the Year and Unvested at Year End	Average Year over Year Change in Fair Value of Outstanding and Unvested Equity Awards Granted in Prior Years	Average Fair Value as of Vesting Date of Equity Awards Granted and Vested in the Year	Average Change in Fair Value of Equity Awards Granted in Prior Years that Vested in the Year	Average Fair Value at the End of the Prior Year of Equity Awards that Failed to Meet Vesting Conditions in the Year	Average Value of Dividends or other Earnings Paid on Stock or Option Awards not Otherwise Reflected in Fair Value	Average Compensation Actually Paid to Non-PEO NEOs
2023	\$6,238,565	\$(4,062,400)	\$7,798,414	\$4,015,120	—	\$(195,957)	—	—	\$13,793,742
2022	\$5,596,435	\$(3,899,851)	\$1,978,459	\$(984,095)	—	\$(252,583)	\$(5,926,653)	—	\$(3,488,288)
2021	\$6,411,575	\$(3,062,327)	\$4,943,199	\$5,227,599	—	\$2,393,220	—	—	\$15,913,266
2020	\$6,296,302	\$(3,644,105)	\$7,525,673	\$7,266,557	—	\$(410,941)	—	—	\$17,033,486

(5) In accordance with the Pay Versus Performance Rules, the Company and the Company’s peer group total stockholder return (the “Peer Group TSR”) is determined based on the value of an initial fixed investment of \$100 on January 31, 2021, through the end of the listed fiscal year. The Peer Group TSR set forth in this table was determined using the S&P 500 Consumer Discretionary Distribution and Retail industry index, which we also use in preparing the stock performance graph required by Item 201(e) of Regulation S-K for our Annual Report for the fiscal year ended January 28, 2024.

(6) The dollar amounts reported represent the amount of net income reflected in the Company’s audited financial statements for the applicable year.

(7) We have determined that Non-GAAP EPS, is the financial performance measure that, in the Company’s assessment, represents the most important financial performance measure used to link “compensation actually paid” to our NEOs, for fiscal year 2023, to Company performance (the “Company Selected Measure” as defined in the Pay Versus Performance Rules). Non-GAAP EPS means the Company’s diluted earnings per share, exclusive of certain items as described below. Diluted earnings per share is computed as net earnings, exclusive of certain items as described below, divided by the weighted average number of common shares outstanding plus common stock equivalents for the period. Common stock equivalents consist of shares subject to stock-based awards with exercise prices less than or equal to the average market price of our common stock for the period, to the extent their inclusion would be dilutive. Non-GAAP adjustments may vary from year to year, but for the years included herein consist of the following: reduction-in-force initiatives, exit costs associated with our West Coast manufacturing facility and

Aperture, impairment charges for certain hardware and software and goodwill of Aperture, expenses related to the acquisition and operations of Outward, Inc., employment-related expense, tax legislation, a deferred tax asset and liability adjustment, impact of inventory write-offs, and impairment and early termination charges. We use achievement of Non-GAAP EPS performance to fund our Bonus Plan and allocate awards to reflect brand and operational performance. A reconciliation of the GAAP to non-GAAP diluted earnings per share may be found on page 10 in [Exhibit 99.1](#) to our Form 8-K filed with the Securities and Exchange Commission on March 13, 2024, which is incorporated herein by reference.

**Tabular Disclosure of Most Important Performance Measures**

In accordance with the Pay Versus Performance Rules, the following table lists the five measures that, in the Company’s assessment, represent the most important financial performance measures used to link “compensation actually paid” to the Company’s NEOs, for fiscal year 2023, to Company performance, as further described in our Compensation Discussion and Analysis.

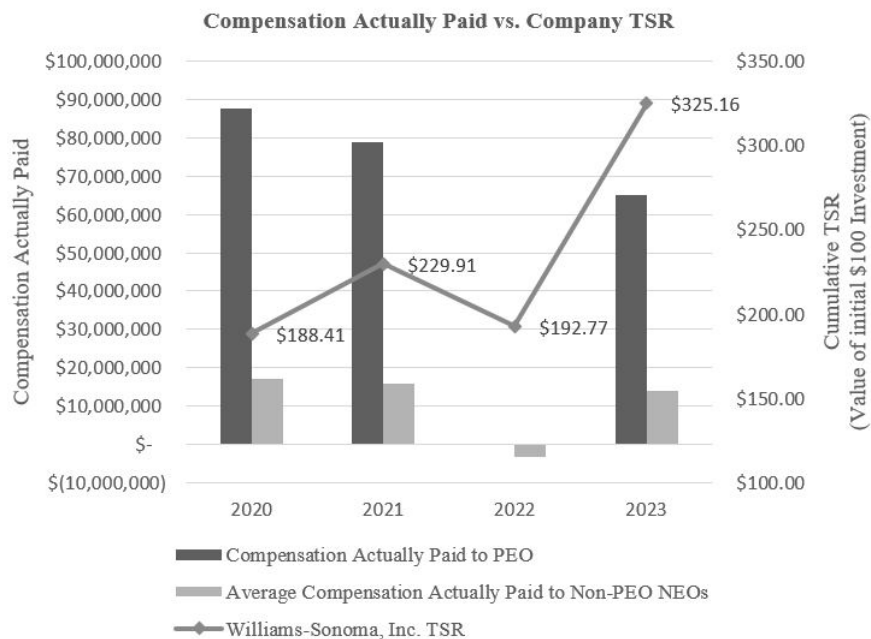
**Most Important Performance Measures**

Non-GAAP EPS
Revenue (3-year CAGR)
EPS (3-year CAGR)
Operating Cash Flow (3-year average)
ROIC (3-year average)

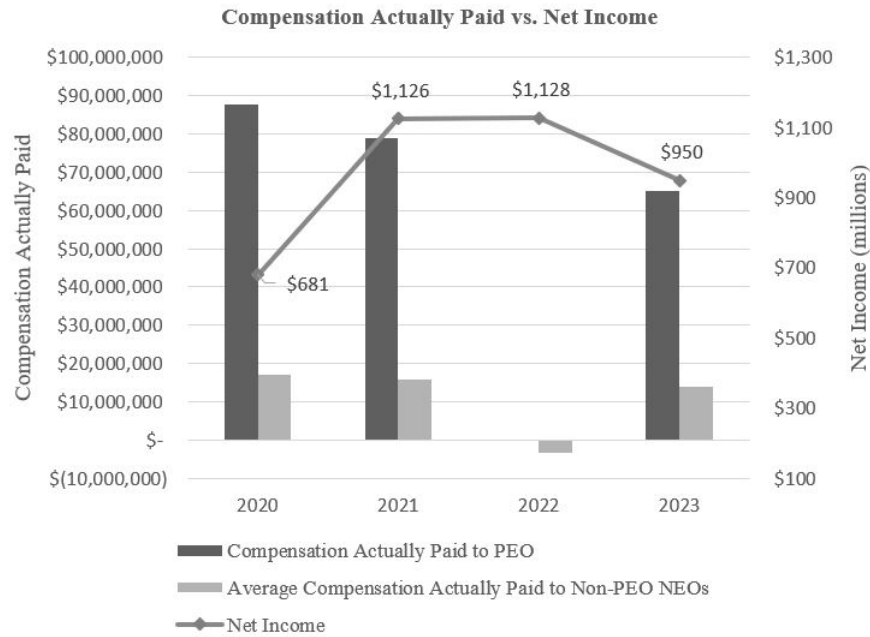
**Relationship Between “Compensation Actually Paid” and Performance Measures**

In accordance with the Pay Versus Performance Rules, the charts below illustrate how “compensation actually paid” to the NEOs aligns with the Company’s financial performance as measured by TSR, net income, and Non-GAAP EPS, as well as a comparison of TSR and Peer Group TSR.

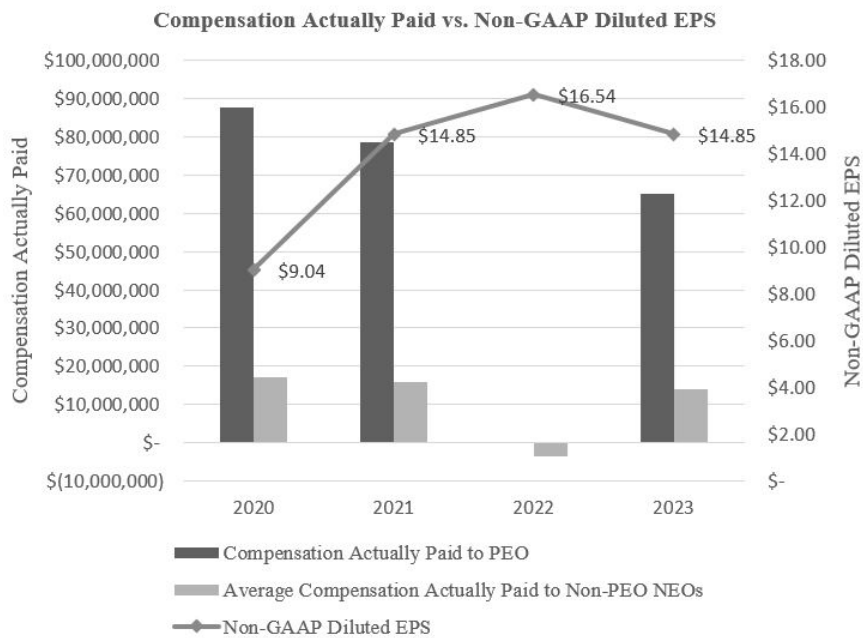
Compensation Actually Paid and Cumulative TSR



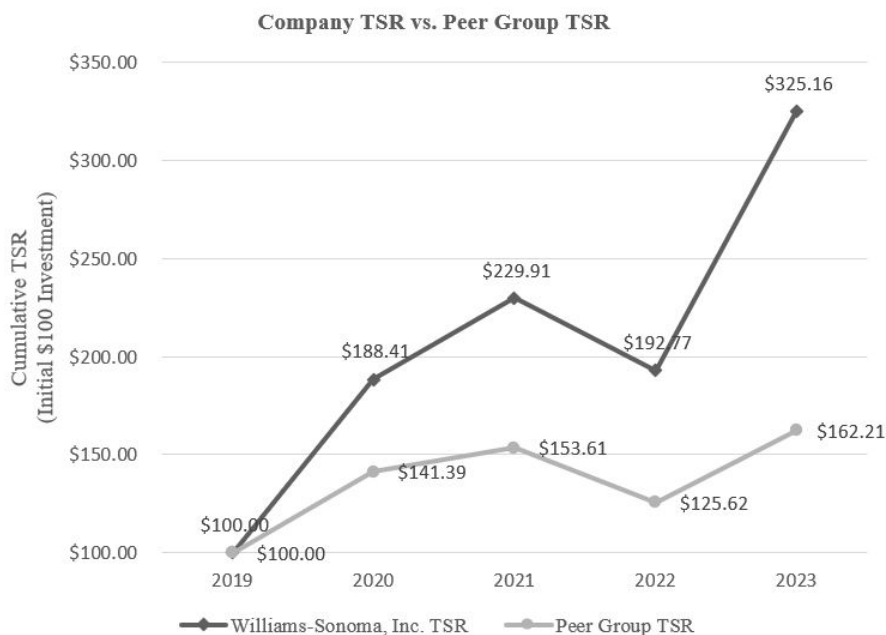
Compensation Actually Paid and Net Income



Compensation Actually Paid and Non-GAAP EPS



*Cumulative TSR of the Company and Cumulative TSR of the Peer Group*



**CEO Pay Ratio**

We are required to disclose the annual total compensation of the Chief Executive Officer, the median of the annual total compensation of all employees of the Company and its subsidiaries excluding the Chief Executive Officer (“Median Employee”) and the ratio of those two amounts (“CEO Pay Ratio”) for fiscal 2023. The annual total compensation of our Chief Executive Officer was \$23,696,540 in fiscal 2023, as reflected in the Summary Compensation Table above. Based on reasonable estimates, the annual total compensation of the Median Employee was \$27,421 for fiscal 2023. Accordingly, for fiscal 2023, the ratio of the annual total compensation of our Chief Executive Officer to the median annual total compensation of all of our other employees was 864 to 1. The Median Employee for fiscal 2023 was a Store Associate located in Washington. In preparation for and during our holiday selling season in the fourth quarter of our fiscal year, we hire a substantial number of temporary and seasonal employees, primarily in our retail stores, customer care centers and distribution facilities, who are included in the determination of the median employee. If we exclude permanent part-time, temporary and seasonal employees from our pay ratio calculation, the median annual total compensation of the remaining employees increases to \$46,396, which would result in a ratio of 511 to 1.

The annual total compensation used to identify our Median Employee for fiscal 2023 was determined based on all taxable wages earned in fiscal 2023 for each individual who was employed on the last day of the fiscal year. We also converted all relevant employee compensation, on a country-by-country basis, to U.S. dollars based on the applicable exchange rate as of the end of the fiscal year.

**Award Committees**

Pursuant to its charter and the 2001 Long-Term Incentive Plan, the Compensation Committee may delegate the authority to make non-executive officer grants to two or more directors, one or more officers of the Company, or otherwise in any manner permitted under applicable law. The Compensation Committee does not delegate any of its authority with respect to grants to executive officers and non-employee directors of the Company. The Compensation Committee delegated to Scott Dahnke, the Chair of the Compensation Committee and Laura Alber the authority to grant equity to certain non-executive employees within a stated budget in connection with the Company’s annual equity grants for fiscal 2023.

The Compensation Committee also appointed an Incentive Award Committee consisting of Laura Alber and Jeff Howie for fiscal 2023. The Compensation Committee delegated to the Incentive Award Committee the authority to grant equity awards under the Company's 2001 Long-Term Incentive Plan within certain prescribed limits to non-executive officer employees with a corporate rank at or below Senior Vice President. The Chief Executive Officer believes it is important to provide our associates with long-term incentive vehicles that are directly linked to stockholder return. Granting equity-based incentives aligns the interests of our associates with those of our stockholders and reinforces the Company's pay-for-performance strategy. This delegation is reviewed by the Compensation Committee annually and includes limitations on the number of shares subject to the grants, both on an individual basis and in the aggregate. Reports of awards made by the Incentive Award Committee are included in the materials presented at the Compensation Committee's regularly scheduled meetings.

## Information Concerning Executive Officers

The following table provides certain information about our executive officers as of April 2, 2024. Our executive officers are appointed by and serve at the pleasure of our Board, subject to rights, if any, under employment contracts.

Name	Position with the Company and Business Experience
Laura Alber Age 55	*
Jeff Howie Age 54	<ul style="list-style-type: none"> <li>• Executive Vice President, Chief Financial Officer since 2022</li> <li>• Executive Vice President, Chief Administrative Officer, 2021 – 2022</li> <li>• Executive Vice President, Chief Administrative Officer Pottery Barn Brands, 2017 – 2021</li> <li>• Executive Vice President, Inventory Management and Brand Finance, Pottery Barn Brands, 2016 – 2017</li> <li>• Senior Vice President, Finance and Inventory Management, Williams Sonoma Brands, 2013 – 2016</li> <li>• Senior Vice President, Inventory Management, Pottery Barn Kids and Teen, 2008 – 2013</li> <li>• Vice President, Inventory Management, Pottery Barn Kids, 2004 – 2008</li> <li>• Director, Inventory Management, Pottery Barn Kids, 2002 – 2004</li> </ul>
Marta Benson Age 61	<ul style="list-style-type: none"> <li>• CEO and President, Pottery Barn Brands since 2023</li> <li>• President, Pottery Barn Brand, 2017 – 2023</li> <li>• Executive Vice President, Pottery Barn Merchandising, 2015 – 2017</li> <li>• Senior Vice President, Business Development, 2011 – 2015</li> <li>• Chief Executive Officer, Gump's, 2006 – 2011</li> </ul>
David King Age 55	<ul style="list-style-type: none"> <li>• Executive Vice President, General Counsel and Secretary since 2017</li> <li>• Senior Vice President, General Counsel and Secretary, 2011 – 2017</li> <li>• Vice President, Deputy General Counsel, 2010 – 2011</li> <li>• Vice President, Associate General Counsel, 2006 – 2010</li> <li>• Director, Associate General Counsel, 2004 – 2006</li> </ul>
Karalyn Smith Age 49	<ul style="list-style-type: none"> <li>• Executive Vice President, Chief Talent Officer since 2019</li> <li>• Chief People Officer, Sephora, 2019</li> <li>• Senior Vice President, Human Resources, Sephora, 2016 - 2019</li> </ul>

\* Biographical information can be found in the table under the section titled "Director Nominee Biographies" beginning on page 6 of this Proxy Statement.

## **PROPOSAL 3: Amendment to the Amended and Restated Certificate of Incorporation to Include an Officer Exculpation Provision**

---

Our Board has unanimously adopted a resolution to amend our amended and restated certificate of incorporation, subject to stockholder approval, to provide for the elimination or limitation of monetary liability of certain officers of the Company for breaches of the fiduciary duty of care.

If stockholders approve this proposal at the 2024 Annual Meeting, we will amend Article XI of our amended and restated certificate of incorporation as set forth in Appendix A to this Proxy Statement (the “Amendment”). The description in this Proposal 3 should be read in conjunction with the full text of the Amendment, which is marked to show the proposed modifications. In accordance with the General Corporation Laws of Delaware (the “DGCL”), our Board may elect to abandon the Amendment without further action by stockholders at any time prior to the effectiveness of the filing of the Amendment with the Secretary of State of the State of Delaware, notwithstanding stockholder approval of the Amendment.

### **Purpose and Possible Effects of the Proposed Amendment**

Article XI of our amended and restated certificate of incorporation currently provides for the Company to limit the monetary liability of directors for breaches of fiduciary duties as a director, pursuant to and consistent with Section 102(b)(7) of the DGCL. Effective August 1, 2022, Section 102(b)(7) of the DGCL was amended to permit a Delaware corporation’s certificate of incorporation to include a provision eliminating or limiting monetary liability for certain officers for breaches of the fiduciary duty of care (the “Section 102(b)(7) Amendment”). Our Board desires to amend our amended and restated certificate of incorporation to maintain provisions consistent with the governing statutes contained in the DGCL. Prior to the Section 102(b)(7) Amendment, Delaware law permitted Delaware corporations to exculpate directors from personal liability for monetary damages associated with breaches of the fiduciary duty of care, but such protection did not extend to a Delaware corporation’s officers. Consequently, stockholder plaintiffs have employed a tactic of bringing certain claims that would otherwise be exculpated if brought against directors, against individual officers to avoid dismissal of such claims. The Section 102(b)(7) Amendment was adopted to address inconsistent treatment between officers and directors as well as rising litigation and insurance costs for public companies.

This provision would not exculpate any officers from liability for breaches of the duty of loyalty, acts or omissions not in good faith or that involve intentional misconduct or a knowing violation of law, or any transaction in which the officer derived an improper personal benefit. Nor would this provision exculpate such officers from liability for claims brought by or in the right of the corporation, such as derivative claims. Our Board believes it is necessary to provide protection to officers to the fullest extent permitted by law in order to attract and retain top talent. This protection has long been afforded to directors, and accordingly, our Board believes that this proposal is fair and in the best interests of the Company and its stockholders.

### **Required Vote for this Proposal**

To approve this proposal, a majority of all issued and outstanding shares of the Company entitled to vote thereon must vote “FOR” this proposal.

**THE BOARD UNANIMOUSLY RECOMMENDS THAT YOU VOTE “FOR” THE APPROVAL OF THE AMENDMENT TO THE AMENDED AND RESTATED CERTIFICATE OF INCORPORATION TO INCLUDE AN OFFICER EXCULPATION PROVISION, AS DESCRIBED IN THIS PROXY STATEMENT.**

## **PROPOSAL 4: Ratification of the Selection of Independent Registered Public Accounting Firm**

---

This is a proposal asking stockholders to ratify the selection of Deloitte & Touche LLP, or Deloitte, as our independent registered public accounting firm for the fiscal year ending February 2, 2025. The Audit and Finance Committee selected Deloitte as our independent registered public accounting firm for the fiscal year ending February 2, 2025, subject to ratification by our stockholders. Although stockholder ratification of our independent registered public accounting firm is not required by law, as a matter of corporate governance, we are requesting that our stockholders ratify such selection.

A Deloitte representative will be present at the Annual Meeting and will have the opportunity to make a statement and to respond to appropriate questions.

### **Deloitte Fees and Services**

Deloitte has audited our financial statements since 1980. Based in part upon information provided by Deloitte, the Audit and Finance Committee determined that Deloitte is independent under applicable independence standards. The Audit and Finance Committee has reviewed and discussed the fees billed by Deloitte for services in fiscal 2023, as detailed below, and determined that the provision of non-audit services was compatible with Deloitte's independence.

Deloitte provided the Company with the following services:

#### ***Audit Fees***

Deloitte billed approximately \$2,800,000 for fiscal 2023 and \$2,900,000 for fiscal 2022 for professional services to (i) audit our consolidated financial statements and our internal control over financial reporting included in our Annual Report on Form 10-K, (ii) review our condensed consolidated financial statements included in our quarterly reports on Form 10-Q and (iii) audit our statutory reports for our global entities. This category also includes fees for issuance of consents and review of documents filed with or furnished to the SEC.

#### ***Audit-Related Fees***

During fiscal 2023, Deloitte billed approximately \$113,000 for assurance services, which consisted of limited assurance services for ESG reporting. During fiscal 2022, Deloitte billed approximately \$100,000 for assurance services, which consisted of limited assurance services for ESG reporting.

#### ***Tax Fees***

During fiscal 2023 and fiscal 2022, Deloitte did not perform any tax consultation services.

#### ***All Other Fees***

Deloitte billed a total of approximately \$2,000 for each of fiscal 2023 and fiscal 2022, for all other fees. All other fees consisted of license fees related to the use of Deloitte's online accounting research tool.

During fiscal 2023 and 2022, Deloitte did not perform any prohibited non-audit services for us.

#### ***Pre-Approval Policy***

All services performed by Deloitte, whether audit or non-audit services, must be pre-approved by the Audit and Finance Committee or a designated member of the Audit and Finance Committee, whose decisions must be reported to the Audit and Finance Committee at its next meeting. Pre-approval cannot be obtained more than one year before performance begins and can be for general classes of permitted services such as annual audit services or consulting services. All fees paid to Deloitte for fiscal 2023 and fiscal 2022 were pre-approved by the Audit and Finance Committee.

### **Required Vote for this Proposal**

To approve this proposal, a majority of voting power entitled to vote thereon, present virtually or represented by proxy, at the Annual Meeting must vote “FOR” this proposal.

If stockholders vote against this proposal, the Audit and Finance Committee will consider interviewing other independent registered public accounting firms. There can be no assurance, however, that it will choose to appoint another independent registered public accounting firm if this proposal is not approved.

**THE BOARD UNANIMOUSLY RECOMMENDS THAT YOU VOTE “FOR” THE RATIFICATION OF THE SELECTION OF DELOITTE & TOUCHE LLP AS OUR INDEPENDENT REGISTERED PUBLIC ACCOUNTING FIRM FOR THE FISCAL YEAR ENDING FEBRUARY 2, 2025.**

## Audit and Finance Committee Report

The Audit and Finance Committee oversees the Company’s financial reporting process on behalf of the Board. In meeting these responsibilities, as described under the heading “Corporate Governance—Board Committees,” we perform the following functions:

- Monitor the integrity of the Company’s financial reports, earnings and guidance press releases, and other Company financial information;
- Appoint and/or replace the independent registered public accounting firm, pre-approve all audit and non-audit services of the independent registered public accounting firm, and assess its qualifications and independence;
- Review the performance of the Company’s internal audit function, the Company’s auditing, accounting and financial reporting procedures, and the Company’s independent registered public accounting firm;
- Monitor the Company’s compliance with legal and regulatory requirements, in accordance with the Audit and Finance Committee charter;
- Monitor the Company’s system of internal controls and internal control over financial reporting;
- Retain independent legal, accounting or other advisors when necessary and appropriate;
- Review and recommend policies related to dividend, stock repurchase and foreign currency programs;
- Review with management the Company’s cybersecurity and data privacy risk exposures and the steps management has taken to monitor, control or mitigate such exposures; and
- Review with management the Company’s major financial risk exposures and the steps management has taken to monitor and control such exposures, including the Company’s risk assessment and risk management policies.

In performing these functions, we took the following actions, among other things, related to fiscal 2023:

- Reviewed and discussed the Company’s audited consolidated financial statements for fiscal 2023 and unaudited quarterly condensed consolidated financial statements for fiscal 2023 with management and Deloitte;
- Reviewed, discussed with management, and approved the Company’s periodic filings on Forms 10-K and 10-Q;
- Reviewed, discussed with management, and approved all Company earnings and guidance press releases;
- Reviewed and discussed the Company’s internal controls over financial reporting with management and Deloitte, including the evaluation framework and subsequent assessment of effectiveness;
- Reviewed and discussed with the Company’s internal audit department the Company’s internal audit plans, the significant internal audit reports issued to management, and management’s responses;
- Reviewed and discussed with management and the Company’s internal audit department the Company’s major financial risk exposures, including with regard to legal and regulatory matters, and the Company’s risk assessment and risk management policies;
- Met with Deloitte, with and without management present, to discuss the overall quality of the internal and external audit process and the financial reporting process; and
- Discussed with Deloitte its independence from the Company based on the following: (i) our confirmation that no member of Deloitte’s current or former audit team is or has been employed by the Company in a financial reporting oversight role; (ii) our review of audit and non-audit fees; (iii) our review of critical audit matters; and (iv) the written communications from Deloitte as required by Public Company Accounting Oversight Board, or PCAOB, requirements.

During fiscal 2023, we discussed the following other matters, among other things, with Deloitte:

- Deloitte’s responsibilities in connection with the audit of the Company’s financial statements;
- Deloitte’s annual letter describing its internal quality control procedures;
- Any significant issues arising during the audit and any other matters relating to the conduct of the audit of the Company’s financial statements; and
- Matters required to be discussed pursuant to relevant PCAOB and SEC requirements, including the quality of the Company’s accounting principles, the soundness of significant judgments and the clarity of disclosures in the Company’s financial statements.

*The Audit and Finance Committee hereby reports as follows:\**

- (1) The Audit and Finance Committee has reviewed and discussed the Company’s audited financial statements with management and Deloitte;
- (2) The Audit and Finance Committee has discussed with Deloitte the matters required by the PCAOB and the SEC; and
- (3) The Audit and Finance Committee has received the written disclosures and the letter from Deloitte required by the applicable requirements of the PCAOB regarding Deloitte’s communications with the Audit and Finance Committee concerning independence and has discussed with Deloitte its independence.

Based on the review and discussions referred to in items (1) through (3) above, the Audit and Finance Committee recommended to the Board that the audited financial statements be included in the Company’s Annual Report on Form 10-K for fiscal 2023 for filing with the SEC.

AUDIT AND FINANCE COMMITTEE OF THE BOARD OF DIRECTORS

Frits van Paasschen, Chair

Esi Eggleston Bracey

Paula Pretlow

William Ready

\* This report shall not be deemed to be (i) “soliciting material,” (ii) “filed” with the SEC, (iii) subject to Regulations 14A or 14C of the Securities Exchange Act of 1934, as amended, or (iv) subject to the liabilities of Section 18 of the Securities Exchange Act of 1934, as amended, nor shall it be deemed incorporated by reference into any of our other filings under the Securities Exchange Act of 1934, as amended, or the Securities Act of 1933, as amended, except to the extent we specifically incorporate it by reference into such filing.

## CERTAIN RELATIONSHIPS AND RELATED TRANSACTIONS

We have policies in our Code of Business Conduct and Ethics that provide that employees must not engage in any transaction when an employee may face a real or perceived conflict of interest with the Company. Our Code of Business Conduct and Ethics is distributed to all employees on an annual basis and made available throughout the year in our internal document database. It is also available on our website and in print to any stockholder who requests it. In addition, we have in place policies and procedures with respect to related person transactions that provide that our executive officers, directors and principal stockholders, as well as their immediate family members and affiliates, are not permitted to enter into a related party transaction with us unless (i) the transaction is approved by our Audit and Finance Committee or the disinterested members of our Board or (ii) the transaction involves the service of one of our executive officers or directors or any related compensation, is reportable under Item 402 of Regulation S-K, and is approved by our Compensation Committee.

For purposes of our related party transaction policy, “related party transaction” has the same meaning as set forth in Item 404 of Regulation S-K and refers to any transaction with the Company in which the amount involved exceeds \$120,000 in any calendar year and in which any of our executive officers, directors and principal stockholders, as well as their immediate family members and affiliates, had, has or will have a direct or indirect material interest.

It is our policy to approve a related party transaction only when it has been determined that such transaction is in, or is not inconsistent with, our best interests and those of our stockholders, including situations where we may obtain products or services of a nature, quantity or quality, or on other terms, that are not readily available from alternative sources or when the transaction is on terms comparable to those that could be obtained in arm’s length dealings with an unrelated third party.

From the beginning of fiscal 2023 until the present, there have been no (and there are no currently proposed) related party transactions that are disclosable under Item 404 of Regulation S-K.

## SECURITY OWNERSHIP OF PRINCIPAL STOCKHOLDERS AND MANAGEMENT

This table sets forth information regarding the ownership of our common stock as of April 2, 2024 by:

- each person known to us to own more than 5% of our outstanding common stock;
- each director;
- the Named Executive Officers; and
- all current executive officers and directors as a group.

Unless otherwise noted, the persons listed below have sole voting and investment power. In addition, unless otherwise noted, the address of each stockholder noted in the following table is c/o Williams-Sonoma, Inc., 3250 Van Ness Avenue, San Francisco, California 94109. Information regarding our non-management 5% stockholders is derived from the most recently available 13G filings.

### Amount and Nature of Beneficial Ownership

Name and Address of Beneficial Owner	Position with Company	Common Stock	Awards Vesting within 60 days(1)	Total	Percent of Class(2)
The Vanguard Group, Inc. 100 Vanguard Blvd. Malvern, PA 19355	—	7,318,427	—	7,318,427(3)	11.4%
FMR LLC 245 Summer Street Boston, MA 02210	—	6,875,589	—	6,875,589(4)	10.7%
BlackRock Inc. 55 East 52nd Street New York, NY 10055	—	6,645,725	—	6,645,725(5)	10.3%
Aristotle Capital Management, LLC 11100 Santa Monica Blvd., Suite 1700 Los Angeles, CA 90025	—	4,587,322	—	4,587,322(6)	7.1%
Blackhill Capital, Inc. 161 Madison Avenue Morristown, NJ 07960	—	3,945,820	—	3,945,820(7)	6.1%
Capital Research Global Investors 333 South Hope Street Los Angeles, CA 90071	—	3,364,277	—	3,364,277(8)	5.2%
Leonard Green & Partners, L.P and affiliates 11111 Santa Monica Boulevard, Suite 2000 Los Angeles, CA 90025	—	3,212,015	—	3,212,015(9)	5.0%
Laura Alber	Director, Chief Executive Officer and President	530,134(10)	125,340	655,474	1.0%
Jeff Howie	Executive Vice President, Chief Financial Officer	19,410	8,366	27,776	*
Marta Benson	CEO and President, Pottery Barn Brands	86,413	32,158	118,571	*
David King	Executive Vice President, General Counsel	52,026(11)	18,767	70,793	*
Karalyn Smith	Executive Vice President, Chief Talent Officer	9,000	8,366	17,366	*
Esi Eggleston Bracey	Director	3,287(12)	1,501	4,788	*
Andrew Campion	Director Nominee	—	—	—	*
Scott Dahnke	Director	20,000	2,462	22,462	*

Anne Finucane	Director	2,364	1,498	3,862	*
Paula Pretlow	Director	2,638	1,619	4,257	*
William Ready	Director	6,629(13)	1,565	8,194	*
Frits van Paasschen	Director	13,471	1,653	15,124	*
All current executive officers and directors as a group (12 persons)	—	745,372(14)	203,295	948,667	1.5%

\* Less than 1%

- (1) Reflects exercisable restricted stock units vesting within 60 days of April 2, 2024 (prior to withholding of any such shares to satisfy applicable statutory withholding requirements).
- (2) Assumes settlement or vesting of awards included in footnote (1) into shares of our common stock with respect to the named individual. Based on 64,252,121 shares outstanding as of April 2, 2024.
- (3) The information above and in this footnote is based on information taken from the Schedule 13G of The Vanguard Group, Inc. filed with the Securities and Exchange Commission on February 13, 2024. The Vanguard Group, Inc. has shared voting power with respect to 22,392 shares, sole dispositive power with respect to 7,229,506 shares and shared dispositive power with respect to 88,921 shares.
- (4) The information above and in this footnote is based on information taken from the Schedule 13G/A filed by FMR LLC and Abigail P. Johnson, a Director and the Chairman and the Chief Executive Officer of FMR LLC, with the Securities and Exchange Commission on February 9, 2024. FMR LLC has sole voting power with respect to 6,843,817 shares and sole dispositive power with respect to 6,875,589 shares. Ms. Johnson has sole dispositive power with respect to 6,875,589 shares.
- (5) The information above and in this footnote is based on information taken from the Schedule 13G/A of BlackRock Inc. filed with the Securities and Exchange Commission on March 7, 2024. BlackRock Inc. has sole voting power with respect to 6,269,760 shares and sole dispositive power with respect to 6,645,725 shares.
- (6) The information above and in this footnote is based on information taken from the Schedule 13G/A filed by Aristotle Capital Management, LLC with the Securities and Exchange Commission on February 14, 2024. Aristotle Capital Management, LLC has sole voting power with respect to 4,581,015 shares and sole dispositive power with respect to 4,587,322 shares.
- (7) The information above and in this footnote is based on information taken from the Schedule 13G filed by Blackhill Capital, Inc. with the Securities and Exchange Commission on February 12, 2024. Blackhill Capital, Inc. has sole voting and dispositive power with respect to 3,945,820 shares.
- (8) The information above and in this footnote is based on information taken from the Schedule 13G filed by Capital Research Global Investors, a division of Capital Research and Management Company, with the Securities and Exchange Commission on February 9, 2024. Capital Research Global Investors has sole voting power with respect to 3,356,934 shares and sole dispositive power with respect to 3,364,277 shares.
- (9) The information in the table above is based solely on information contained in this shareholder's Schedule 13G under the Exchange Act filed by such shareholder with the SEC on September 22, 2023. Green Equity Investors IX, L.P., a Delaware limited partnership ("GEI IX") is the direct owner of 1,274,092 shares of Common Stock of the Company (the "GEI IX Shares"). Green Equity Investors Side IX, L.P., a Delaware limited partnership ("GEI Side IX") and together with GEI IX, the "LGP Funds") is the direct owner of 1,937,923 shares of Common Stock of the Company (the "GEI Side IX Shares" and, collectively with the GEI IX Shares, the "Shares"). GEI Capital IX, LLC, a Delaware limited liability company ("Capital") is the general partner of GEI IX and GEI Side IX. Leonard Green & Partners, L.P., a Delaware limited partnership ("LGP") is the management company of GEI IX and GEI Side IX. LGP Management, Inc., a Delaware corporation ("LGPM") is the general partner of LGP. Capital, as the general partner of GEI IX and GEI Side IX, LGP, as the manager of GEI IX and GEI Side IX, and LGPM, as the general partner of LGP, directly (whether through ownership or position) or indirectly through one or more intermediaries, may be deemed to share voting and investment power with respect to the Shares. As such, Capital, LGP, and LGPM may be deemed to be the indirect beneficial owners of the Shares.
- (10) Includes 16,400 shares held by Ms. Alber in the Williams-Sonoma, Inc. Stock Fund under our 401(k) plan, based on a statement dated April 2, 2024.
- (11) Includes 231 shares held by Mr. King in the Williams-Sonoma, Inc. Stock Fund under our 401(k) plan, based on a statement dated April 2, 2024.
- (12) Includes 678 fully vested deferred stock units awarded to Ms. Bracey in lieu of her cash compensation for service on our Board during fiscal 2022, in accordance with our Director Compensation Policy.
- (13) Includes 258 fully vested deferred stock units awarded to Mr. Ready in lieu of his cash compensation for service on our Board during fiscal 2021, in accordance with our Director Compensation Policy.
- (14) Includes 16,631 shares held by the executive officers in the Williams-Sonoma, Inc. Stock Fund under our 401(k) plan, based on statements dated April 2, 2024.

### Delinquent Section 16(a) Reports

Section 16(a) of the Exchange Act requires our directors and executive officers, and persons who own more than ten percent of a registered class of our equity securities, to file with the SEC initial reports of ownership and reports of changes in ownership of common stock and other equity securities of the Company. Officers, directors and greater than ten percent stockholders are required by SEC regulation to furnish us with copies of all Section 16(a) forms they file.

To our knowledge, based solely on our review of the copies of such forms furnished to us and written representations from these officers and directors, we believe that all Section 16(a) filing requirements were met during the year ended January 28, 2024, except for one Form 4 filing, filed one day late related to a gift of common stock by Ms. Alber filed on March 31, 2023.

## STOCKHOLDER PROPOSALS

Stockholder proposals must comply with the requirements of Rule 14a-8 under the Securities Exchange Act of 1934, as amended, and be received by our Secretary at our principal executive offices no later than December 17, 2024 in order to be included in our Proxy Statement for the 2025 Annual Meeting. Under Rule 14a-8 of the Securities Exchange Act of 1934, as amended, if the date of the 2025 Annual Meeting changes by more than 30 days from the anniversary of this year's Annual Meeting, to be included in our Proxy Statement, stockholder proposals must be received by us within a reasonable time before our solicitation is made.

In order to submit a proposal to be raised at the 2025 Annual Meeting that will not be included in our Proxy Statement for the 2025 Annual Meeting, stockholder proposals must comply with our Restated Bylaws. Under our Restated Bylaws a stockholder must give advance notice to our Secretary of any business, including nominations of directors for our Board, that the stockholder wishes to raise at our Annual Meeting. To be timely under our Restated Bylaws, the notice must be received by our Secretary not less than 90 days or more than 120 days prior to May 29, 2025, the anniversary of our 2024 Annual Meeting. Therefore, stockholder proposals must be received by our Secretary at our principal executive offices between January 30, 2025 and March 1, 2025 in order to be raised at our 2025 Annual Meeting.

Under our Restated Bylaws, if the date of the 2025 Annual Meeting changes by more than 30 days from the anniversary of this year's Annual Meeting, stockholder proposals to be brought before the 2025 Annual Meeting must be delivered not later than the 90th day prior to the 2025 Annual Meeting or the 10th day following the day on which public announcement of the date of such meeting is first made by us.

With respect to a stockholder's nomination of a candidate for our Board, the stockholder notice to the Secretary must contain certain information as set forth in our Restated Bylaws and described under the section "Corporate Governance—Board Committees—Nominations, Corporate Governance and Social Responsibility Committee" about both the nominee and the stockholder making the nomination. With respect to any other business that the stockholder proposes, the stockholder notice must contain a brief description of such business and the reasons for conducting such business at the meeting, as well as certain other information as set forth in our Restated Bylaws.

Any stockholder (or group of up to 20 stockholders) meeting our continuous ownership requirements of three percent (3%) or more of our common stock for at least three years who wishes to nominate a candidate or candidates for election in connection with our 2024 Annual Meeting and require us to include such nominees in our Proxy Statement and form of proxy for our 2025 Annual Meeting must submit a notice to our Secretary at our principal executive offices no later than December 17, 2024 and no earlier than November 17, 2024 (i.e., no later than the 120th day and no earlier than the 150th day before the one-year anniversary of the date on which we first mailed our proxy materials for our 2024 Annual Meeting). If the date of the 2025 Annual Meeting is more than 30 days before or after the one-year anniversary of the 2024 Annual Meeting (the "Other Meeting Date"), the notice must be received at our principal executive offices not later than the close of business on the later of the 90th day prior to such Other Meeting Date or the 10th day following the date on which public announcement of the date of such meeting is first made by the us.

In addition, stockholders who intend to solicit proxies in support of director nominees other than the Company's nominees must comply with the additional requirements of Rule 14a-19(b).

If we receive notice of a matter to come before the 2025 Annual Meeting that is not in accordance with the deadlines described above, we will use our discretion in determining whether or not to bring such matter before the Annual Meeting. If such matter is brought before the Annual Meeting, then our proxy card for such meeting will confer upon our proxy holders discretionary authority to vote on such matter.

Stockholder proposals should be sent to: Williams-Sonoma, Inc., Attention: Corporate Secretary, 3250 Van Ness Avenue, San Francisco, California 94109.

## GENERAL INFORMATION

Our Board is soliciting your proxy to vote your shares at our 2024 Annual Meeting of Stockholders, or the Annual Meeting, to be held on Wednesday, May 29, 2024 at 9:00 a.m. Pacific Time, and for any adjournment or postponement of the meeting. Our Annual Meeting will be held virtually via live webcast. Registration is required online at [register.proxypush.com/wsm](https://register.proxypush.com/wsm). Details on how to participate are provided below.

Our Annual Report to Stockholders for the fiscal year ended January 28, 2024, or fiscal 2023, including our financial statements for fiscal 2023, is also included with this Proxy Statement and posted on our website at [ir.williams-sonomainc.com/financial-reports-page](https://ir.williams-sonomainc.com/financial-reports-page). The Annual Report, Notice of Internet Availability of Proxy Materials, or the Notice, and the Proxy Statement were first made available to stockholders and posted on our website on or about April 16, 2024.

### Why are you holding a virtual Annual Meeting?

We will be hosting the Annual Meeting virtually to allow stockholders to attend our Annual Meeting without the need to travel. The platform for the virtual Annual Meeting includes functionality that affords validated stockholders substantially the same meeting participation rights and opportunities they would have at an in-person meeting. Stockholders who attend the virtual Annual Meeting by following the instructions below will have the opportunity to vote and submit questions or comments electronically during the Annual Meeting.

### How can stockholders attend the virtual Annual Meeting?

If you are a stockholder of record, to attend, vote, and submit questions at the virtual Annual Meeting, you must register at [register.proxypush.com/wsm](https://register.proxypush.com/wsm). Upon completing your registration, you will receive further instructions via email, including a unique link that will allow you access to the Annual Meeting and to vote and submit questions during the Annual Meeting.

As part of the registration process, you must enter the control number located on your proxy card, voting instruction form, or Notice of Internet Availability. If you are a beneficial owner of shares registered in the name of a broker, bank or other nominee, you will also need to provide the registered name on your account and the name of your broker, bank or other nominee as part of the registration process.

On the day of the Annual Meeting, May 29, 2024, stockholders may begin to log in to the virtual-only Annual Meeting 15 minutes prior to the start of the Annual Meeting. The Annual Meeting will begin promptly at 9:00 a.m. Pacific Time.

If you hold your shares in street name through an intermediary, such as a bank, broker or other nominee, to attend and submit questions at the virtual Annual Meeting, you must obtain a control number in advance. This is a different number than what is on your voting instruction form. To obtain a control number, follow the instructions provided by your bank, broker or other nominee. Once you have your new control number, please follow the steps set forth above to access the virtual Annual Meeting website.

If you hold your shares in street name, in order to vote during the virtual Annual Meeting, you also must obtain in advance a “legal proxy” from your bank, broker or other nominee. To cast your vote during the meeting, follow the instructions on the virtual Annual Meeting website for completing an online ballot and submit the completed ballot along with a copy of your legal proxy via email.

### Will you make a list of the stockholders of record entitled to vote at the 2024 Annual Meeting available?

The names of stockholders of record entitled to vote will also be available for inspection by stockholders of record for 10 days prior to the Annual Meeting. If you are a stockholder of record and want to inspect the stockholder list, please send a written request to: Williams-Sonoma, Inc., Attention: Corporate Secretary, 3250 Van Ness Avenue, San Francisco, California 94109 to arrange for electronic access to the stockholder list.

### What is the purpose of the Annual Meeting?

Stockholders will be asked to vote on the following matters:

- (i) The election of our Board;
- (ii) An advisory vote to approve executive compensation;
- (iii) Amendment to certificate of incorporation to include an officer exculpation provision;
- (iv) The ratification of the selection of Deloitte & Touche LLP as our independent registered public accounting firm for the fiscal year ending February 2, 2025; and
- (v) Such other business as may properly come before the meeting or any adjournment or postponement of the meeting, including stockholder proposals.  
At this time, we do not know of any other matters to be brought before the Annual Meeting.

### What is the Notice of Internet Availability of Proxy Materials?

In accordance with rules and regulations adopted by the SEC, instead of mailing a printed copy of our proxy materials to all stockholders entitled to vote at the Annual Meeting, we are furnishing the proxy materials to certain of our stockholders over the Internet. If you received the Notice, by mail, you will not receive a printed copy of the proxy materials. Instead, the Notice will instruct you as to how you may access and review the proxy materials and submit your vote on the Internet or by telephone. If you

received a Notice by mail and would like to receive a printed copy of the proxy materials, please follow the instructions for requesting such materials included in the Notice.

On the date of mailing of the Notice, all stockholders will have the ability to access all of our proxy materials on a website referred to in the Notice. These proxy materials will be available free of charge.

### **Can I receive future proxy materials by e-mail?**

Yes. You may choose to receive future proxy materials by e-mail by following the instructions provided on the website referred to in the Notice. Choosing to receive your future proxy materials by e-mail will save us the cost of printing and mailing documents to you and will reduce the impact of our Annual Meeting on the environment.

If you choose to receive future proxy materials by e-mail, you will receive an e-mail next year with instructions containing a link to those materials and a link to the proxy voting site. Your election to receive proxy materials by e-mail will remain in effect until you terminate it.

### **Who may vote?**

Only stockholders of record as of the close of business on April 2, 2024, the record date, or those with a valid proxy from a bank, broker or other nominee that held our shares on the record date, are entitled to receive notice of and vote on the matters to be considered at the Annual Meeting. Each holder of our common stock will be entitled to one vote for each share of our common stock owned as of the record date. As of the record date, there were 64,252,121 shares of our common stock outstanding and entitled to vote, and there were 273 stockholders of record, which number does not include beneficial owners of shares held in the name of a bank or brokerage firm. We do not have any outstanding shares of any other classes of stock.

### **How do I vote?**

You may vote at the virtual Annual Meeting held via live webcast, electronically by submitting your proxy through the Internet, by telephone or by returning a hard copy of the proxy card before the Annual Meeting. Proxies properly executed, returned to us on a timely basis and not revoked will be voted in accordance with the instructions contained in the proxy. If any matter not described in this Proxy Statement is properly presented for action at the meeting, the persons named in the enclosed proxy will have discretionary authority to vote according to their best judgment.

### **How do I vote electronically or by telephone?**

You may vote by submitting your proxy through the Internet or by telephone. The Internet and telephone voting procedures are designed to authenticate your identity as a Williams-Sonoma, Inc. stockholder, to allow you to vote your shares and to confirm that your instructions have been properly recorded. Specific instructions to be followed for voting on the Internet or by telephone are provided below in this Proxy Statement, in the Notice and on the proxy card.

#### ***Shares Registered Directly in the Name of the Stockholder***

If your shares are registered directly in your name in our stock records maintained by our transfer agent, EQ Shareowner Services, then you may vote your shares:

- on the Internet at [www.proxypush.com/wsm](http://www.proxypush.com/wsm); or
- by calling EQ Shareowner Services from within the United States at 866-883-3382.

Proxies for shares registered directly in your name that are submitted on the Internet or by telephone must be received before noon Pacific Time on May 28, 2024.

#### ***Shares Registered in the Name of a Brokerage Firm or Bank***

If your shares are held in an account at a brokerage firm or bank, you should follow the voting instructions on the Notice or the voting instruction card provided by your brokerage firm or bank.

### **Can I vote my shares by filling out and returning the Notice?**

No. The Notice identifies the items to be voted on at the Annual Meeting, but you cannot vote by marking the Notice and returning it. The Notice provides instructions on how to vote on the Internet or by telephone and how to request paper copies of the proxy materials.

### **What if I return my proxy card directly to the Company, but do not provide voting instructions?**

If a signed proxy card is returned to us without any indication of how your shares should be voted, votes will be cast “FOR” the election of the directors named in this Proxy Statement, “FOR” the approval, on an advisory basis, of the compensation of our Named Executive Officers, “FOR” the approval of an amendment to our certificate of incorporation to include an officer exculpation provision, and “FOR” the ratification of the selection of Deloitte & Touche LLP as our independent registered public accounting firm for the fiscal year ending February 2, 2025.

## Who may attend the Annual Meeting?

Only stockholders of record as of the close of business on April 2, 2024, the record date, or those with a valid proxy from a bank, broker or other nominee that held our shares on the record date, are entitled to vote on the matters to be considered at the Annual Meeting.

## How many shares must be present to transact business at the Annual Meeting?

Stockholders holding a majority of our outstanding shares as of the record date must be present virtually or by proxy at the Annual Meeting so that we may transact business. This is known as a quorum. Shares that are voted at the Annual Meeting, on the Internet, by telephone or by signed proxy card, and abstentions and broker non-votes, will be included in the calculation of the number of shares considered to be present for purposes of determining whether there is a quorum at the Annual Meeting.

## What is a broker non-vote?

The term broker non-vote refers to shares that are held of record by a broker for the benefit of the broker's clients but that are not voted at the Annual Meeting by the broker on certain "non-routine" matters set forth in New York Stock Exchange, or NYSE, Rule 402.08(B) because the broker did not receive instructions from the broker's clients on how to vote the shares and, therefore, was prohibited from voting the shares. Brokers and other nominees may vote without instruction only on "routine" proposals. The proposal to ratify Deloitte & Touche LLP as the Company's independent registered public accounting firm is the only routine proposal on the agenda for our Annual Meeting. The other three proposals on the agenda are non-routine. If you hold your shares with a broker or other nominee, they will not be voted on non-routine proposals unless you give voting instructions.

## How many votes are needed to elect directors?

Pursuant to a majority voting bylaw adopted by our Board and further described in our Amended and Restated Bylaws, the election of each of the seven director nominees requires the affirmative vote of a majority of the votes cast at the Annual Meeting with respect to each nominee. The number of shares voted "for" a director nominee must exceed the number of votes cast "against" that nominee for the nominee to be elected as a director to serve until the next annual meeting or until a successor has been duly elected and qualified. Your proxy will be voted in accordance with your instructions. If no instructions are given, the proxy holders will vote "FOR" each of the director nominees. If you hold your shares through a brokerage, bank or other nominee, or in "street name," it is important to cast your vote if you want it to count in the election of directors. If you hold your shares in street name and you do not instruct your bank or broker how to vote your shares in the election of directors, no votes will be cast on your behalf. Broker non-votes and abstentions will have no effect on the outcome of the election.

Pursuant to the resignation policy adopted by our Board and further described in our Corporate Governance Guidelines, any nominee for director who is not elected shall promptly tender his or her conditional resignation to our Board following certification of the stockholder vote. The Nominations, Corporate Governance and Social Responsibility Committee will consider the resignation offer and recommend to our Board the action to be taken with respect to the offered resignation. In determining its recommendation, the Nominations, Corporate Governance and Social Responsibility Committee shall consider all factors it deems relevant. Our Board will act on the Nominations, Corporate Governance and Social Responsibility Committee's recommendation within 90 days following certification of the stockholder vote and will publicly disclose its decision with respect to the director's resignation offer (and the reasons for rejecting the resignation offer, if applicable).

Any director who tenders his or her resignation pursuant to the resignation policy shall not participate in the Nominations, Corporate Governance and Social Responsibility Committee's recommendation or Board action regarding whether to accept the resignation offer. If each member of the Nominations, Corporate Governance and Social Responsibility Committee is required to tender his or her resignation pursuant to the resignation policy in the same election, then the independent directors of our Board who are not required to tender a resignation pursuant to the resignation policy shall consider the resignation offers and make a recommendation to our Board.

To the extent that one or more directors' resignations are accepted by our Board, our Board in its discretion may determine either to fill such vacancy or vacancies or to reduce the size of the Board within the authorized range.

## How many votes are needed to approve Proposals 2 and 4?

Proposals 2 and 4 require the affirmative vote of holders of a majority of voting power entitled to vote thereon, present virtually or represented by proxy, at the Annual Meeting. Proxy cards marked "abstain" will have the effect of a "NO" vote and broker non-votes will have no effect on the outcome of these proposals.

The outcome of Proposal 2, the advisory vote on the approval of the compensation of our Named Executive Officers, will not be binding on us or the Board. However, the Board and the Compensation Committee will review the voting results and take them into consideration when making future decisions regarding executive compensation.

## How many votes are needed to approve Proposal 3?

Proposal 3 requires the affirmative vote of holders of a majority of all issued and outstanding shares of the Company entitled to vote thereon. Proxy cards marked "abstain" and broker non-votes will have the effect of a "NO" vote.

## Are there any stockholder proposals this year?

No stockholder proposals are included in this Proxy Statement, and we have not received notice of any stockholder proposals to be raised at this year's Annual Meeting.

### **What if I want to change my vote(s)?**

You may revoke your proxy prior to the close of voting at the Annual Meeting by any of the following methods:

- sending written notice of revocation to our Secretary;
- sending a signed proxy card bearing a later date;
- voting by telephone or on the Internet at a later date; or
- attending the virtual Annual Meeting, revoking your proxy and voting virtually.

### **What is householding?**

Householding is a cost-cutting procedure used by us and approved by the SEC to limit duplicate copies of our proxy materials being printed and delivered to stockholders sharing a household. Under the householding procedure, we send only one Notice or Annual Report and Proxy Statement to stockholders of record who share the same address and last name, unless one of those stockholders notifies us that the stockholder would like a separate Notice or Annual Report and Proxy Statement. A separate proxy card is included in the materials for each stockholder of record. A stockholder may notify us that the stockholder would like a separate Notice or Annual Report and Proxy Statement by phone at 415-421-7900 or by mail at the following mailing address: Williams-Sonoma, Inc., Attention: Secretary, 3250 Van Ness Avenue, San Francisco, California 94109. If we receive such notification that the stockholder wishes to receive a separate Notice or Annual Report and Proxy Statement, we will promptly deliver such Notice or Annual Report and Proxy Statement. If you wish to update your participation in householding, you may contact your broker or our mailing agent, Broadridge Investor Communications Solutions, at 800-542-1061.

### **What if I received more than one proxy card?**

If you received more than one proxy card, it means that you have multiple accounts with brokers and/or our transfer agent. You must complete each proxy card in order to ensure that all shares beneficially held by you are represented at the meeting. If you are interested in consolidating your accounts, you may contact your broker or our transfer agent, EQ Shareowner Services, at 800-468-9716.

### **Who pays the expenses incurred in connection with the solicitation of proxies?**

We will pay all of the expenses incurred in preparing, assembling and mailing the Notice or this Proxy Statement and the materials enclosed. We have retained MacKenzie Partners, Inc. to assist in the solicitation of proxies at an estimated cost to us of approximately \$10,000. Some of our officers or employees may solicit proxies personally or by telephone or other means. None of those officers or employees will receive special compensation for such services.

## **NOTE ABOUT FORWARD-LOOKING STATEMENTS**

In this proxy statement, the Company has disclosed information which may be considered forward-looking within the meaning of the U.S. federal securities laws. Forward-looking statements may appear throughout this proxy statement, including in the Corporate Governance Section, the Compensation Committee letter and the Compensation Discussion and Analysis. In some cases, you can identify these forward-looking statements by the use of terms such as “believe,” “will,” “expect” “anticipate,” “estimate,” “intend,” “strategy,” “future,” “opportunity,” “plan,” “may,” “should,” “would,” and “continue to,” or similar expressions, and variations or negatives of these words, but the absence of these words does not mean that a statement is not forward-looking. All statements other than statements of historical fact are statements that could be deemed forward-looking statements, including, but not limited to statements regarding our ESG and diversity strategies and initiatives, our business opportunities, initiatives, strategy and related actions, and our financial targets and stockholder engagement. For information regarding risks and uncertainties associated with our business and a discussion of some of the factors that may cause actual results to differ materially from the results expressed or implied by such forward-looking statements, please refer to our SEC filings, including the “Risk Factors,” “Management’s Discussion and Analysis of Financial Condition and Results of Operations,” and “Quantitative and Qualitative Disclosures about Market Risk” sections of our 2023 Annual Report on Form 10-K. The Company undertakes no obligation to update information in this proxy statement.

## **INFORMATION REFERENCED IN THIS PROXY STATEMENT**

The content of the websites referred to in this proxy statement are not incorporated by reference into this proxy statement.

## **AVAILABILITY OF PROXY STATEMENT AND ANNUAL REPORT ON FORM 10-K**

Pursuant to SEC rules, we have elected to provide access to our proxy materials by notifying you of the availability of our proxy materials on the Internet. Copies of this Proxy Statement and our Annual Report on Form 10-K, including the financial statements for fiscal 2023 as filed with the SEC, are available at our website at [ir.williams-sonomainc.com/financial-reports-page](http://ir.williams-sonomainc.com/financial-reports-page) and upon written request and without charge to any stockholder by writing to: Williams-Sonoma, Inc., Attention: Annual Report Administrator, 3250 Van Ness Avenue, San Francisco, California 94109.

San Francisco, California

April 16, 2024

## Appendix A

As discussed in Proposal 3, proposed changes to the Company’s Amended and Restated Certificate of Incorporation are shown below. The changes shown to Article XI will be effective if Proposal 3, “Amendment to the Amended and Restated Certificate of Incorporation to Include an Officer Exculpation Provision” is approved by a majority of the outstanding shares of the Company entitled to vote. Additions are indicated by double-underlining and deletions are indicated by strike-outs.

To the fullest extent permitted by the DGCL, as it presently exists or may hereafter be amended from time to time, ~~no~~ a director or officer of the corporation shall ~~not~~ be personally liable to the corporation or its stockholders for monetary damages for breach of fiduciary duty as a director or officer. Without limiting the effect of the preceding sentence, If ~~if~~ the DGCL is hereafter amended to authorize corporate action further eliminating or limiting the personal liability of directors or officers, then the liability of a director or an officer of the corporation shall be eliminated or limited to the fullest extent permitted by the DGCL, as so amended.

**WILLIAMS-SONOMA, INC.**

Shareowner Services

P.O. Box 64945, St. Paul, MN 55164-0945

Address Change? Mark box, sign, and indicate changes below:



TO VOTE BY INTERNET/MOBILE OR TELEPHONE, SEE REVERSE SIDE OF THIS PROXY CARD.

**TO VOTE BY MAIL AS THE BOARD OF DIRECTORS RECOMMENDS ON ALL ITEMS BELOW, SIMPLY SIGN, DATE, AND RETURN THIS PROXY CARD.**

The Board of Directors recommends a vote "FOR" the election of the named directors, and "FOR" items 2, 3 and 4.

1. Election of directors:

	FOR	AGAINST	ABSTAIN		FOR	AGAINST	ABSTAIN
01 Laura Alber	<input type="checkbox"/>	<input type="checkbox"/>	<input type="checkbox"/>	05 Anne Finucane	<input type="checkbox"/>	<input type="checkbox"/>	<input type="checkbox"/>
02 Esi Eggleston Bracey	<input type="checkbox"/>	<input type="checkbox"/>	<input type="checkbox"/>	06 William Ready	<input type="checkbox"/>	<input type="checkbox"/>	<input type="checkbox"/>

⤵ Please fold here – Do not separate ⤵

03 Andrew Campion	<input type="checkbox"/>	<input type="checkbox"/>	<input type="checkbox"/>	07 Frits van Paasschen	<input type="checkbox"/>	<input type="checkbox"/>	<input type="checkbox"/>
04 Scott Dahnke	<input type="checkbox"/>	<input type="checkbox"/>	<input type="checkbox"/>				

- 2. An advisory vote to approve executive compensation  For  Against  Abstain
- 3. An amendment to our certificate of incorporation to include an officer exculpation provision  For  Against  Abstain
- 4. Ratification of the selection of Deloitte & Touche LLP as our independent registered public accounting firm for the fiscal year ending February 2, 2025  For  Against  Abstain
- 5. Such other business as may properly come before the meeting or any adjournment or postponement of the meeting, including stockholder proposals. At this time, we do not know of any other matters to be brought before the Annual Meeting.

**THIS PROXY WILL BE VOTED AS DIRECTED OR, IF NO DIRECTION IS INDICATED, THE PROXY HOLDERS ARE AUTHORIZED TO VOTE IN THEIR DISCRETION "FOR" THE ELECTION OF THE NAMED DIRECTORS, AND "FOR" PROPOSALS 2, 3, AND 4. THIS PROXY ALSO CONFERS DISCRETIONARY AUTHORITY ON THE PROXY HOLDERS TO VOTE AS TO ANY OTHER MATTER THAT IS PROPERLY BROUGHT BEFORE THE ANNUAL MEETING THAT THE BOARD OF DIRECTORS DID NOT HAVE NOTICE OF PRIOR TO THE DATE SPECIFIED IN THE PROXY.**

Date \_\_\_\_\_

Signature(s) in Box

Please sign exactly as your name(s) appears on Proxy. If held in joint tenancy, all persons should sign. Trustees, administrators, etc., should include title and authority. Corporations should provide full name of corporation and title of authorized officer signing the Proxy.

**WILLIAMS-SONOMA, INC.**  
**ANNUAL MEETING OF STOCKHOLDERS**

**Wednesday, May 29, 2024**  
**9:00 a.m. (Pacific Daylight Time)**

To register for the virtual meeting, please follow the instructions below:

- Visit [register.proxypush.com/wsm](https://register.proxypush.com/wsm) on your smartphone, tablet or computer.
- As a stockholder, you will then be required to enter your control number which is located in the upper right hand corner on the reverse side of this proxy card.
- After registering, you will receive a confirmation email and an email approximately 1 hour prior to the start of the meeting to the email address you provided during registration with a unique link to the virtual meeting.

Williams-Sonoma, Inc.  
3250 Van Ness Avenue  
San Francisco, California 94109

**proxy**

**This Proxy is solicited on behalf of the Board of Directors.**

The undersigned stockholder of Williams-Sonoma, Inc. (the "Company") hereby appoints Laura Alber and Jeffrey Howie, and each of them (the "Named Proxies"), with full power of substitution to each, true and lawful attorneys, agents, and proxy holders of the undersigned, and hereby authorizes them to represent and vote, as specified herein, all shares of Common Stock of the Company held of record by the undersigned on April 2, 2024, at the 2024 Annual Meeting of Stockholders of the Company, to be held on Wednesday, May 29, 2024, at 9:00 a.m. (Pacific Daylight Time), and any adjournments or postponements thereof.

**This Proxy when properly signed will be voted in the manner directed on this Proxy by the undersigned. If no direction is made, this Proxy will be voted "FOR" the election of the named directors, and "FOR" Proposals 2, 3, and 4.**

*(Please date and sign on reverse side.)*

**Vote by Internet, Telephone, or Mail**  
**24 Hours a Day, 7 Days a Week**

Your phone or Internet vote authorizes the named proxies to vote your shares in the same manner as if you marked, signed, and returned your proxy card.



**INTERNET**

[www.proxypush.com/wsm](https://www.proxypush.com/wsm)



**PHONE**

1-866-883-3382



**MAIL**

Mark, sign and date your proxy card and return it in the postage-paid envelope provided in time to be received by May 28, 2024.

If you vote your proxy by Internet or by Phone, you do NOT need to mail back your Proxy Card.